



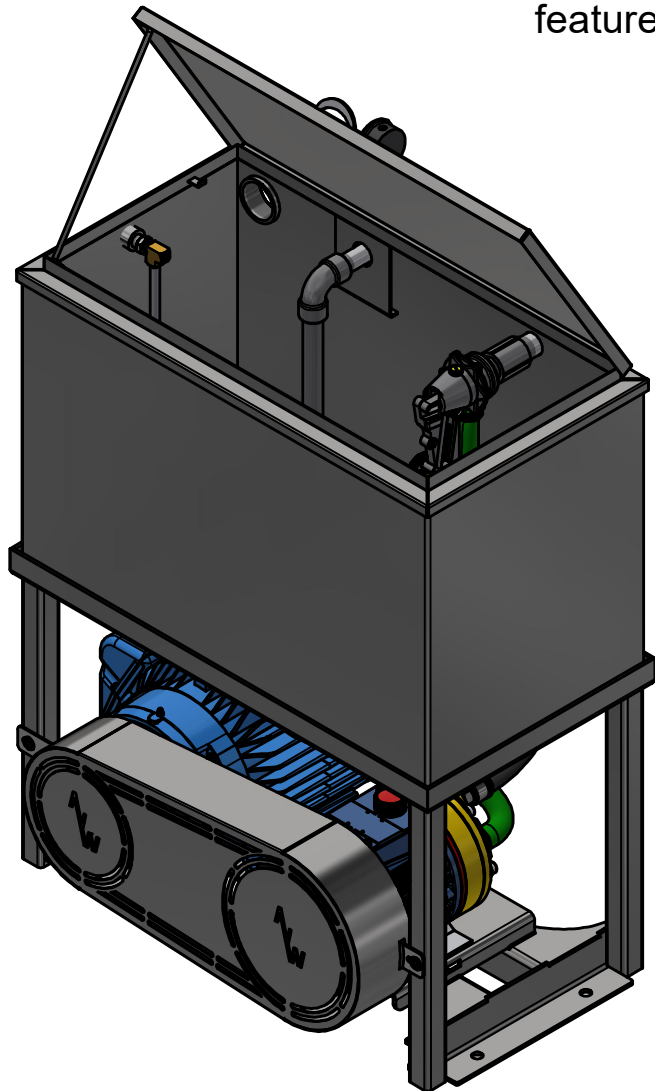
SINGLE PREP HIGH PRESSURE PUMPING STATION

PSD10



SINGLE PREP HIGH PRESSURE PUMPING STATION - PSD10

The **AVW SINGLE PREP HIGH PRESSURE PUMPING STATION** features a gravity feed tank, with adjustable controls contained inside of tank. No dripping or leakage controls on the floor.

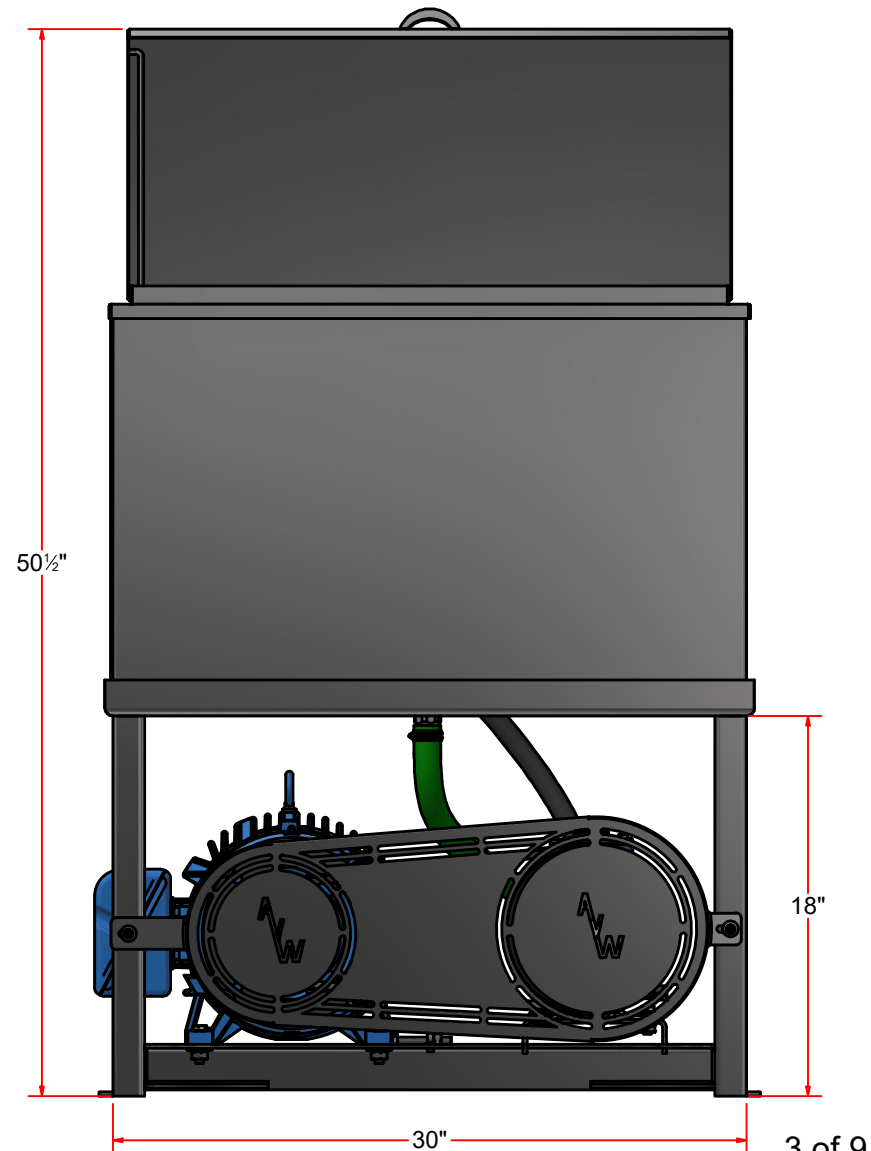
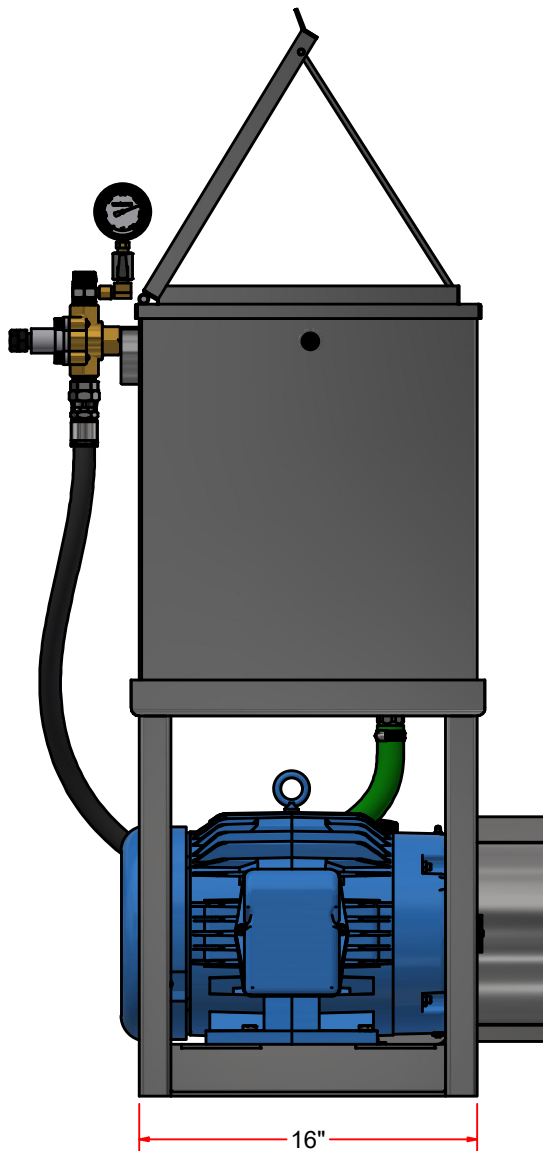
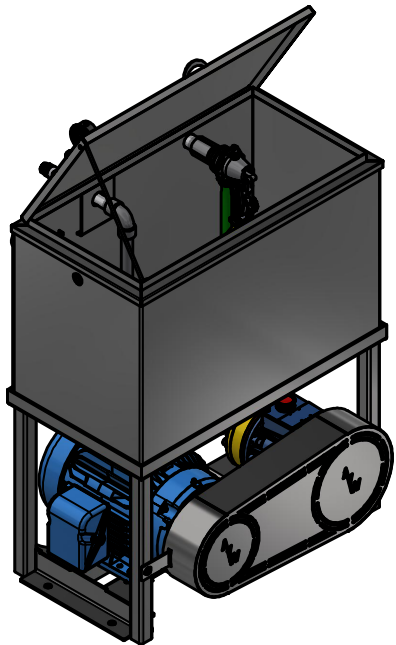


- Heavy Duty Stainless Steel***
- Contained Controls***
- Clean Design***

ELECTRICAL MOTOR: 7.5HP, 1750RPM,
PUMP : 8GPM max at 1450RPM max



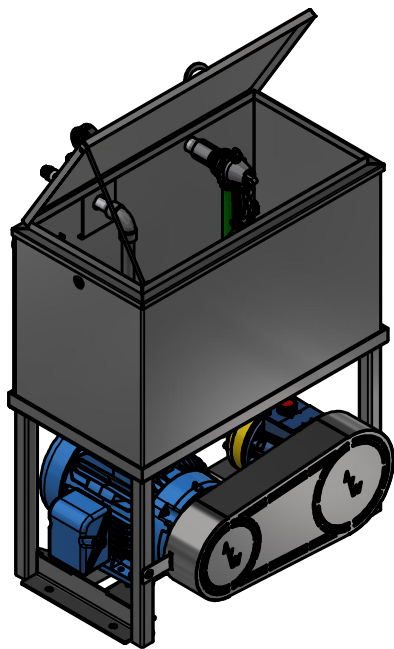
SINGLE PREP HIGH PRESSURE PUMPING STATION - PSD10



3 of 9



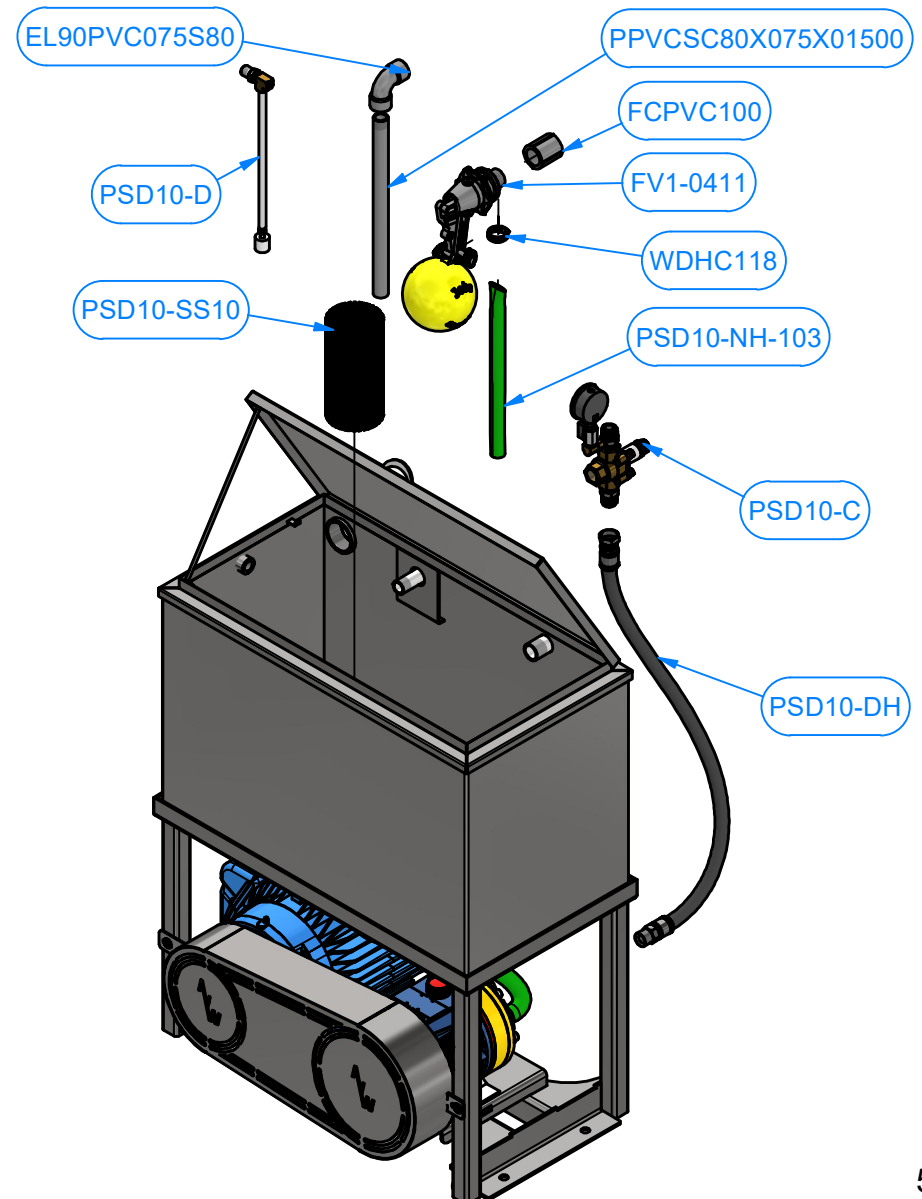
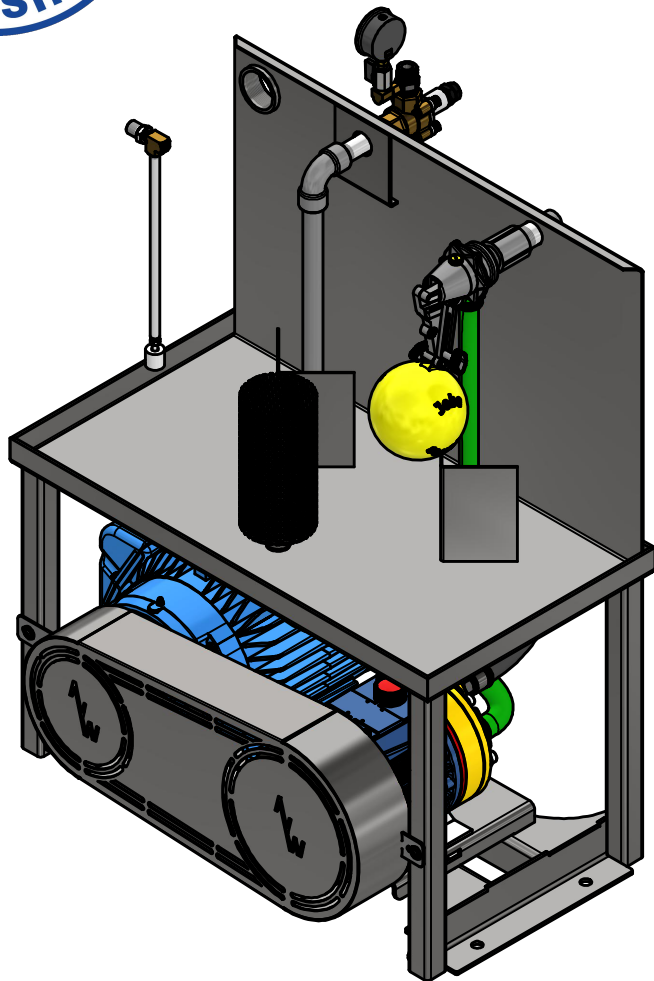
SINGLE PREP HIGH PRESSURE PUMPING STATION - PSD10



Parts List		
PART NUMBER	QTY	DESCRIPTION
PSD10_A	1	D10 - Single Pumping Station Frame
EM7-5-1800-213TC	1	7.5HP 1800RPM C Footed EI Motor
PSD10-P08	1	D10 Hydra Cell Pump
SHV-33V500SDS	1	3V500SDS Motor Pulley
STB-SDS138	1	SDS-1-3/8 Motor Taper Bushing
SHV-33V800SK	1	3-3V800SK Pump Pulley
STB-SK078	1	SK-7/8 Pump Taper Bushing
VBELT3R3VX475	1	3 Rows V Belt 3VX475
FW38	4	3/8" Flat Washer
HHCS3816100	4	3/8" - 16 x 1" UNC Hex Screw
HHN3816	10	3/8"-16 18-8ss Heavy Hex Nut
PSD10-PC	1	D10 Motor Belt Guard
BHSCS02520050	2	Button Head Cap Screw 1/4-20 x 1/2" LG.
FW14	2	1/4" Flat Washer
BRB316100100	1	1" x 1" SS Barb Hose Nipple NPT
WDHC118	3	Hose Clamp (13/16" - 1 1/2") Breeze
PSD10-D	1	Level Measurement Sub Assy
EL90PVC075S80	1	3/4"NPT PVC Female Elbow
PPVCSC80X075X01500	1	3/4" PVC Pipe x 15"
FV1-0411	1	Topaz Floating Valve
FCPVC100	1	1" Pipe Coupling
PSD10-NH-201	1	Hose-Water, 1"ID, 1-1/4" OD
PSD10-C	1	Manometer_Pressure Regulator Assy
HHCS3816150	4	3/8"-16 UNC x 1 1/2" Hex Screw
WFW003	8	3/8" W Flat Washer
SLW38	8	3/8" Split Lock Washer
PSD10-B	1	PSD10 Tank and Lid Assy
PSD10-DH	1	Discharge/Pr. line Hose Assy
HHCS3816250	2	3/8" - 16 x 2 1/2" UNC Hex Screw
PSD10-NH-103	1	Hose-Water, 1"ID, 1-1/4" OD
PSD10-SS10	1	Hydraulic Suction Strainer



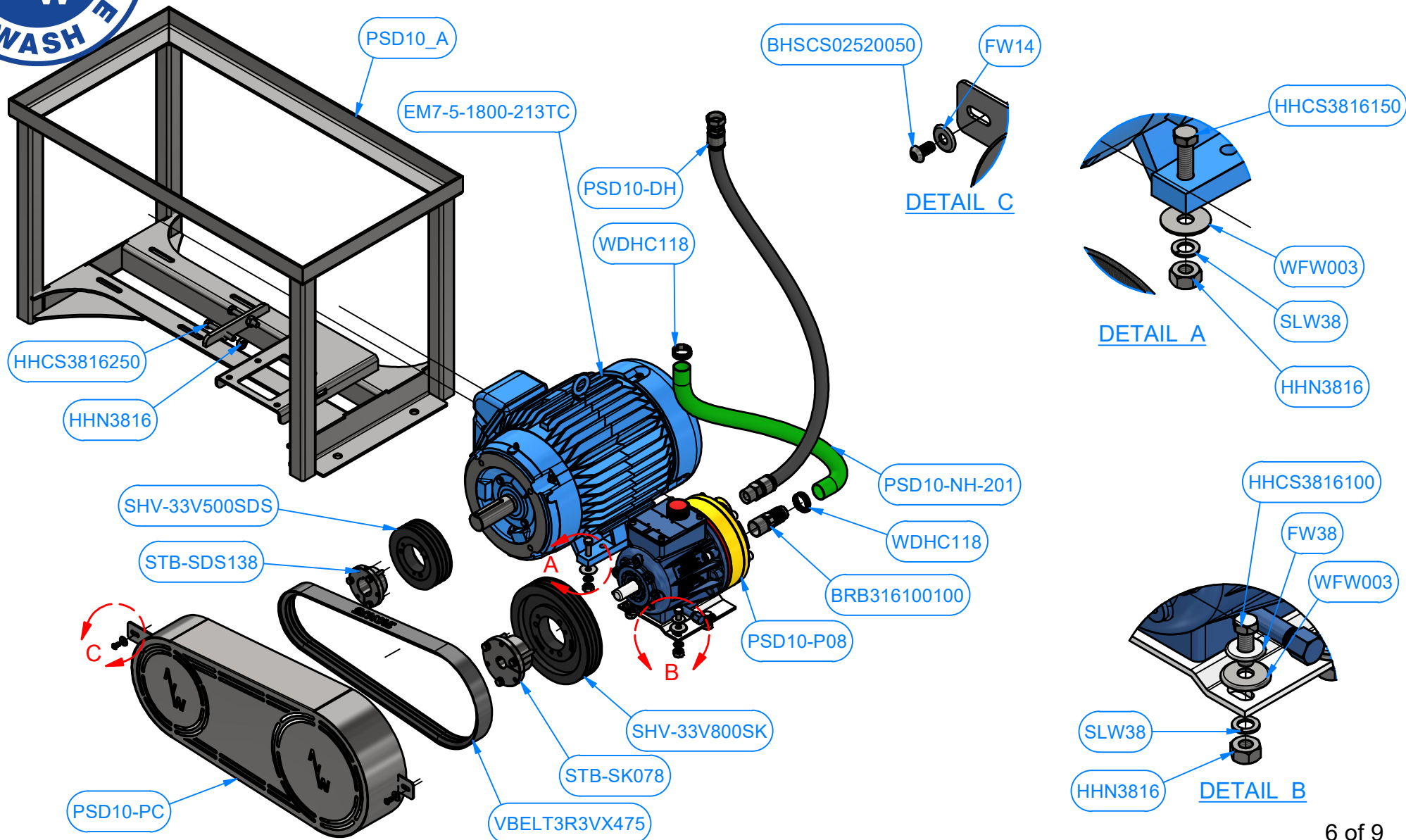
SINGLE PREP HIGH PRESSURE PUMPING STATION - PSD10



5 of 9



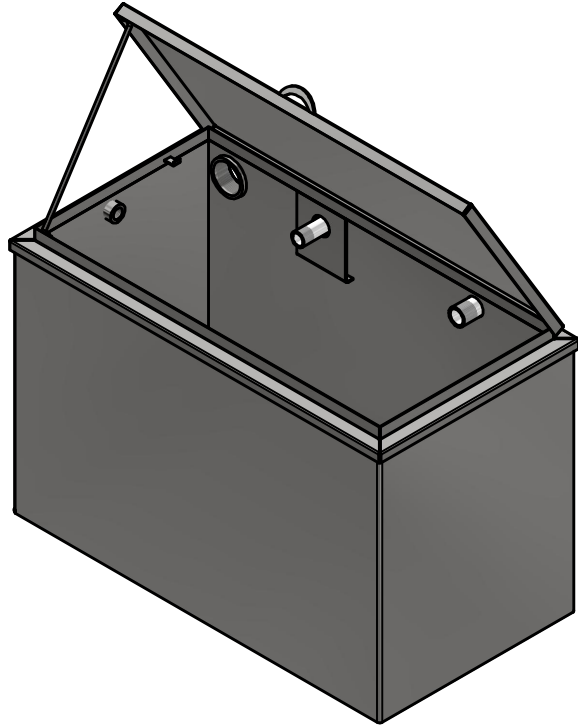
SINGLE PREP HIGH PRESSURE PUMPING STATION - PSD10



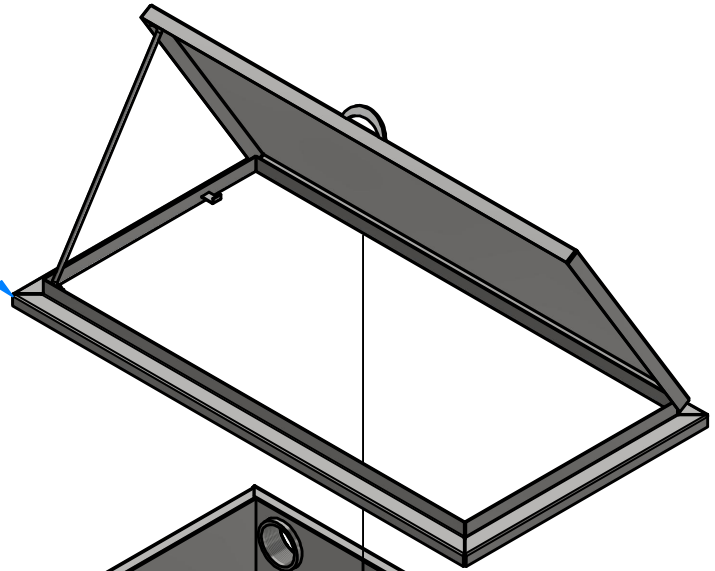
6 of 9



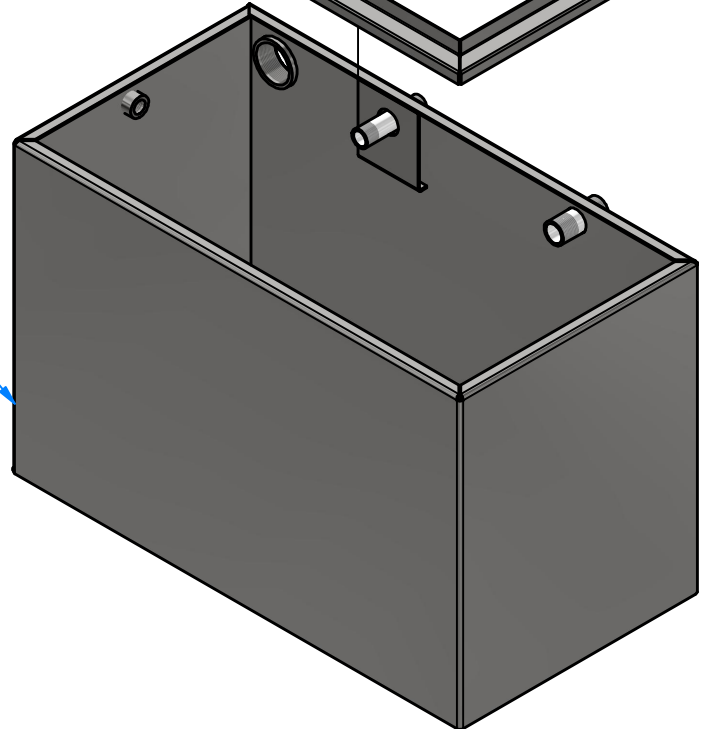
Tank and Lid Assembly - PSD10-B



PSD10-V



PSD10-T



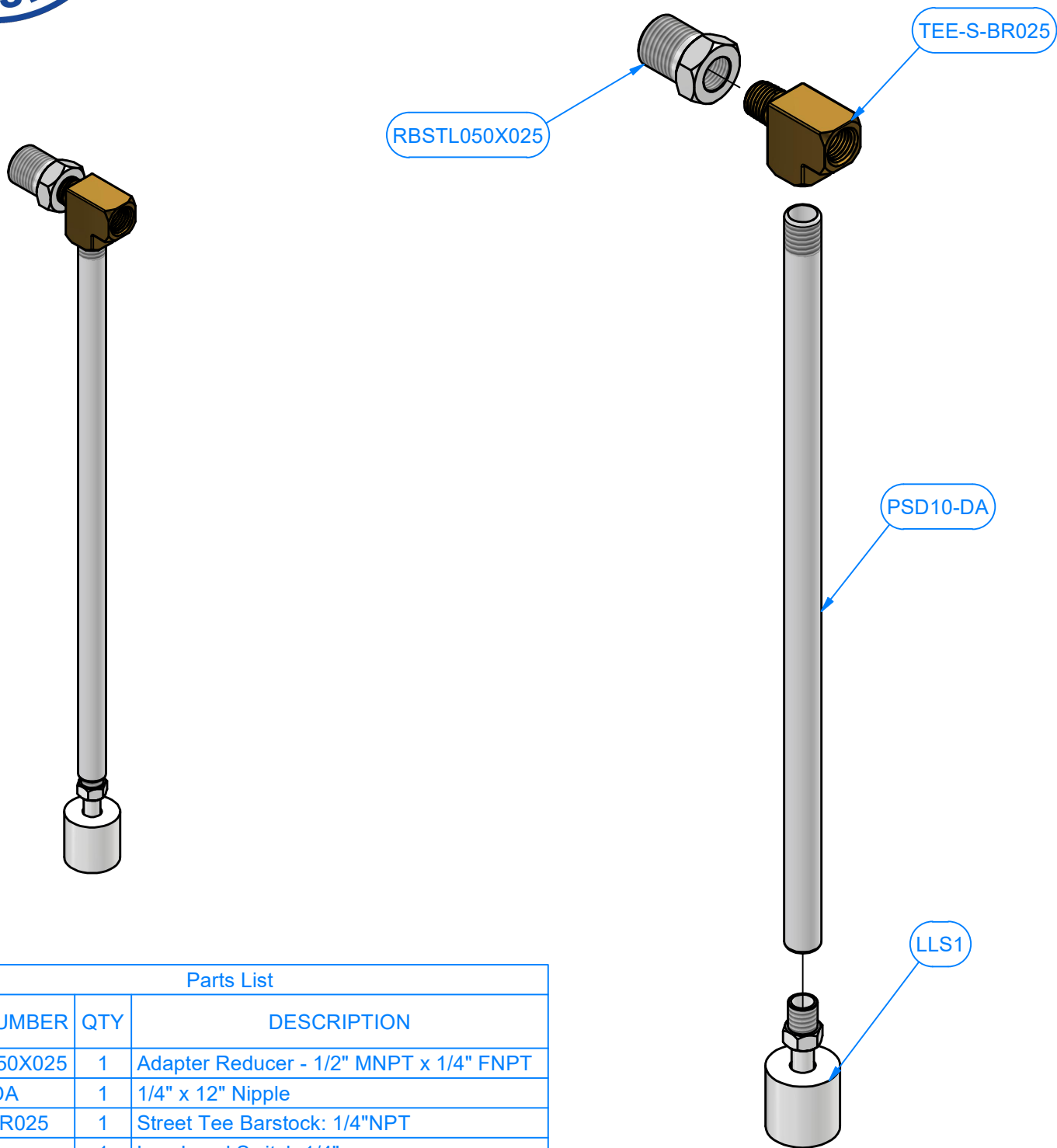
Parts List

PART NUMBER	QTY	DESCRIPTION
PSD10-T	1	PSD10 Tank Weld Assy
PSD10-V	1	30"x16" Tank Lid Assy

7 of 9



Level Meter Assembly - PSD10-D



Parts List		
PART NUMBER	QTY	DESCRIPTION
RBSTL050X025	1	Adapter Reducer - 1/2" MNPT x 1/4" FNPT
PSD10-DA	1	1/4" x 12" Nipple
TEE-S-BR025	1	Street Tee Barstock: 1/4"NPT
LLS1	1	Low Level Switch 1/4"



Manometer and Pressure Regulator Assembly - PSD10-C

