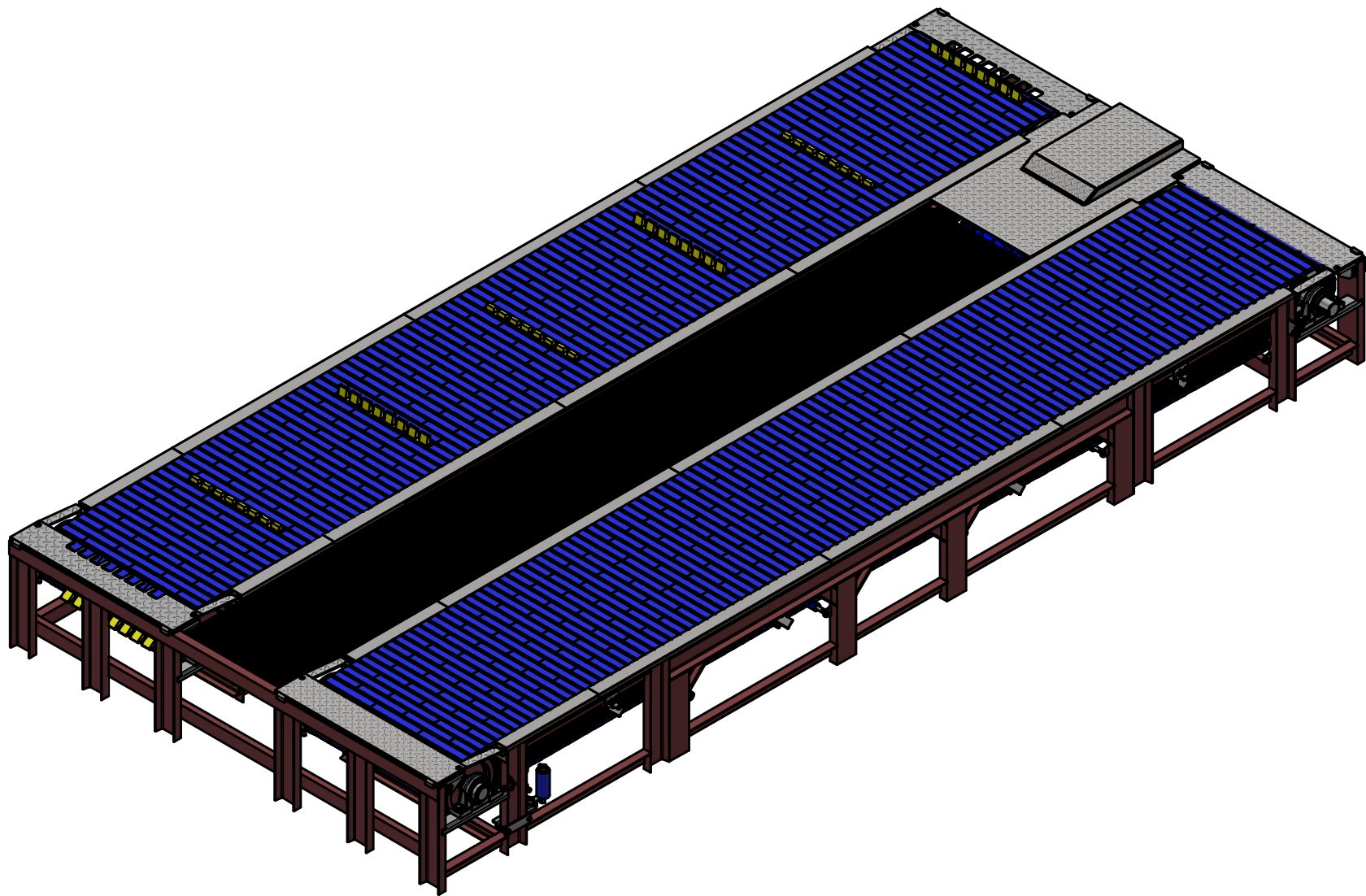


BCN5 - 36" DUAL BELT CONVEYOR




AVW EQUIPMENT CO., INC.  
105 S. 9TH AVENUE  
MAYWOOD, IL 60153  
Tel: 708-343-7738 Fax: 708-343-9065  
WWW.AVWEQUIPMENT.COM

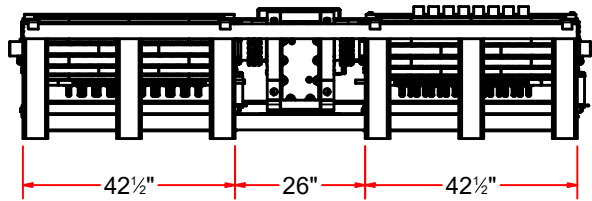
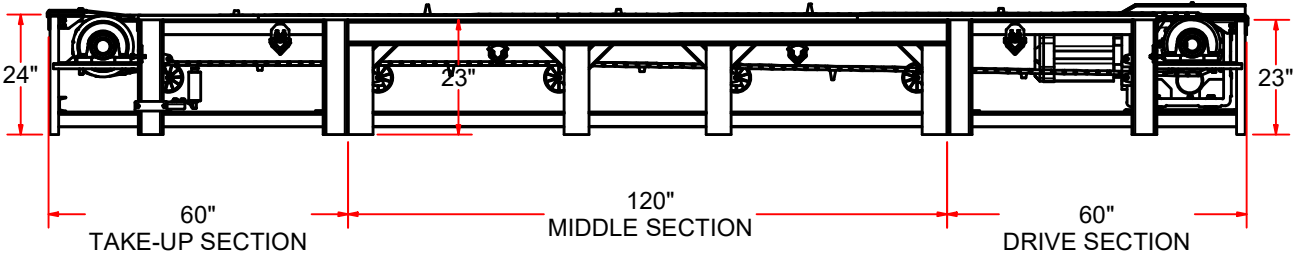
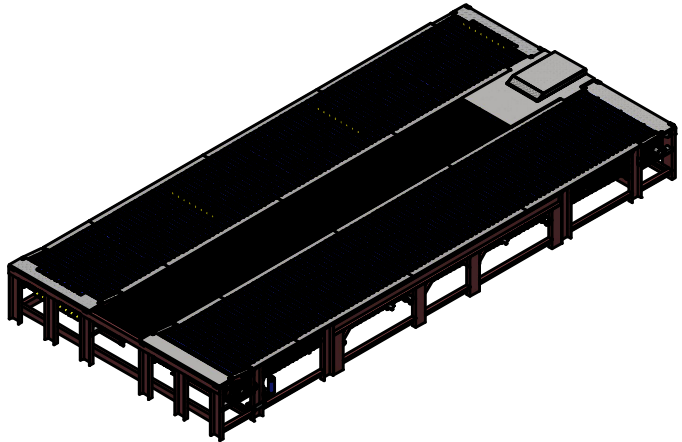
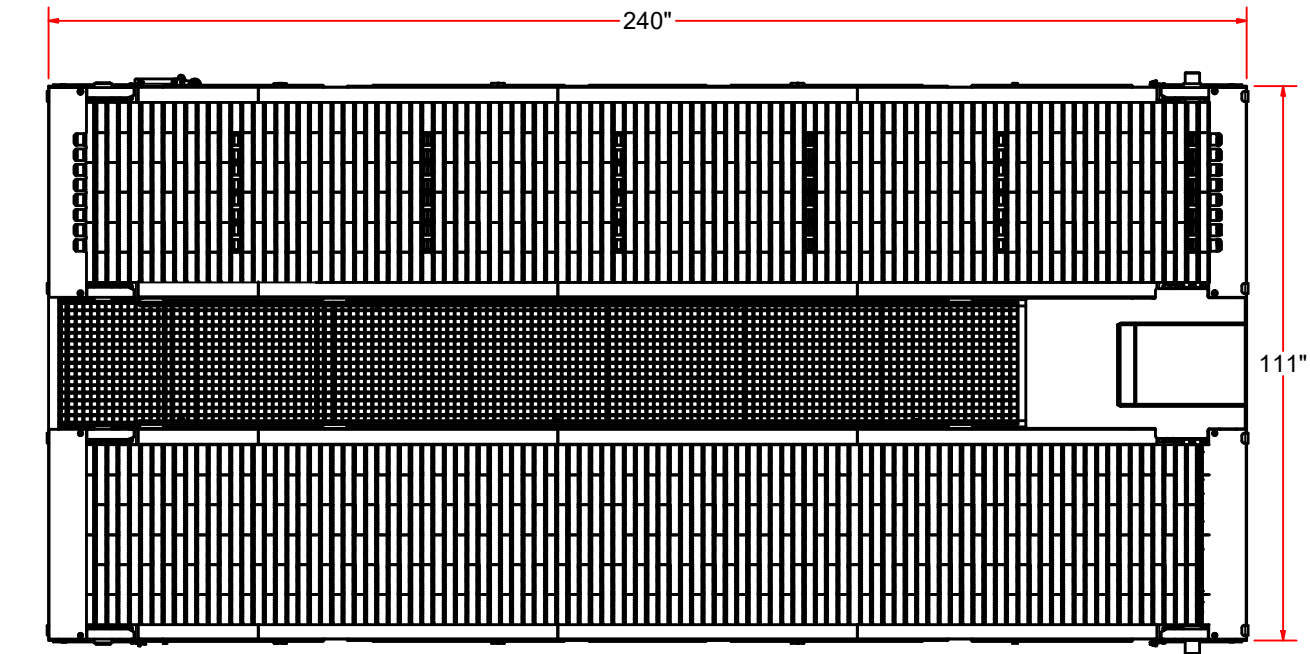
- COMPANY PROPRIETARY NOTE -  
THIS DRAWING AND ITS DESIGNS ARE PROPERTY OF AVW EQUIPMENT CO. &  
IT IS NOT TO BE USED OR REPRODUCED WITHOUT THE PERMISSION FROM AVW CO.

DRAWN BY	Jose	CUSTOMER: AVW EQUIPMENT CO.	
CHECKED BY		PROJECT: BCN5 - 36" DUAL BELT CONVEYOR	
QTY		DESCRIPTION: 36" DUAL BELT CONVEYOR	
RELEASE DATE	3/18/2020	PART NUMBER: BCN5	REV# 4
DIMENSION ARE IN INCHES & PROVIDED PRIOR TO SURFACE TREATMENTS, UNLESS NOTED.		SIZE A EST WEIGHT: 4733 lbmass	SHEET 1 of 57

REVISION HISTORY					
ECO No.	REV	DESCRIPTION	DATE	ENGINEER	APPROVED
		INITIAL RELEASE	03/18/2020		
CON04	3	1. Change Take up section to 60" from 44" and Driev section to 60" from 46" 2. Transfer Plate brackets, Bearing pillow block mounting angle material changed to Stainless Steel 3. Same Bearing Pillow Block used for both sections 4. Take-up drum bigger to fit bigger pillow block 5. Redesigned drain channel 6. Stainless steel holder designed for manifold and drain pan	9/28/2020	Jose Ortega	Dusan Ilic
CON09	4	1. Added 1/2" SS plates below take-up section transfer plates for BCN3,BCN4,BCN5 to prevent wheel roll back from conveyor	5/12/2021	Tittu Paul	Dusan Ilic
CON10	5	1. Changed design of Pillow block mounting channel design to have more space to install chain coupling link without obstructions (Sheet No: 53) 2. Added Support channel below drive section Gear Motor mounting plate	09/24/2021	Tittu Paul	Dusan Ilic

	<b>AVW EQUIPMENT CO., INC.</b> 105 S. 9TH AVENUE MAYWOOD, IL 60153 Tel: 708-343-7738 Fax: 708-343-9065 WWW.AVWEQUIPMENT.COM		DRAWN BY	Jose	CUSTOMER: AVW EQUIPMENT CO.	
			CHECKED BY		PROJECT: BCN5 - 36" DUAL BELT CONVEYOR	
			QTY		DESCRIPTION:	
	<b>- COMPANY PROPRIETARY NOTE -</b> THIS DRAWING AND ITS DESIGNS ARE PROPERTY OF AVW EQUIPMENT CO. & IT IS NOT TO BE USED OR REPRODUCED WITHOUT THE PERMISSION FROM AVW CO.		RELEASE DATE	3/18/2020	PART NUMBER:	REV# 4
		DIMENSION ARE IN INCHES & PROVIDED PRIOR TO SURFACE TREATMENTS, UNLESS NOTED.		SIZE <b>A</b>	EST WEIGHT:	SHEET 2 of 57
PATH:						

BCN5 - 36" DUAL BELT CONVEYOR

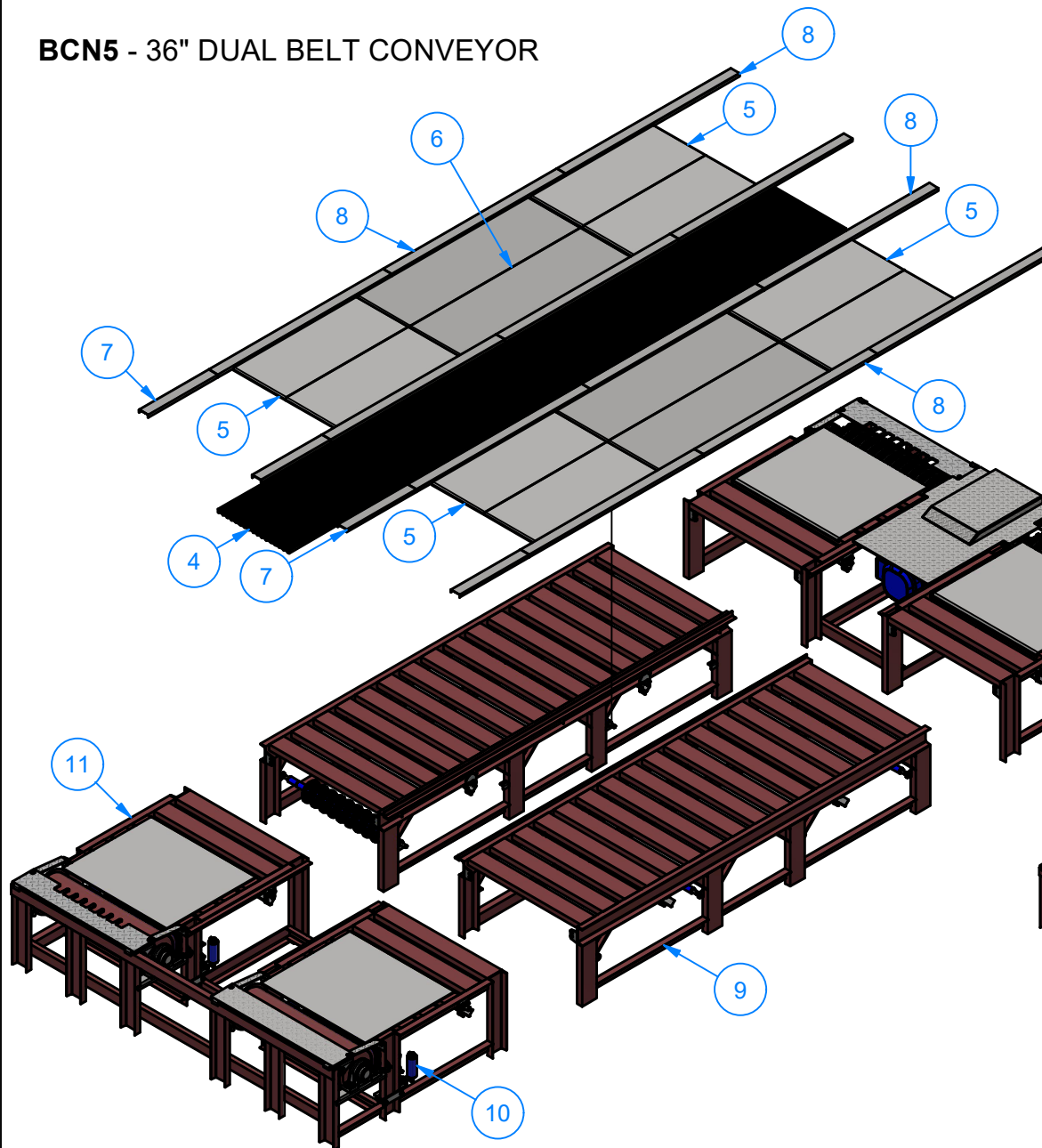


AVW EQUIPMENT CO., INC.  
105 S. 9TH AVENUE  
MAYWOOD, IL 60153  
Tel: 708-343-7738 Fax: 708-343-9065  
WWW.AVWEQUIPMENT.COM

- COMPANY PROPRIETARY NOTE -  
THIS DRAWING AND ITS DESIGNS ARE PROPERTY OF AVW EQUIPMENT CO. &  
IT IS NOT TO BE USED OR REPRODUCED WITHOUT THE PERMISSION FROM AVW CO.

DRAWN BY	Jose	CUSTOMER: AVW EQUIPMENT CO.	
CHECKED BY		PROJECT: BCN5 - 36" DUAL BELT CONVEYOR	
QTY		DESCRIPTION: 36" DUAL BELT CONVEYOR	
RELEASE DATE	3/18/2020	PART NUMBER: BCN5	REV# 4
DIMENSION ARE IN INCHES & PROVIDED PRIOR TO SURFACE TREATMENTS, UNLESS NOTED.		SIZE A EST WEIGHT: 4733 lbmass	SHEET 3 of 57

# BCN5 - 36" DUAL BELT CONVEYOR



Parts List		
ITEM	QTY	DESCRIPTION
1	1	36" BELT W/ NO PUSHERS
2	1	36" BELT W/ T1" & T2" PUSHERS
3	1	DRIVE SECTION
4	7	FIBERGLASS GRATING
5	8	GLIDE PLATE #3/16" x 18" x 43 1/2"
6	4	GLIDE PLATE #3/16" x 18" x 60"
7	4	GUIDE RAIL STRIP #14Ga. x 3" x 1" x 24" LG.
8	12	GUIDE RAIL STRIP #14Ga. x 3" x 1" x 60"
9	2	MIDDLE SECTION
10	4	RETURN BELT GUIDE
11	1	TAKE-UP SECTION

**NOTE: BELTS NOT SHOWN**



AVW EQUIPMENT CO., INC.  
105 S. 9TH AVENUE  
MAYWOOD, IL 60153  
Tel: 708-343-7738 Fax: 708-343-9065  
WWW.AVWEQUIPMENT.COM

## - COMPANY PROPRIETARY NOTE -

THIS DRAWING AND ITS DESIGNS ARE PROPERTY OF AVW EQUIPMENT CO. & IT IS NOT TO BE USED OR REPRODUCED WITHOUT THE PERMISSION FROM AVW CO.

DRAWN BY

Jose

CUSTOMER: AVW EQUIPMENT CO.

CHECKED BY

PROJECT: BCN5 - 36" DUAL BELT CONVEYOR

QTY

DESCRIPTION: 36" DUAL BELT CONVEYOR

RELEASE DATE

3/18/2020

PART NUMBER: BCN5

REV# 4

DIMENSION ARE IN INCHES & PROVIDED PRIOR TO SURFACE TREATMENTS, UNLESS NOTED.

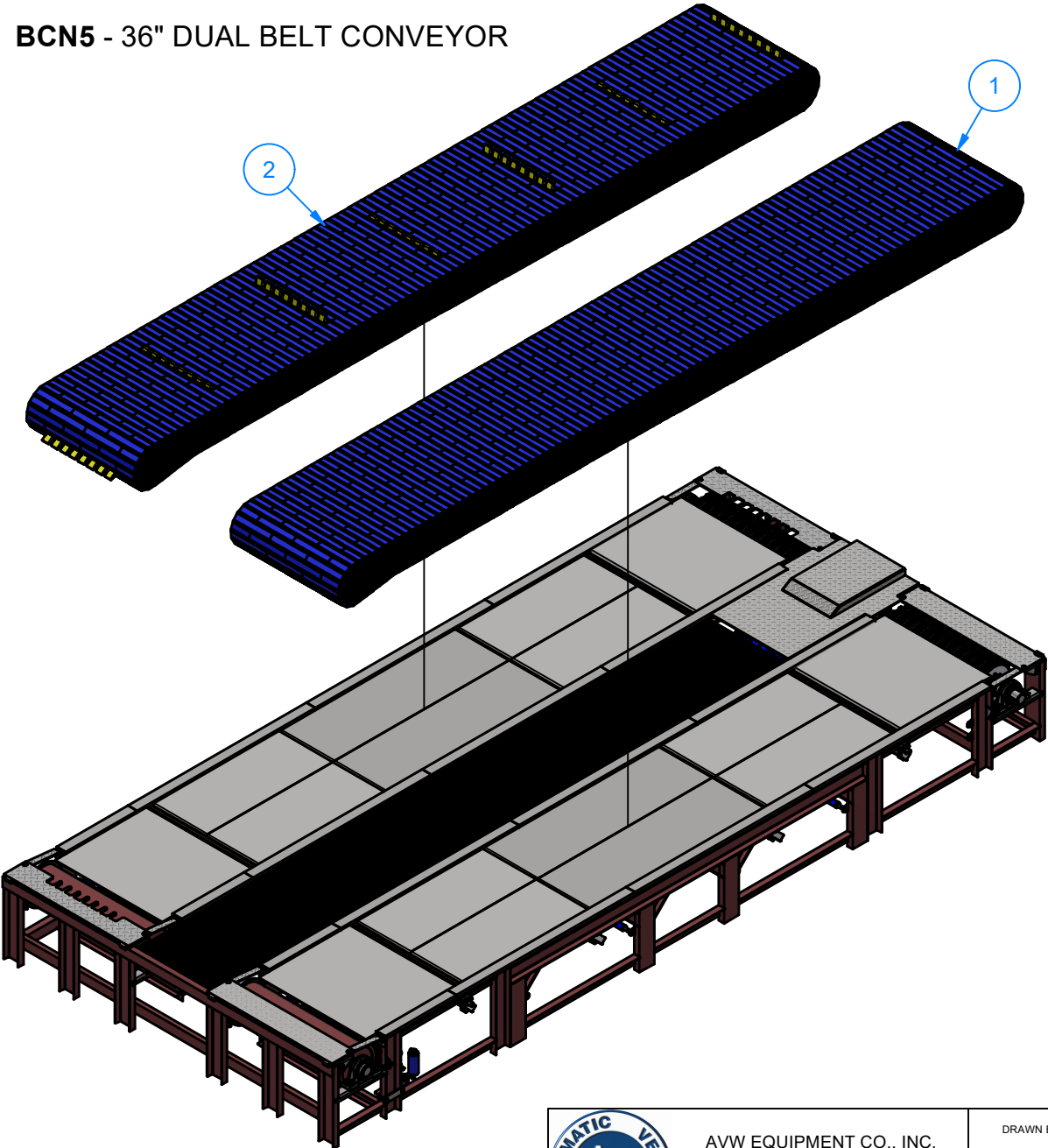
SIZE A

EST WEIGHT: 4733 lbmass

SHEET 4 of 57



BCN5 - 36" DUAL BELT CONVEYOR



Parts List		
ITEM	QTY	DESCRIPTION
1	1	36" BELT W/ NO PUSHERS
2	1	36" BELT W/ T1" & T2" PUSHERS

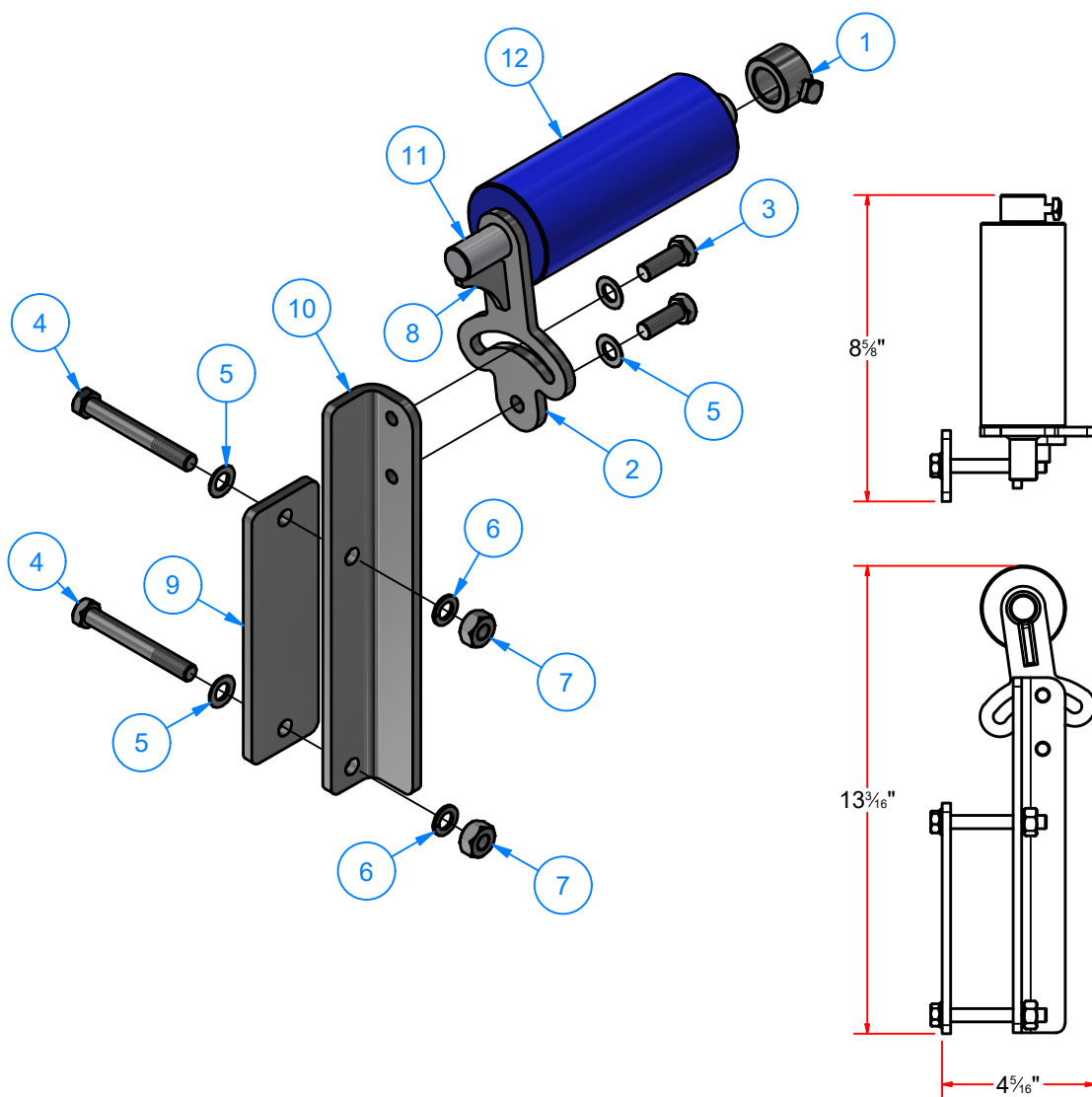


AVW EQUIPMENT CO., INC.  
105 S. 9TH AVENUE  
MAYWOOD, IL 60153  
Tel: 708-343-7738 Fax: 708-343-9065  
WWW.AVWEQUIPMENT.COM

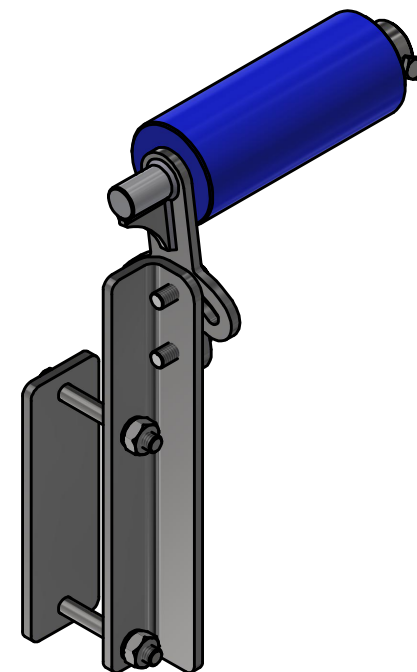
- COMPANY PROPRIETARY NOTE -  
THIS DRAWING AND ITS DESIGNS ARE PROPERTY OF AVW EQUIPMENT CO. &  
IT IS NOT TO BE USED OR REPRODUCED WITHOUT THE PERMISSION FROM AVW CO.

DRAWN BY	Jose	CUSTOMER: AVW EQUIPMENT CO.	
CHECKED BY		PROJECT: BCN5 - 36" DUAL BELT CONVEYOR	
QTY		DESCRIPTION: 36" DUAL BELT CONVEYOR	
RELEASE DATE	3/18/2020	PART NUMBER: BCN5	REV# 4
DIMENSION ARE IN INCHES & PROVIDED PRIOR TO SURFACE TREATMENTS, UNLESS NOTED.		SIZE A EST WEIGHT: 4733 lbmass	SHEET 5 of 57

# BCN1-RBG-0121 - RETURN BELT GUIDE



Parts List		
ITEM	QTY	DESCRIPTION
1	1	3/4" Collar
2	1	3/4" OD Shaft Holder
3	2	3/8" - 16 x 1" UNC HEX SCREW
4	2	3/8" - 16 x 3" UNC Hex Bolt
5	4	3/8" N Flat Washer
6	2	3/8" Split Lock Washer
7	2	3/8"-16 18-8ss Heavy Hex Nut
8	1	Gusset #3/16" x 1 1/4" x 1 1/4"
9	1	Plate#1/4" x 2" x 6 1/2" LG.
10	1	Plate #1/4" x 10" x 2.5"
11	1	SS Shaft 3/4" D x 8" LG
12	1	UHMW Roller O.D 2 3/8" x I.D. 13/16" x 5 3/4" LG



AVW EQUIPMENT CO., INC.  
105 S. 9TH AVENUE  
MAYWOOD, IL 60153  
Tel: 708-343-7738 Fax: 708-343-9065  
WWW.AVWEQUIPMENT.COM

## - COMPANY PROPRIETARY NOTE -

THIS DRAWING AND ITS DESIGNS ARE PROPERTY OF AVW EQUIPMENT CO. & IT IS NOT TO BE USED OR REPRODUCED WITHOUT THE PERMISSION FROM AVW CO.

DRAWN BY

Jose

CUSTOMER: AVW EQUIPMENT CO.

CHECKED BY

PROJECT: BCN5 - 36" DUAL BELT CONVEYOR

QTY

DESCRIPTION: RETURN BELT GUIDE

RELEASE DATE

3/18/2020

PART NUMBER: BCN1-RBG-0121

REV# 4

DIMENSION ARE IN INCHES & PROVIDED PRIOR TO SURFACE TREATMENTS, UNLESS NOTED.

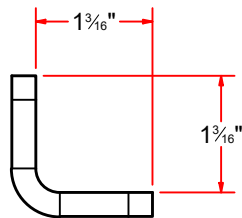
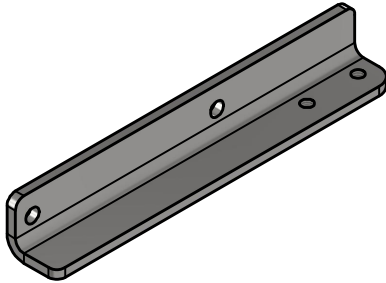
SIZE  
A

EST WEIGHT: 5 lbmass

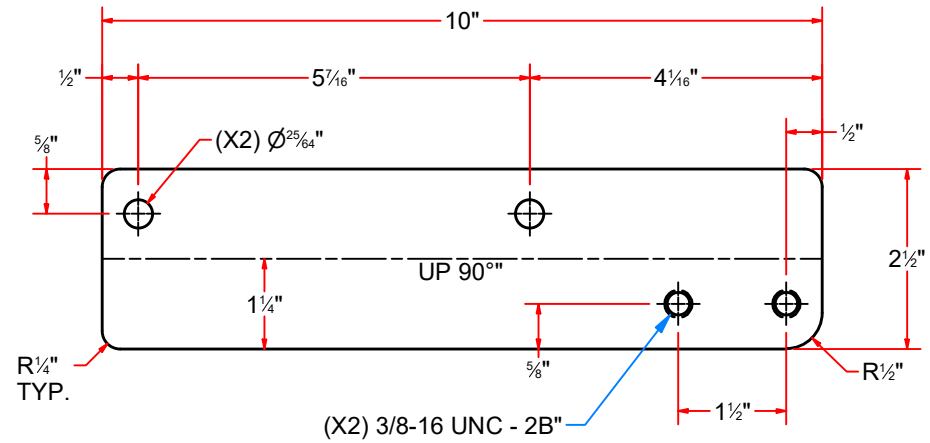
SHEET 6 of 57

PATH:L:\Designs\Product Lines\Conveyors\DBC - Dual Belt Conveyor\Parts\DBC RBG0413 - 0413 Return Belt Guide\DBC RBG0413 - 0413 Return Belt Guide.iam

# RETURN BELT GUIDE - Parts



FORMED



FLAT PATTERN



AVW EQUIPMENT CO., INC.  
105 S. 9TH AVENUE  
MAYWOOD, IL 60153  
Tel: 708-343-7738 Fax: 708-343-9065  
WWW.AVWEQUIPMENT.COM

## - COMPANY PROPRIETARY NOTE -

THIS DRAWING AND ITS DESIGNS ARE PROPERTY OF AVW EQUIPMENT CO. & IT IS NOT TO BE USED OR REPRODUCED WITHOUT THE PERMISSION FROM AVW CO.

DRAWN BY

Jose

CUSTOMER: AVW EQUIPMENT CO.

CHECKED BY

PROJECT: BCN5 - 36" DUAL BELT CONVEYOR

QTY

DESCRIPTION: Plate #1/4" x 10" x 2.5"

RELEASE DATE

3/18/2020

PART NUMBER: BCN1-RBG-0121C

REV# 4

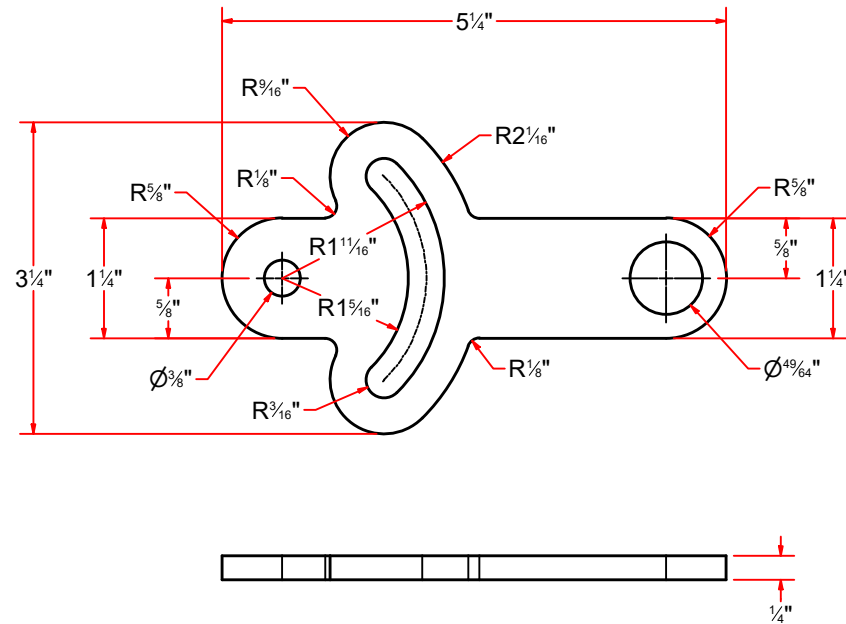

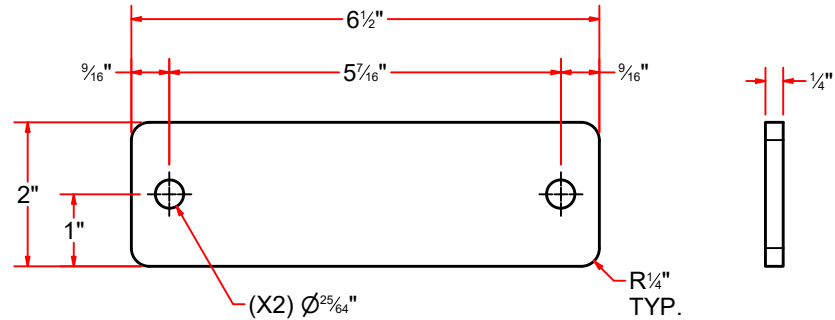
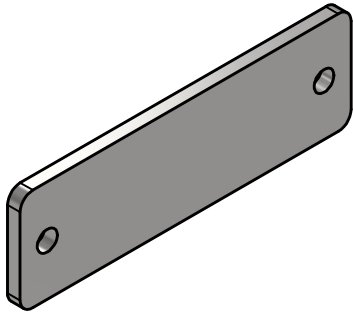
DIMENSION ARE IN INCHES & PROVIDED PRIOR TO SURFACE TREATMENTS, UNLESS NOTED.

SIZE A

EST WEIGHT:

SHEET 7 of 57

# RETURN BELT GUIDE - Parts



AVW EQUIPMENT CO., INC.  
105 S. 9TH AVENUE  
MAYWOOD, IL 60153  
Tel: 708-343-7738 Fax: 708-343-9065  
WWW.AVWEQUIPMENT.COM

## - COMPANY PROPRIETARY NOTE -

THIS DRAWING AND ITS DESIGNS ARE PROPERTY OF AVW EQUIPMENT CO. & IT IS NOT TO BE USED OR REPRODUCED WITHOUT THE PERMISSION FROM AVW CO.

DRAWN BY

Jose

CUSTOMER: AVW EQUIPMENT CO.

CHECKED BY

PROJECT: BCN5 - 36" DUAL BELT CONVEYOR

QTY

DESCRIPTION: Plate#1/4" x 2" x 6 1/2" LG.

RELEASE DATE

3/18/2020

PART NUMBER: BCN1-RBG-0121B

REV# 4

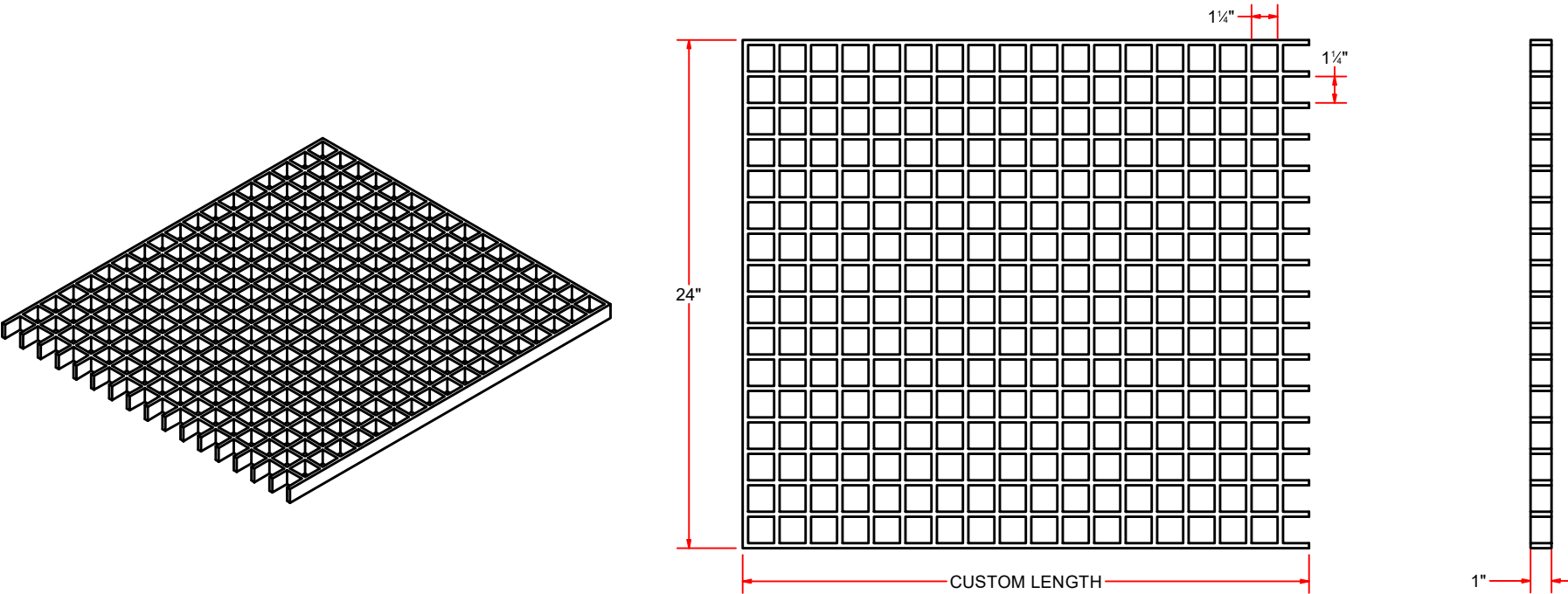
DIMENSION ARE IN INCHES & PROVIDED PRIOR TO SURFACE TREATMENTS, UNLESS NOTED.

SIZE  
A

EST WEIGHT:

SHEET 8 of 57

# FIBERGLASS GRATING



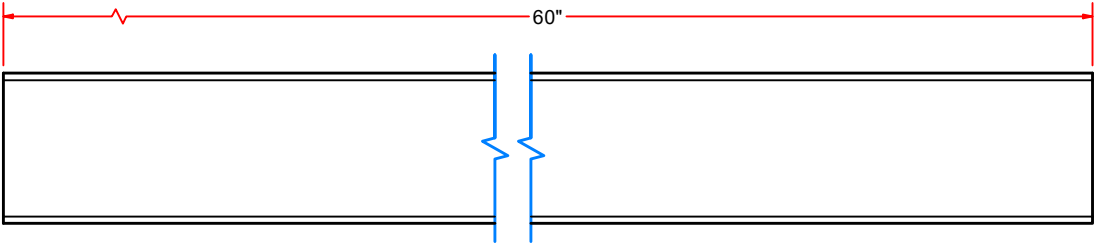
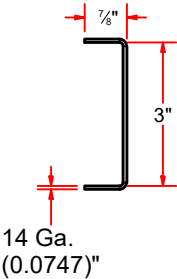

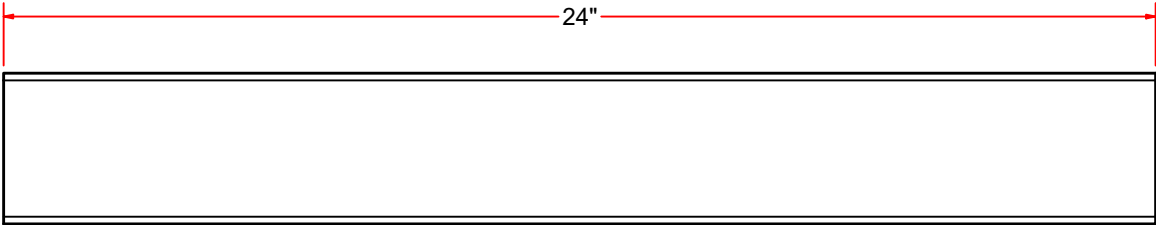
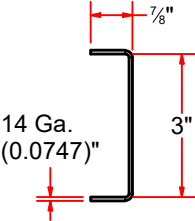
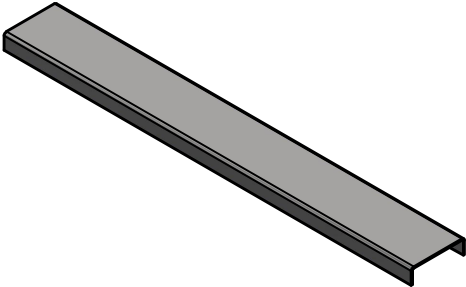
AVW EQUIPMENT CO., INC.  
105 S. 9TH AVENUE  
MAYWOOD, IL 60153  
Tel: 708-343-7738 Fax: 708-343-9065  
WWW.AVWEQUIPMENT.COM

**- COMPANY PROPRIETARY NOTE -**  
THIS DRAWING AND ITS DESIGNS ARE PROPERTY OF AVW EQUIPMENT CO. &  
IT IS NOT TO BE USED OR REPRODUCED WITHOUT THE PERMISSION FROM AVW CO.

DRAWN BY	Jose	CUSTOMER: AVW EQUIPMENT CO.	
CHECKED BY		PROJECT: BCN5 - 36" DUAL BELT CONVEYOR	
QTY		DESCRIPTION: Fiberglass Grating #1" x 27" x 24 1/4"	
RELEASE DATE	3/18/2020	PART NUMBER: BCN3 - Fiberglass Grating	REV# 4
DIMENSION ARE IN INCHES & PROVIDED PRIOR TO SURFACE TREATMENTS, UNLESS NOTED.		SIZE A	EST WEIGHT: SHEET 9 of 57



GUARD RAIL STRIPS

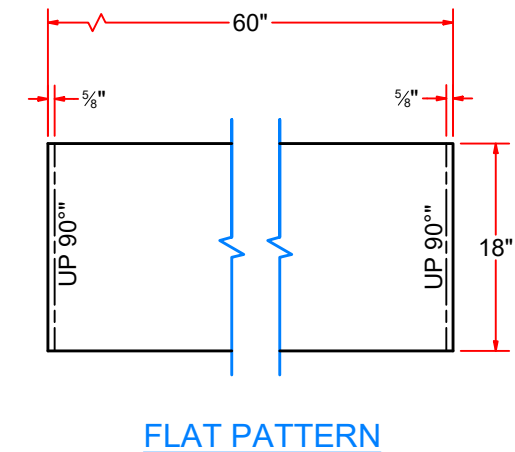
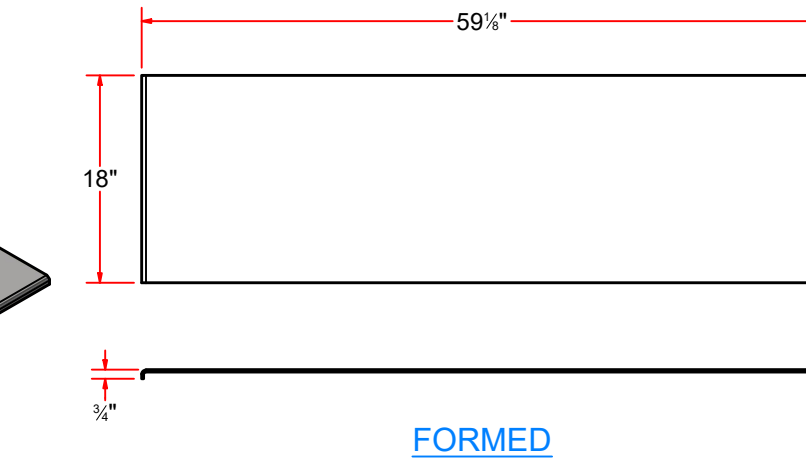
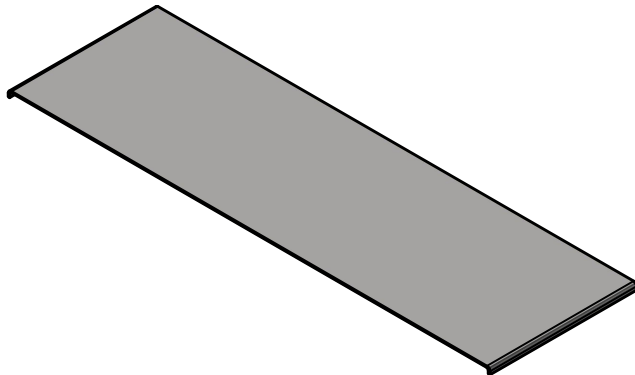
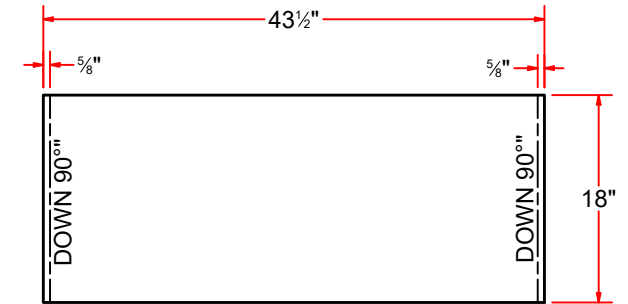

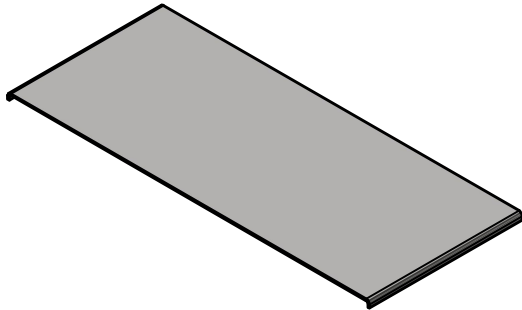


AVW EQUIPMENT CO., INC.  
105 S. 9TH AVENUE  
MAYWOOD, IL 60153  
Tel: 708-343-7738 Fax: 708-343-9065  
WWW.AVWEQUIPMENT.COM

- COMPANY PROPRIETARY NOTE -  
THIS DRAWING AND ITS DESIGNS ARE PROPERTY OF AVW EQUIPMENT CO. &  
IT IS NOT TO BE USED OR REPRODUCED WITHOUT THE PERMISSION FROM AVW CO.

DRAWN BY	Jose	CUSTOMER: AVW EQUIPMENT CO.	
CHECKED BY		PROJECT: BCN5 - 36" DUAL BELT CONVEYOR	
QTY		DESCRIPTION: GUIDE RAIL STRIP #14Ga. x 3" x 1" x 60"	
RELEASE DATE	3/18/2020	PART NUMBER: BCN31-300	REV# 4
DIMENSION ARE IN INCHES & PROVIDED PRIOR TO SURFACE TREATMENTS, UNLESS NOTED.		SIZE A	EST WEIGHT: SHEET 10 of 57

# GLIDE PLATES



AVW EQUIPMENT CO., INC.  
105 S. 9TH AVENUE  
MAYWOOD, IL 60153  
Tel: 708-343-7738 Fax: 708-343-9065  
WWW.AVWEQUIPMENT.COM

## - COMPANY PROPRIETARY NOTE -

THIS DRAWING AND ITS DESIGNS ARE PROPERTY OF AVW EQUIPMENT CO. & IT IS NOT TO BE USED OR REPRODUCED WITHOUT THE PERMISSION FROM AVW CO.

DRAWN BY

Jose

CUSTOMER: AVW EQUIPMENT CO.

CHECKED BY

PROJECT: BCN5 - 36" DUAL BELT CONVEYOR

QTY

DESCRIPTION: GLIDE PLATE #3/16" x 18" x 43 1/2"

RELEASE DATE

3/18/2020

PART NUMBER: BCN5GP316x18x43.5

REV# 4

DIMENSION ARE IN INCHES & PROVIDED PRIOR TO SURFACE TREATMENTS, UNLESS NOTED.

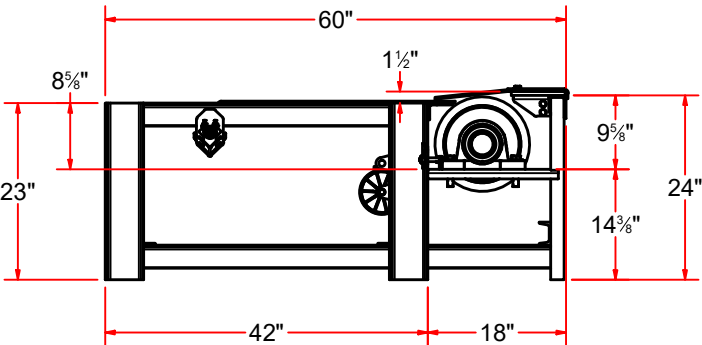
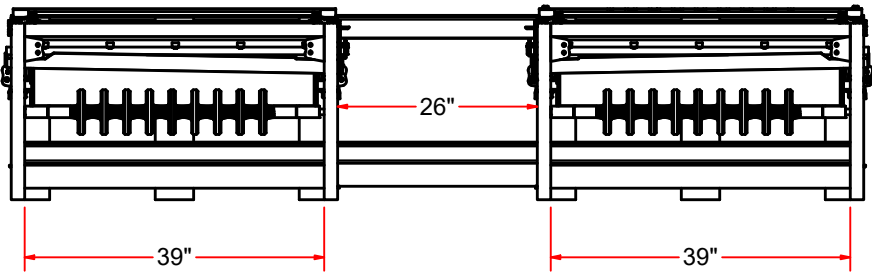
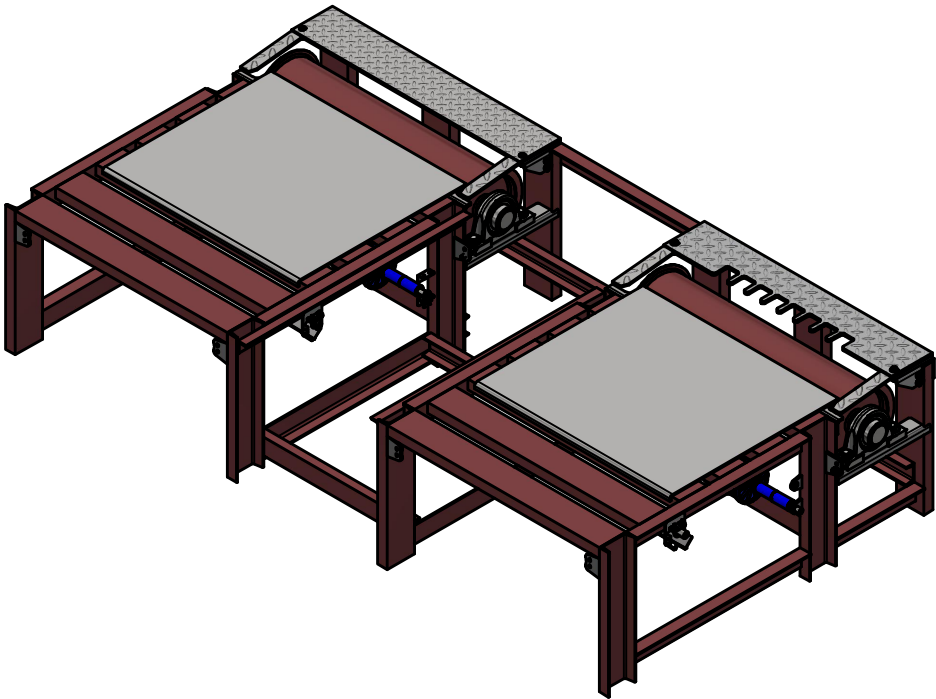
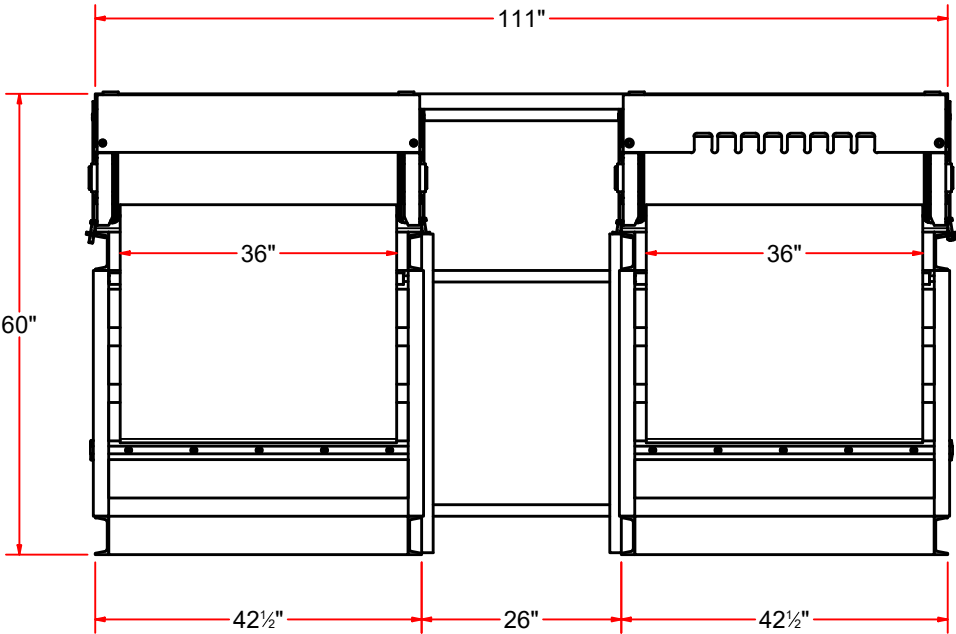
SIZE A

EST WEIGHT:

SHEET 11 of 57

PATH:L:\Designs\Product Lines\Conveyors\BCN5 - 36" Belt\Parts\BCN5 - Guide Plates\BCN5-Drive Glide Plate 41-3\_4in.ipt

BCN5A - TAKE-UP SECTION

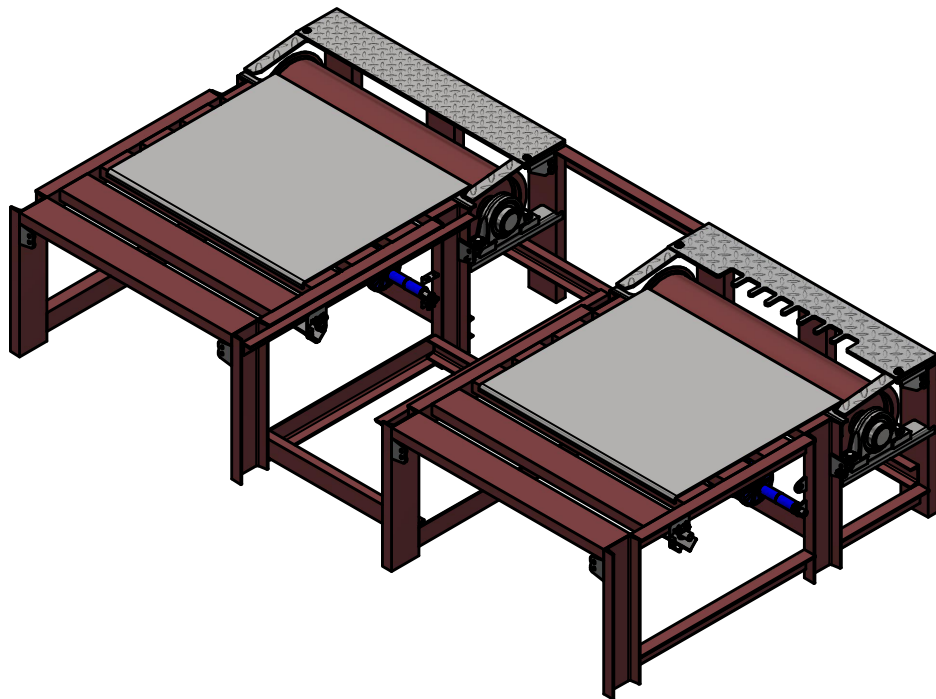


AVW EQUIPMENT CO., INC.  
105 S. 9TH AVENUE  
MAYWOOD, IL 60153  
Tel: 708-343-7738 Fax: 708-343-9065  
WWW.AVWEQUIPMENT.COM

- COMPANY PROPRIETARY NOTE -  
THIS DRAWING AND ITS DESIGNS ARE PROPERTY OF AVW EQUIPMENT CO. &  
IT IS NOT TO BE USED OR REPRODUCED WITHOUT THE PERMISSION FROM AVW CO.

DRAWN BY	Jose	CUSTOMER: AVW EQUIPMENT CO.	
CHECKED BY		PROJECT: BCN5 - 36" DUAL BELT CONVEYOR	
QTY		DESCRIPTION: TAKE-UP SECTION	
RELEASE DATE	3/18/2020	PART NUMBER: BCN5A	REV# 4
DIMENSION ARE IN INCHES & PROVIDED PRIOR TO SURFACE TREATMENTS, UNLESS NOTED.		SIZE A	EST WEIGHT: 907 lbmass
			SHEET 12 of 57

# BCN5 - TAKE-UP SECTION



Parts List		
ITEM	QTY	DESCRIPTION
1	4	1/2"-13 UNC x 2 1/2" LG. HEX SCREW
2	2	1/2-13 Hex Nut
3	8	1/4" FLAT WASHER
4	16	1/4"-20 Hex Nut
5	16	3/4" FLAT WASHER
6	8	3/4" SPLIT LOCK WASHER
7	8	3/4"-10 HEX NUT
8	8	3/4"-10 UNC x 3 1/2" LG. HEX SCREW
9	2	3/8" - 16 x 1" UNC HEX SCREW
10	6	3/8" FLAT WASHER
11	4	3/8"-16 18-8ss Heavy Hex Nut
12	2	3/8"-16 UNC x 1" LG. FLAT HEAD CAP SCREW
13	2	44" MANIFOLD ASSEMBLY
14	2	DRAIN TROUGH
15	4	PILLOW BLOCK 2 15/16"
16	4	Round U Bolt D 1/4" x 1" x 2" L
17	2	Round U-Bolt D 1/4" x 3/4" x 2 1/4" L
18	2	SUPPORT ROLLER
19	2	TAKE-UP DRUM
20	1	TAKE-UP SECTION_WELDMENT
21	1	TRANSFER PLATE F/ TAKE-UP (DRIVER SIDE)
22	1	TRANSFER PLATE F/ TAKE-UP SECTION (PASSENGER SIDE)



AVW EQUIPMENT CO., INC.  
105 S. 9TH AVENUE  
MAYWOOD, IL 60153  
Tel: 708-343-7738 Fax: 708-343-9065  
WWW.AVWEQUIPMENT.COM

## - COMPANY PROPRIETARY NOTE -

THIS DRAWING AND ITS DESIGNS ARE PROPERTY OF AVW EQUIPMENT CO. & IT IS NOT TO BE USED OR REPRODUCED WITHOUT THE PERMISSION FROM AVW CO.

DRAWN BY	Jose	CUSTOMER: AVW EQUIPMENT CO.	
CHECKED BY		PROJECT: BCN5 - 36" DUAL BELT CONVEYOR	
QTY		DESCRIPTION: TAKE-UP SECTION	
RELEASE DATE	3/18/2020	PART NUMBER: BCN5A	REV# 4
DIMENSION ARE IN INCHES & PROVIDED PRIOR TO SURFACE TREATMENTS, UNLESS NOTED.		SIZE A	EST WEIGHT: 907 lbmass
			SHEET 13 of 57

PATH:L:\Designs\Product Lines\Conveyors\BCN5 - 36" Belt\BCN5 - Take-Up Section\BCN5 - Take-Up Assembly with Parts.iam

# BCN5A - TAKE-UP SECTION

The diagram illustrates the BCN5A Take-Up Section, showing the main assembly and three detailed views (A, B, and C).

**Main Assembly:** The main assembly consists of a frame supporting two horizontal rollers (19) and a motor (14) mounted on the side. The motor is connected to a drive shaft (17) and a pulley (15). The pulley is connected to a cable (8) that runs over a series of pulleys (15) and is attached to a take-up roller (20). The take-up roller is mounted on a frame (20) and is connected to a motor (14) via a drive shaft (17) and a pulley (15). The motor is connected to a drive shaft (17) and a pulley (15). The pulley is connected to a cable (8) that runs over a series of pulleys (15) and is attached to a take-up roller (20).

**DETAIL A:** This detail shows the connection between the motor (14) and the drive shaft (17). The motor is mounted on a frame (13) and is connected to the drive shaft (17) via a pulley (15) and a cable (8). The drive shaft (17) is connected to a pulley (15) and a cable (8).

**DETAIL B:** This detail shows the connection between the motor (14) and the drive shaft (17). The motor is mounted on a frame (13) and is connected to the drive shaft (17) via a pulley (15) and a cable (8). The drive shaft (17) is connected to a pulley (15) and a cable (8).

**DETAIL C:** This detail shows the connection between the motor (14) and the drive shaft (17). The motor is mounted on a frame (13) and is connected to the drive shaft (17) via a pulley (15) and a cable (8). The drive shaft (17) is connected to a pulley (15) and a cable (8).



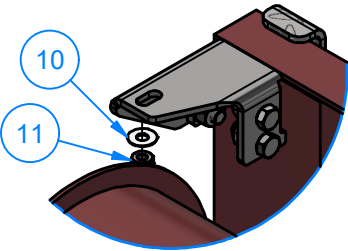
**- COMPANY PROPRIETARY NOTE -**  
THIS DRAWING AND ITS DESIGNS ARE PROPERTY OF AVW EQUIPMENT CO. &  
IT IS NOT TO BE USED OR REPRODUCED WITHOUT THE PERMISSION FROM AVW CO.

DRAWN BY	Jose	CUSTOMER: AVW EQUIPMENT CO.		
CHECKED BY		PROJECT: BCN5 - 36" DUAL BELT CONVEYOR		
QTY		DESCRIPTION: TAKE-UP SECTION		
RELEASE DATE	3/18/2020	PART NUMBER: BCN5A		REV# 4
DIMENSION ARE IN INCHES & PROVIDED PRIOR TO SURFACE TREATMENTS, UNLESS NOTED.		SIZE A	EST WEIGHT: 907 lbmass	SHEET 14 of 57

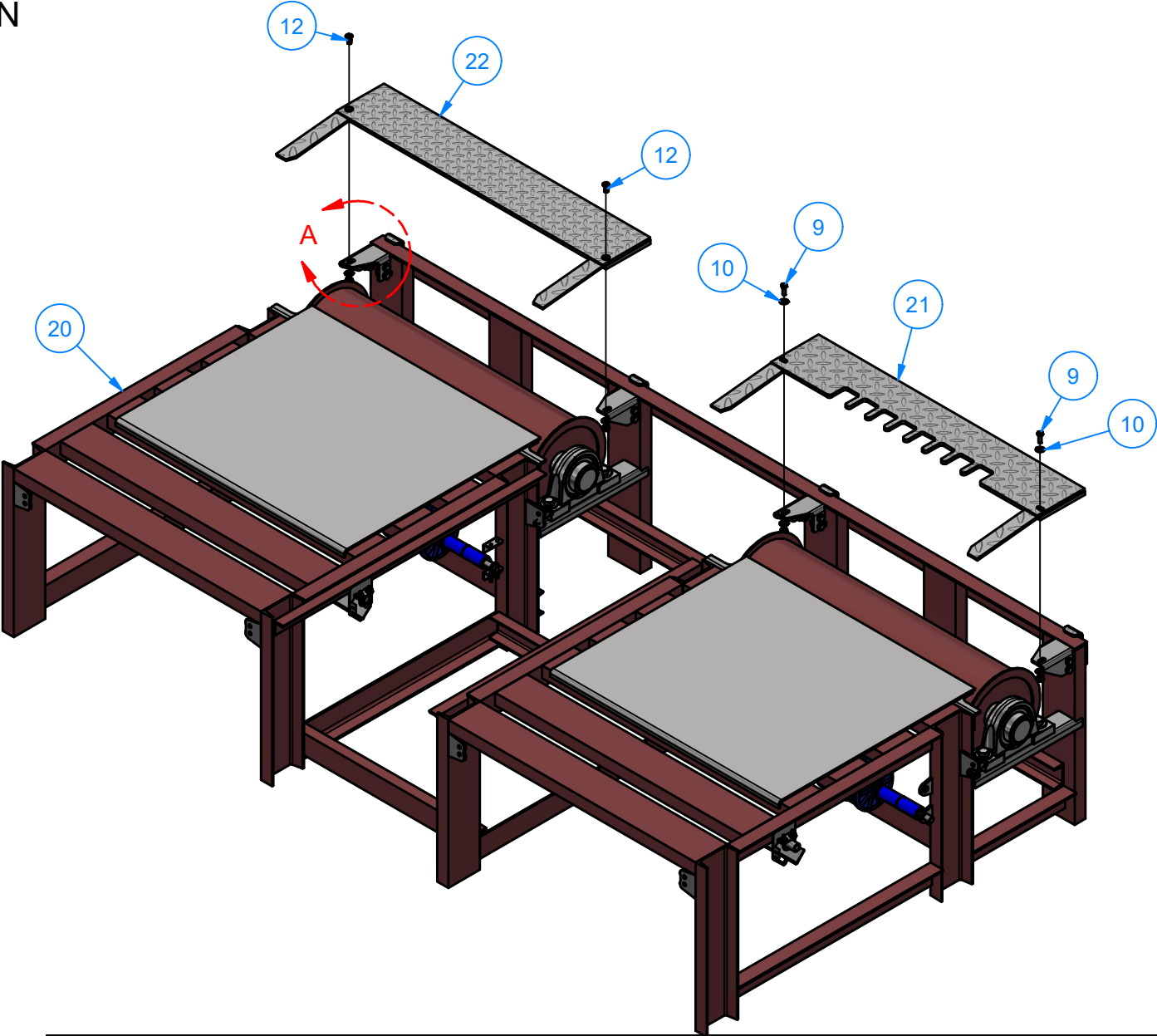
PATH:L:\Designs\Product Lines\Conveyors\BCN5 - 36" Belt\BCN5 - Take-Up Section\BCN5 - Take-Up Assembly with Parts.iam



BCN5A - TAKE-UP SECTION



DETAIL A  
(4 PLCS.)

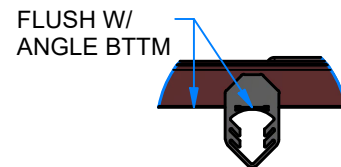
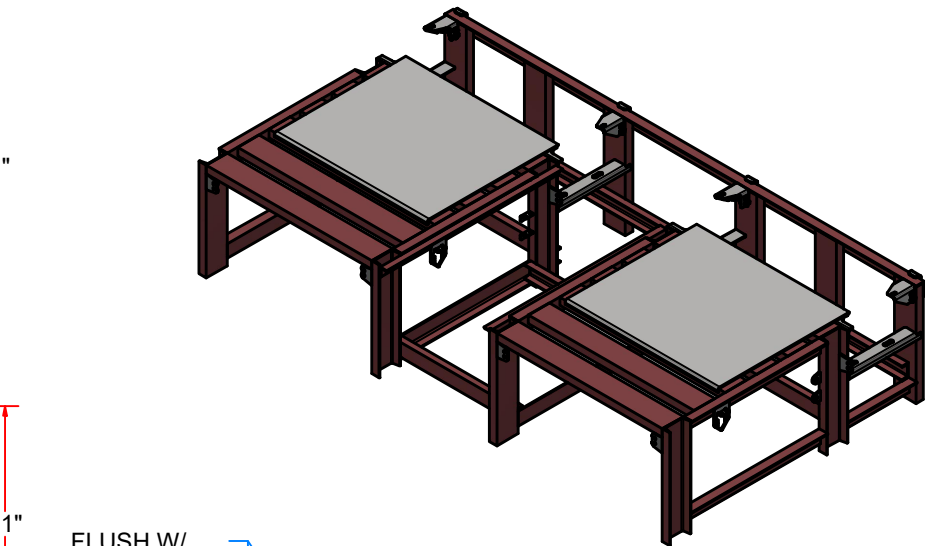
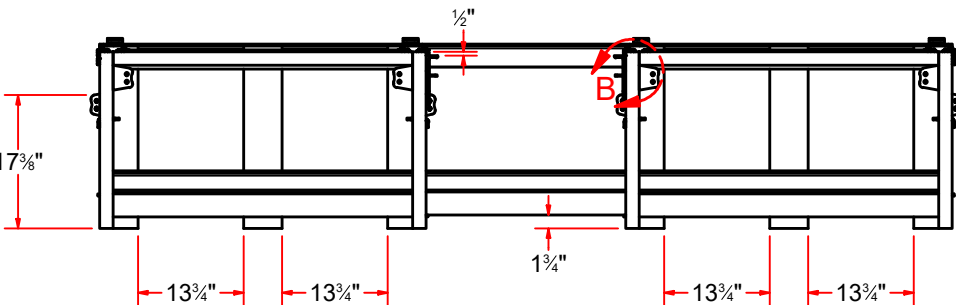
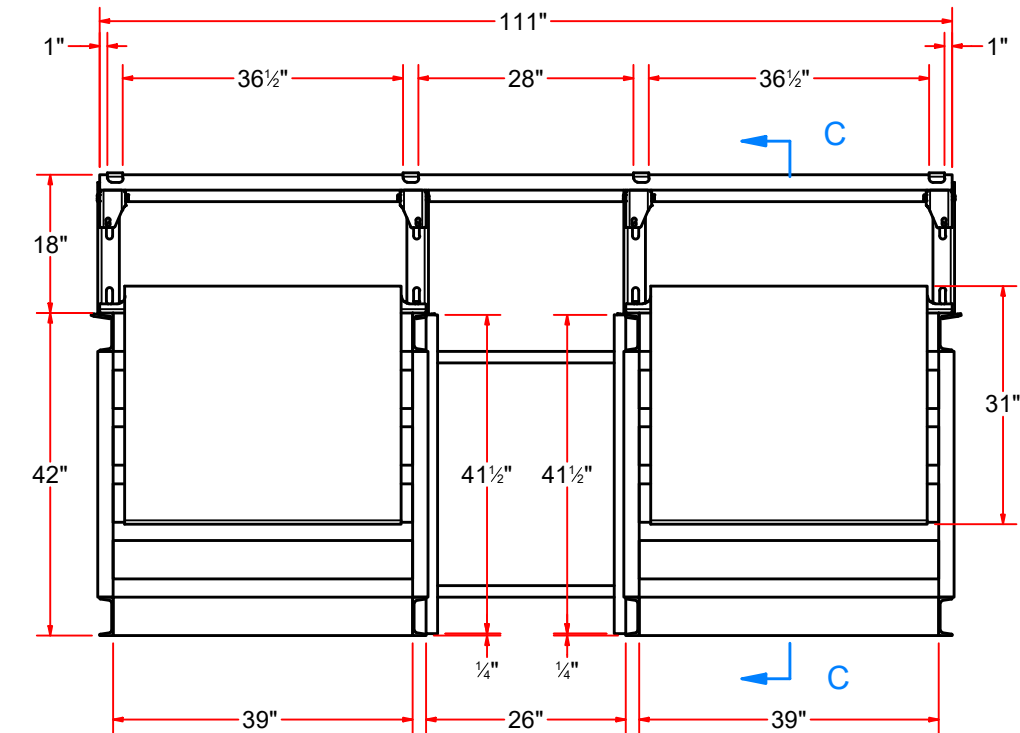


AVW EQUIPMENT CO., INC.  
105 S. 9TH AVENUE  
MAYWOOD, IL 60153  
Tel: 708-343-7738 Fax: 708-343-9065  
WWW.AVWEQUIPMENT.COM

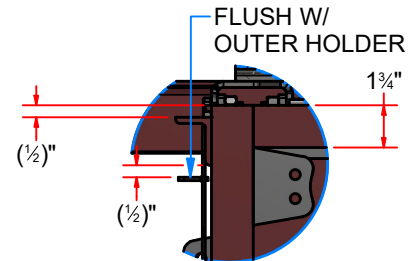
- COMPANY PROPRIETARY NOTE -  
THIS DRAWING AND ITS DESIGNS ARE PROPERTY OF AVW EQUIPMENT CO. &  
IT IS NOT TO BE USED OR REPRODUCED WITHOUT THE PERMISSION FROM AVW CO.

DRAWN BY	Jose	CUSTOMER: AVW EQUIPMENT CO.	
CHECKED BY		PROJECT: BCN5 - 36" DUAL BELT CONVEYOR	
QTY		DESCRIPTION: TAKE-UP SECTION	
RELEASE DATE	3/18/2020	PART NUMBER: BCN5A	REV# 4
DIMENSION ARE IN INCHES & PROVIDED PRIOR TO SURFACE TREATMENTS, UNLESS NOTED.		SIZE A	EST WEIGHT: 907 lbmass
			SHEET 15 of 57

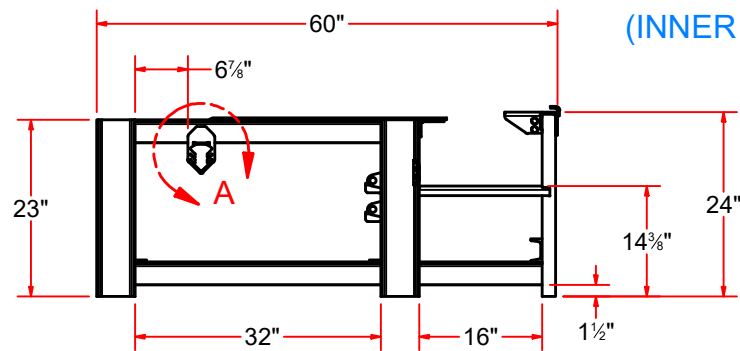
BCN5AA - TAKE-UP SECTION\_WELDMNT



DETAIL A  
(OUTER HOLDERS)



DETAIL B  
(INNER HOLDER)



AVW EQUIPMENT CO., INC.  
105 S. 9TH AVENUE  
MAYWOOD, IL 60153  
Tel: 708-343-7738 Fax: 708-343-9065  
WWW.AVWEQUIPMENT.COM

- COMPANY PROPRIETARY NOTE -

THIS DRAWING AND ITS DESIGNS ARE PROPERTY OF AVW EQUIPMENT CO. & IT IS NOT TO BE USED OR REPRODUCED WITHOUT THE PERMISSION FROM AVW CO.

DRAWN BY

Jose

CUSTOMER: AVW EQUIPMENT CO.

CHECKED BY

PROJECT: BCN5 - 36" DUAL BELT CONVEYOR

QTY

DESCRIPTION: TAKE-UP SECTION\_WELDMNT

RELEASE DATE

3/18/2020

PART NUMBER: BCN5AA

REV# 4

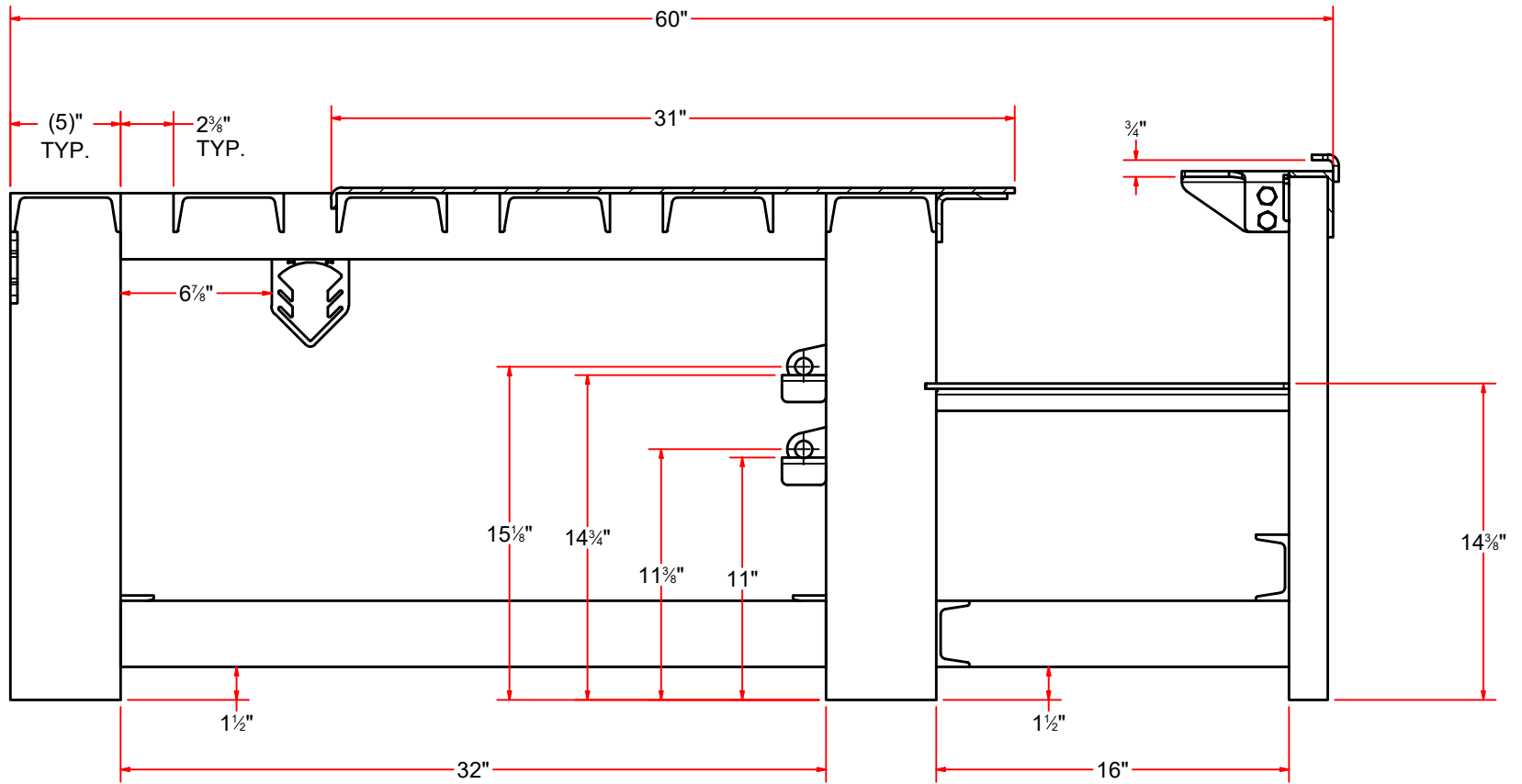
DIMENSION ARE IN INCHES & PROVIDED PRIOR TO SURFACE TREATMENTS, UNLESS NOTED.

SIZE A

EST WEIGHT: 759 lbmass

SHEET 16 of 57

## BCN5AA - TAKE-UP SECTION\_WELDMENT



## SECTION C-C



**AVW EQUIPMENT CO., INC.**  
105 S. 9TH AVENUE  
MAYWOOD, IL 60153  
Tel: 708-343-7738 Fax: 708-343-9065  
[WWW.AVWEQUIPMENT.COM](http://WWW.AVWEQUIPMENT.COM)

- COMPANY PROPRIETARY NOTE -

THIS DRAWING AND ITS DESIGNS ARE PROPERTY OF AVW EQUIPMENT CO. &  
IT IS NOT TO BE USED OR REPRODUCED WITHOUT THE PERMISSION FROM AVW CO.

DRAWN BY

Jose

CUSTOMER: AVW EQUIPMENT CO.

CHECKED BY

PROJECT: BCN5 - 36" DUAL BELT CONVEYOR

QTY

DESCRIPTION: TAKE-UP SECTION\_WELDMENT

RELEASE  
DATE

3/18/2020

PART NUMBER: BCN5AA

REV# 4

DIMENSION ARE IN INCHES & PROVIDED PRIOR  
TO SURFACE TREATMENTS, UNLESS NOTED.

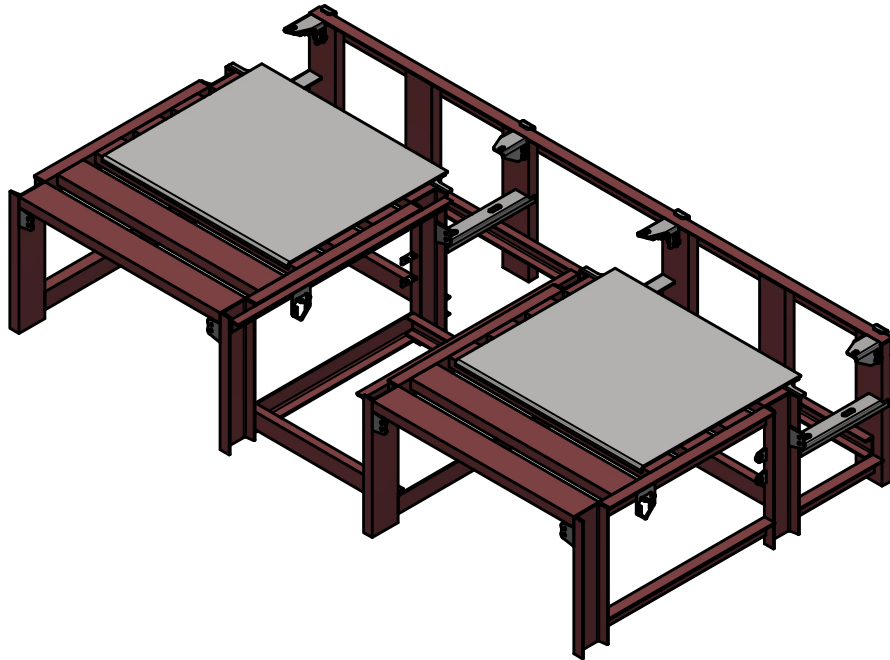
SIZE  
A

EST WEIGHT: 759 lbmass

SHEET 17 of 57

PATH:L:\Designs\Product Lines\Conveyors\BCN5 - 36" Belt\BCN5 - Take-Up Section\BCN5 - Take-Up Section.iam

## BCN5AA - TAKE-UP SECTION\_WELDMENT



ITEM	QTY	DESCRIPTION
1	16	1/2" - 13 x 1.25" UNC Hex Screw
2	16	1/2-13 Hex Nut
3	2	Angle #1/4" x 2" 1 1/2" x 41 1/2" LG.
4	2	Angle #1/4" x 2" x 3" x 16" LG.
5	8	Angle #1/4" x 2" x 3" x 32" LG.
6	2	Channel #.19 x 1 1/2" x 3" x 28 1/2" LG.
7	2	Channel #.19 x 1 1/2" x 3" x 40" LG.
8	1	Channel #.19 x 1 1/2" x 3" x 107 1/2" LG.
9	12	Channel #.19 x 1 3/4" x 5" x 39" LG.
10	6	Channel #1/4 x 1 3/4" x 5" x 23 3/4" LG.
11	8	Channel #0.190" x 1 3/4" x 5" x 23" LG.
12	4	Diamond Plate #1/4" x 2" x 2" LG.
13	4	DRAIN TROUGH HOLDER
14	2	Plate #(1/4") x 3 5/8" x 17 1/2" LG.
15	2	Plate #(1/4") x 3 5/8" x 17 1/2" LG.
16	2	Plate #1/4" x 5" x 42 1/2" LG.
17	2	Plate #1/4" x 31" x 36" LG.
18	4	Plate #5/16 x 3 1/4" x 2 1/2"
19	8	Plate #5/16" x 1 1/2" x 2 3/16" LG.
20	4	Plate #5/16" x 2 1/2" x 3 1/4" LG.
21	2	REMOVABLE TRANSFER PLATE MOUNTING BRACKET [LEFT]
22	2	REMOVABLE TRANSFER PLATE MOUNTING BRACKET [RIGHT]
23	4	SS Sheet Metal #10Ga (0.1345 in) x 2" x 2 1/4" LG.
24	4	Plate #5/16" x 1 3/4" x 2" LG.
25	1	Angle #1/4" x 2" x 3" x 111" LG.



AVW EQUIPMENT CO., INC.  
105 S. 9TH AVENUE  
MAYWOOD, IL 60153  
Tel: 708-343-7738 Fax: 708-343-9065  
WWW.AVWEQUIPMENT.COM

### - COMPANY PROPRIETARY NOTE -

THIS DRAWING AND ITS DESIGNS ARE PROPERTY OF AVW EQUIPMENT CO. & IT IS NOT TO BE USED OR REPRODUCED WITHOUT THE PERMISSION FROM AVW CO.

DRAWN BY

Jose

CUSTOMER: AVW EQUIPMENT CO.

CHECKED BY

PROJECT: BCN5 - 36" DUAL BELT CONVEYOR

QTY

DESCRIPTION: TAKE-UP SECTION\_WELDMENT

RELEASE DATE

3/18/2020

PART NUMBER: BCN5AA

REV# 4

DIMENSION ARE IN INCHES & PROVIDED PRIOR TO SURFACE TREATMENTS, UNLESS NOTED.

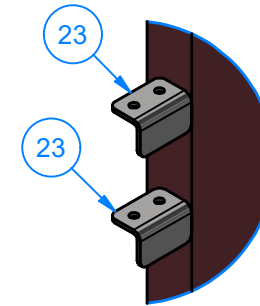
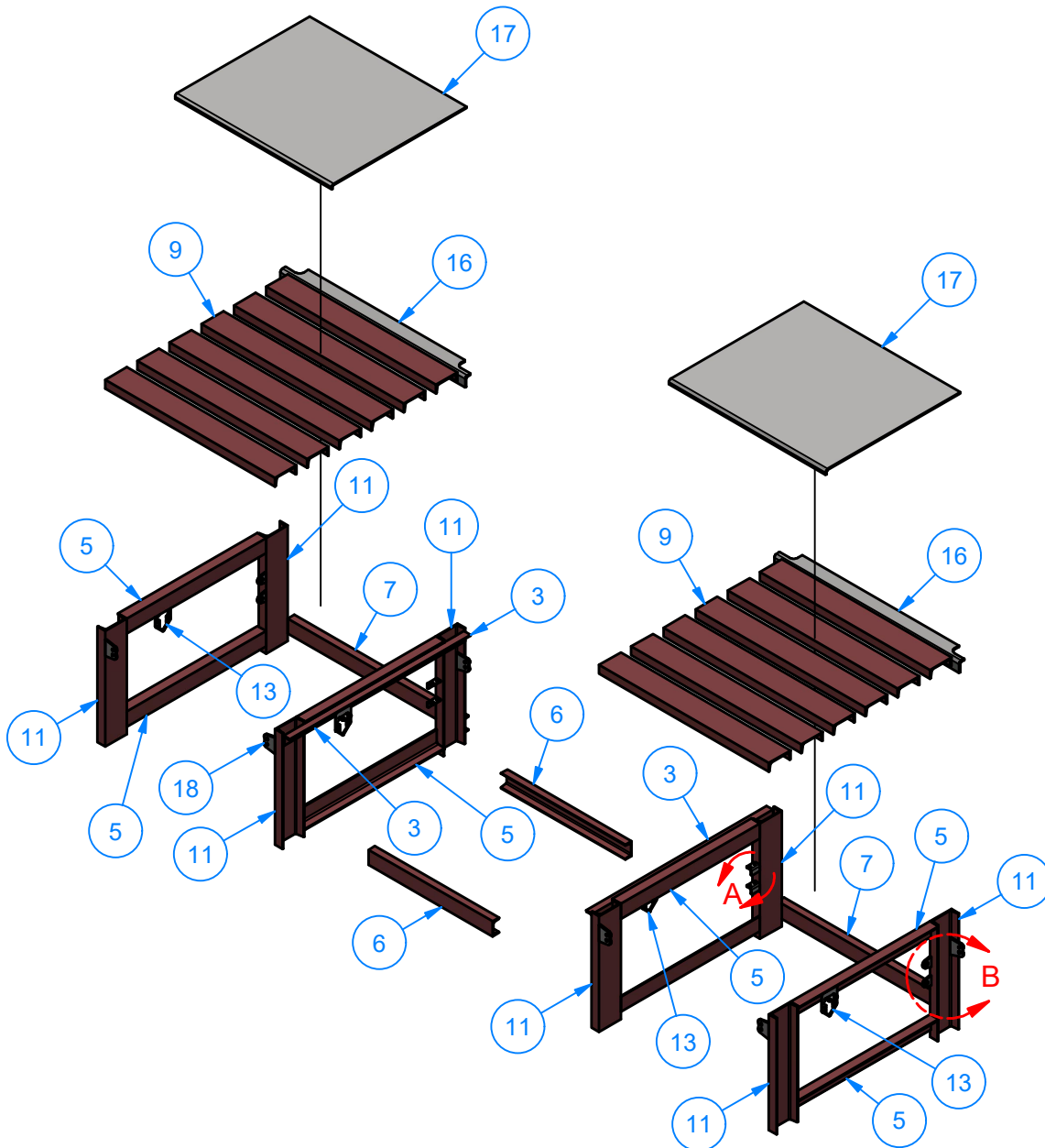
SIZE  
A

EST WEIGHT: 759 lbmass

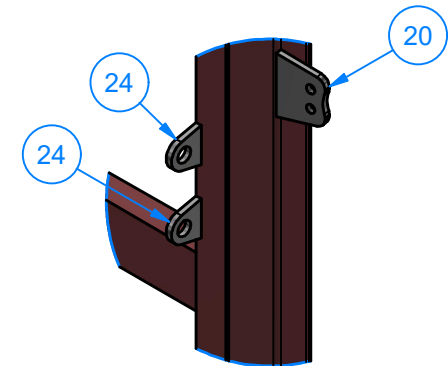
SHEET 18 of 57

PATH:L:\Designs\Product Lines\Conveyors\BCN5 - 36" Belt\BCN5 - Take-Up Section\BCN5 - Take-Up Section.iam

# BCN5AA - TAKE-UP SECTION\_WELDMENT



DETAIL A



DETAIL B



AVW EQUIPMENT CO., INC.  
105 S. 9TH AVENUE  
MAYWOOD, IL 60153  
Tel: 708-343-7738 Fax: 708-343-9065  
WWW.AVWEQUIPMENT.COM

## - COMPANY PROPRIETARY NOTE -

THIS DRAWING AND ITS DESIGNS ARE PROPERTY OF AVW EQUIPMENT CO. & IT IS NOT TO BE USED OR REPRODUCED WITHOUT THE PERMISSION FROM AVW CO.

DRAWN BY

Jose

CUSTOMER: AVW EQUIPMENT CO.

CHECKED BY

PROJECT: BCN5 - 36" DUAL BELT CONVEYOR

QTY

DESCRIPTION: TAKE-UP SECTION\_WELDMENT

RELEASE DATE

3/18/2020

PART NUMBER: BCN5AA

REV# 4

DIMENSION ARE IN INCHES & PROVIDED PRIOR TO SURFACE TREATMENTS, UNLESS NOTED.

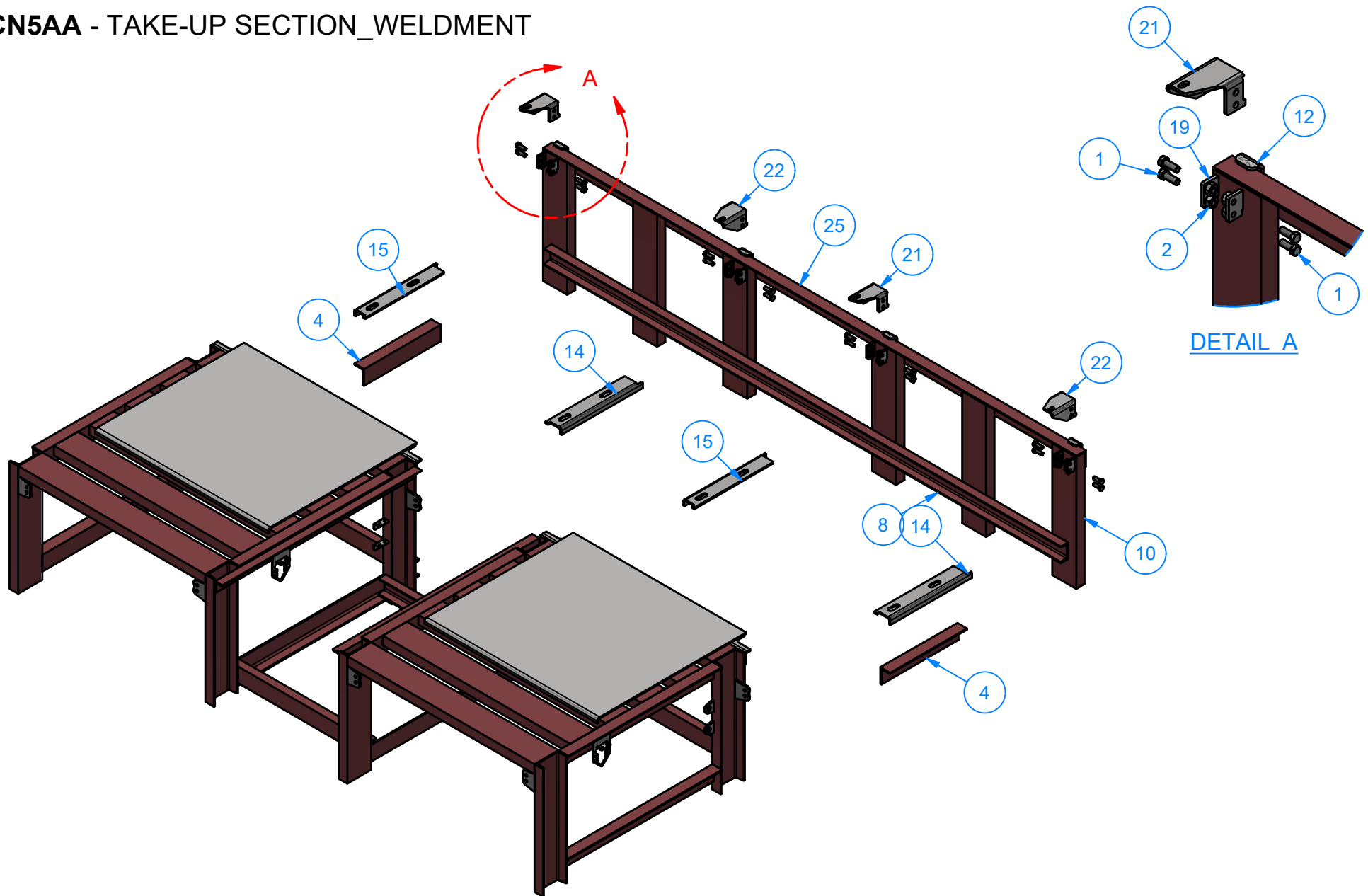
SIZE  
A

EST WEIGHT: 759 lbmass

SHEET 19 of 57



# BCN5AA - TAKE-UP SECTION\_WELDMENT



AVW EQUIPMENT CO., INC.  
105 S. 9TH AVENUE  
MAYWOOD, IL 60153  
Tel: 708-343-7738 Fax: 708-343-9065  
WWW.AVWEQUIPMENT.COM

## - COMPANY PROPRIETARY NOTE -

THIS DRAWING AND ITS DESIGNS ARE PROPERTY OF AVW EQUIPMENT CO. & IT IS NOT TO BE USED OR REPRODUCED WITHOUT THE PERMISSION FROM AVW CO.

DRAWN BY

Jose

CUSTOMER: AVW EQUIPMENT CO.

CHECKED BY

PROJECT: BCN5 - 36" DUAL BELT CONVEYOR

QTY

DESCRIPTION: TAKE-UP SECTION\_WELDMENT

RELEASE DATE

3/18/2020

PART NUMBER: BCN5AA

REV# 4

DIMENSION ARE IN INCHES & PROVIDED PRIOR TO SURFACE TREATMENTS, UNLESS NOTED.

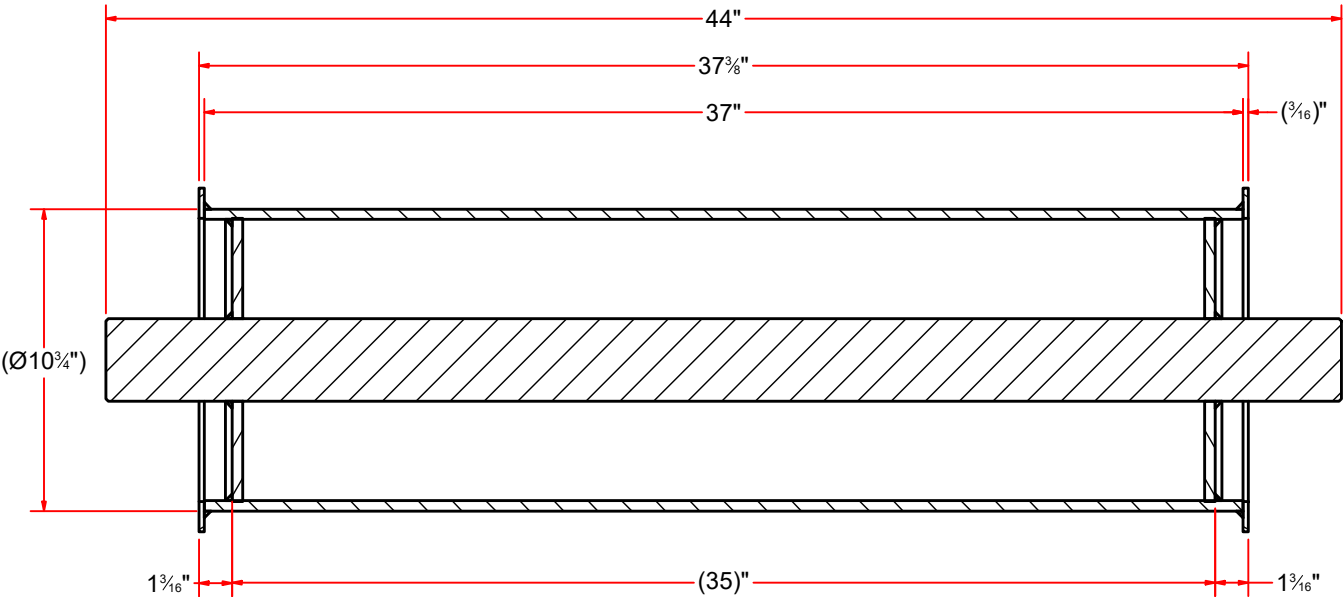
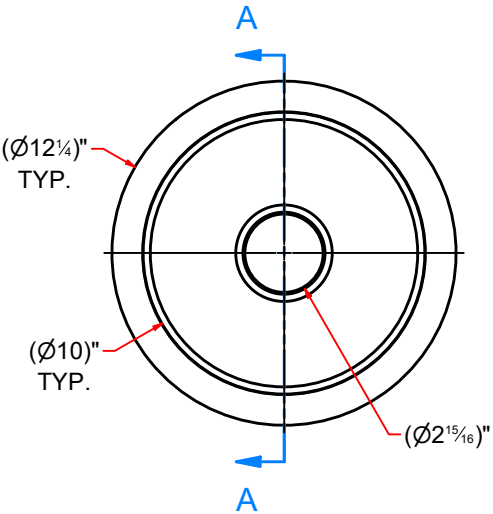

SIZE A

EST WEIGHT: 759 lbmass

SHEET 20 of 57

PATH:L:\Designs\Product Lines\Conveyors\BCN5 - 36" Belt\BCN5 - Take-Up Section\BCN5 - Take-Up Section.iam

BCN5AD - TAKE-UP DRUM



SECTION A-A

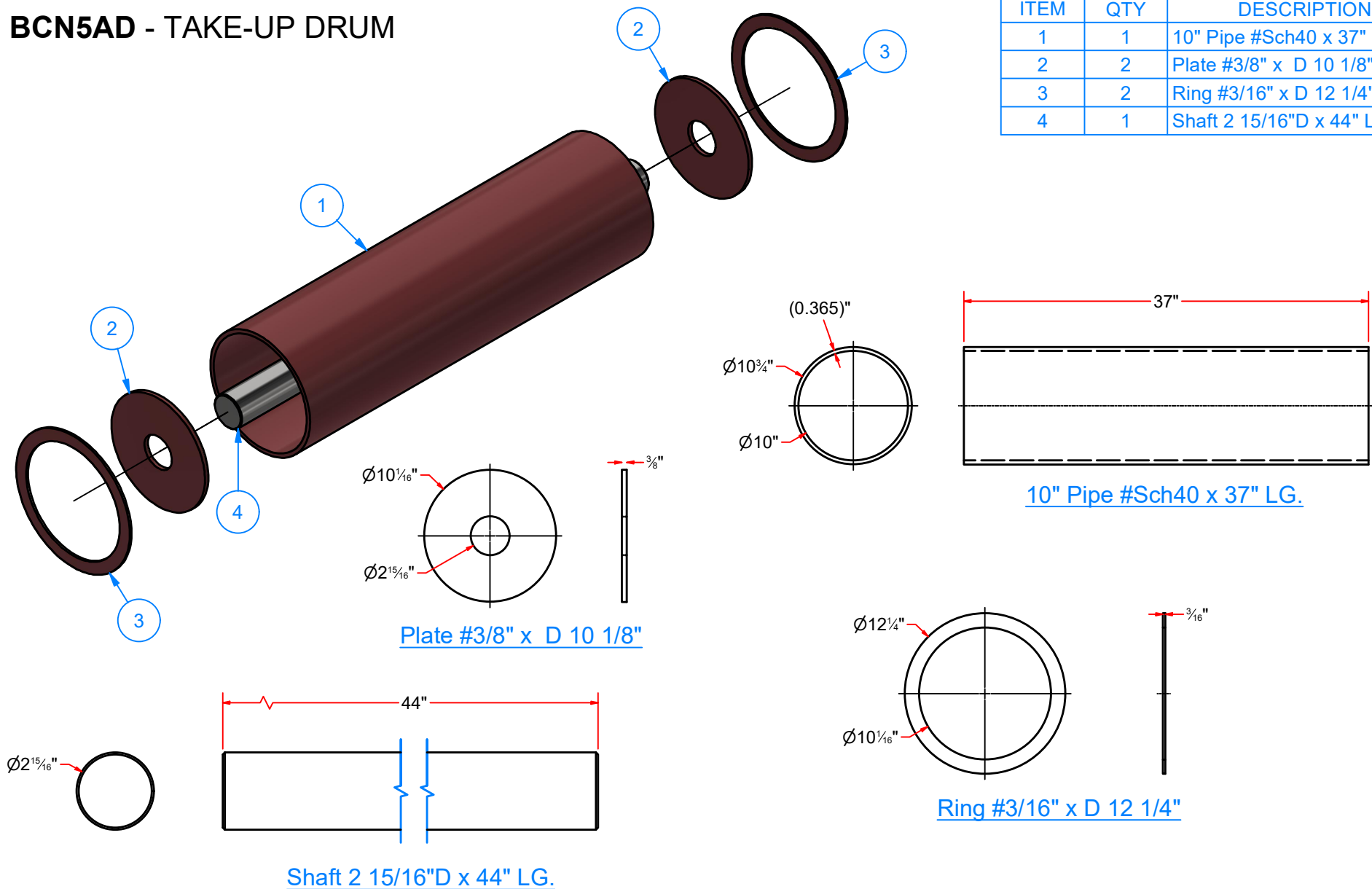


AVW EQUIPMENT CO., INC.  
105 S. 9TH AVENUE  
MAYWOOD, IL 60153  
Tel: 708-343-7738 Fax: 708-343-9065  
WWW.AVWEQUIPMENT.COM

- COMPANY PROPRIETARY NOTE -  
THIS DRAWING AND ITS DESIGNS ARE PROPERTY OF AVW EQUIPMENT CO. &  
IT IS NOT TO BE USED OR REPRODUCED WITHOUT THE PERMISSION FROM AVW CO.

DRAWN BY	Jose	CUSTOMER: AVW EQUIPMENT CO.	
CHECKED BY		PROJECT: BCN5 - 36" DUAL BELT CONVEYOR	
QTY		DESCRIPTION: TAKE-UP DRUM	
RELEASE DATE	3/18/2020	PART NUMBER: BCN5AD	REV# 4
DIMENSION ARE IN INCHES & PROVIDED PRIOR TO SURFACE TREATMENTS, UNLESS NOTED.		SIZE A EST WEIGHT: 30 lbmass	SHEET 21 of 57

# BCN5AD - TAKE-UP DRUM



TAKE-UP DRUM		
ITEM	QTY	DESCRIPTION
1	1	10" Pipe #Sch40 x 37" LG.
2	2	Plate #3/8" x D 10 1/8"
3	2	Ring #3/16" x D 12 1/4"
4	1	Shaft 2 15/16"D x 44" LG.



AVW EQUIPMENT CO., INC.  
105 S. 9TH AVENUE  
MAYWOOD, IL 60153  
Tel: 708-343-7738 Fax: 708-343-9065  
WWW.AVWEQUIPMENT.COM

## - COMPANY PROPRIETARY NOTE -

THIS DRAWING AND ITS DESIGNS ARE PROPERTY OF AVW EQUIPMENT CO. & IT IS NOT TO BE USED OR REPRODUCED WITHOUT THE PERMISSION FROM AVW CO.

DRAWN BY

Jose

CUSTOMER: AVW EQUIPMENT CO.

CHECKED BY

PROJECT: BCN5 - 36" DUAL BELT CONVEYOR

QTY

DESCRIPTION: TAKE-UP DRUM

RELEASE DATE

3/18/2020

PART NUMBER: BCN5AD

REV# 4

DIMENSION ARE IN INCHES & PROVIDED PRIOR TO SURFACE TREATMENTS, UNLESS NOTED.

SIZE A

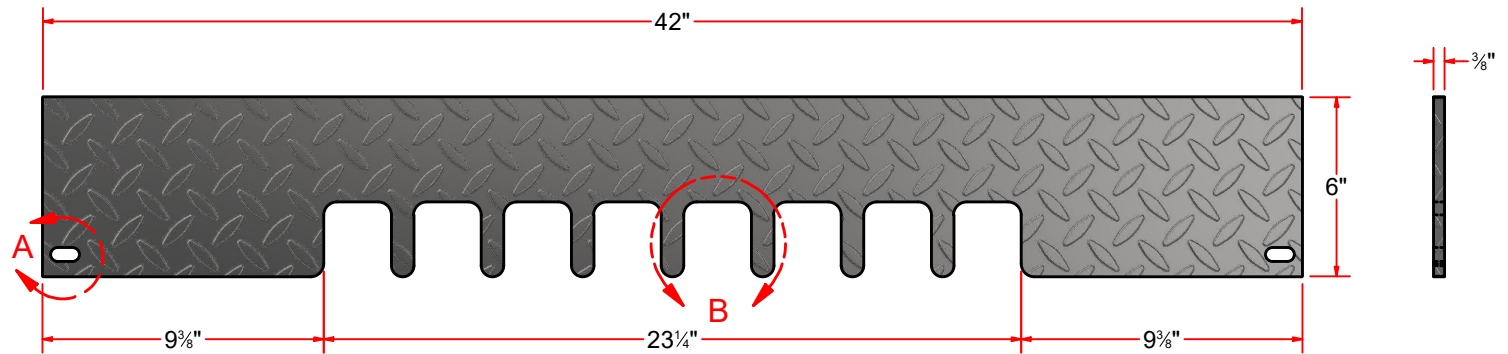
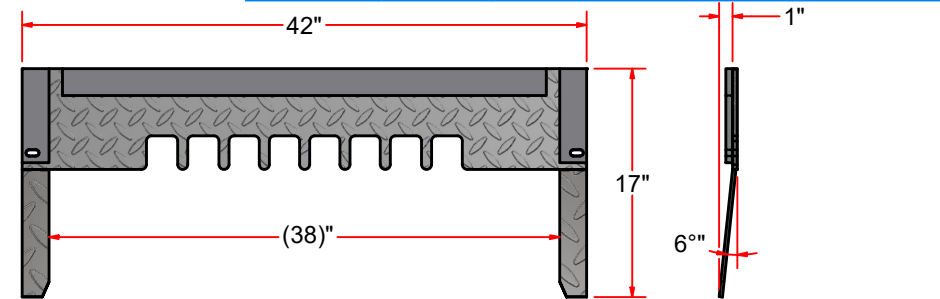
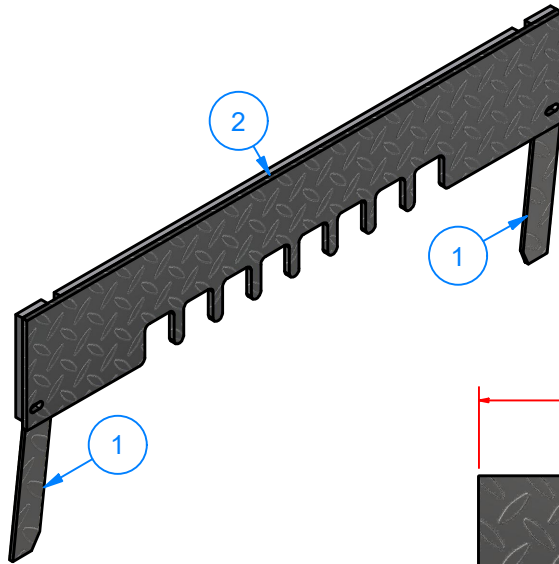
EST WEIGHT: 30 lbmass

SHEET 22 of 57

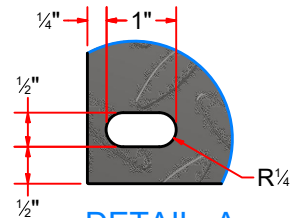
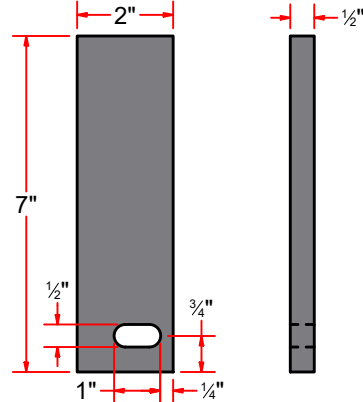
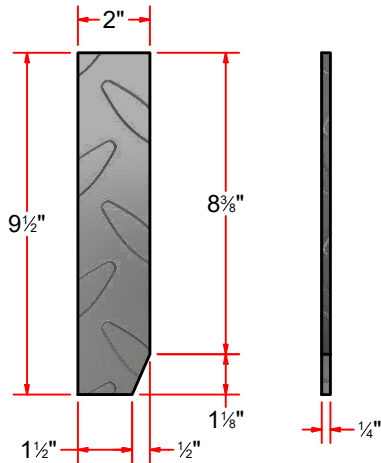
PATH:L:\Designs\Product Lines\Conveyors\BCN5 - 36" Belt\Parts\BCN5 - Take-Up Drum\5BCTUD.iam

# BCN5AF6-1120 - TRANSFER PLATE F/ TAKE-UP (DRIVER SIDE)

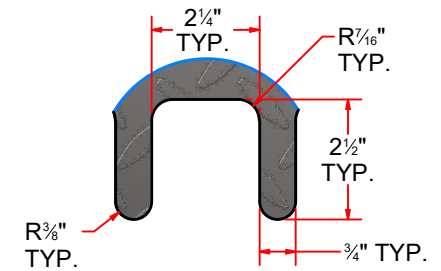
ITEM	QTY	DESCRIPTION
1	2	Diamond Plate #1/4" x 2" x 9 1/2"
2	1	Diamond Plate #3/8" x 7 1/2" x 42" LG.
3	1	Plate #1/2" 36" x 2"
4	2	Plate SS #1/2" 7 in x 2in



Diamond Plate #3/8" x 6" x 42" LG.



DETAIL A



DETAIL B

Diamond Plate #1/4" x 2" x 9 1/2"



AVW EQUIPMENT CO., INC.  
105 S. 9TH AVENUE  
MAYWOOD, IL 60153  
Tel: 708-343-7738 Fax: 708-343-9065  
WWW.AVWEQUIPMENT.COM

- COMPANY PROPRIETARY NOTE -

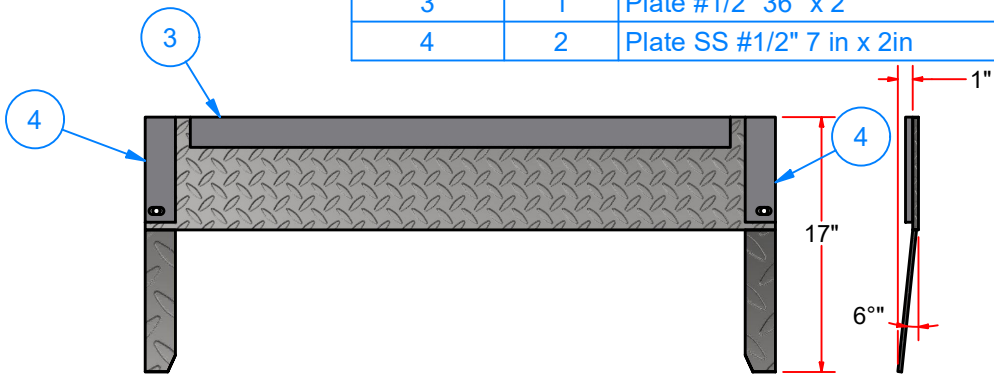
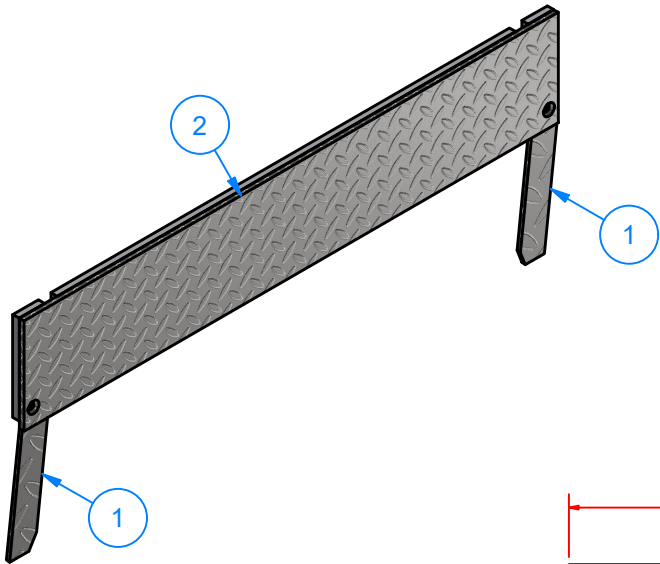
THIS DRAWING AND ITS DESIGNS ARE PROPERTY OF AVW EQUIPMENT CO. & IT IS NOT TO BE USED OR REPRODUCED WITHOUT THE PERMISSION FROM AVW CO.

DRAWN BY	Jose	CUSTOMER: AVW EQUIPMENT CO.	
CHECKED BY		PROJECT: BCN5 - 36" DUAL BELT CONVEYOR	
QTY		DESCRIPTION: TRANSFER PLATE F/ TAKE-UP (DRIVER SIDE)	
RELEASE DATE	3/18/2020	PART NUMBER: BCN5AF6-1120	REV# 4
DIMENSION ARE IN INCHES & PROVIDED PRIOR TO SURFACE TREATMENTS, UNLESS NOTED.		SIZE A	SHEET 23 of 57
		EST WEIGHT: 5 lbmass	

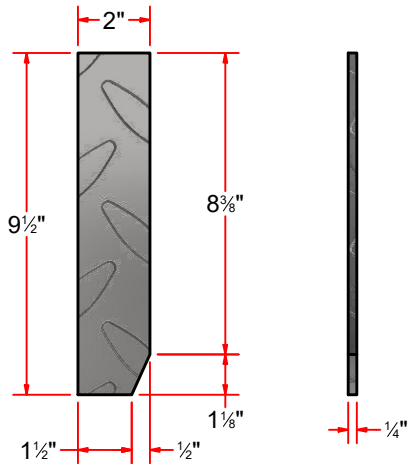
PATH:L:\Designs\Product Lines\Conveyors\BCN5 - 36" Belt\Parts\BCN5 - Transfer plates\BCN5 - Transfer Plate for Take-Up Section (Driver Side).iam

BCN5AE6-1120 - TRANSFER PLATE F/ TAKE-UP SECTION (PASSENGER SIDE)

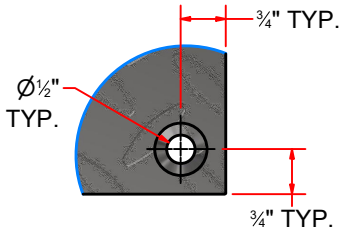
ITEM	QTY	DESCRIPTION
1	2	Diamond Plate #1/4" x 2" x 9 1/2"
2	1	Diamond Plate #3/8" x 7 1/2" x 42" LG.
3	1	Plate #1/2" 36" x 2"
4	2	Plate SS #1/2" 7 in x 2in



Diamond Plate #3/8" x 6" x 42" LG.



Diamond Plate #1/4" x 2" x 9 1/2"



DETAIL A



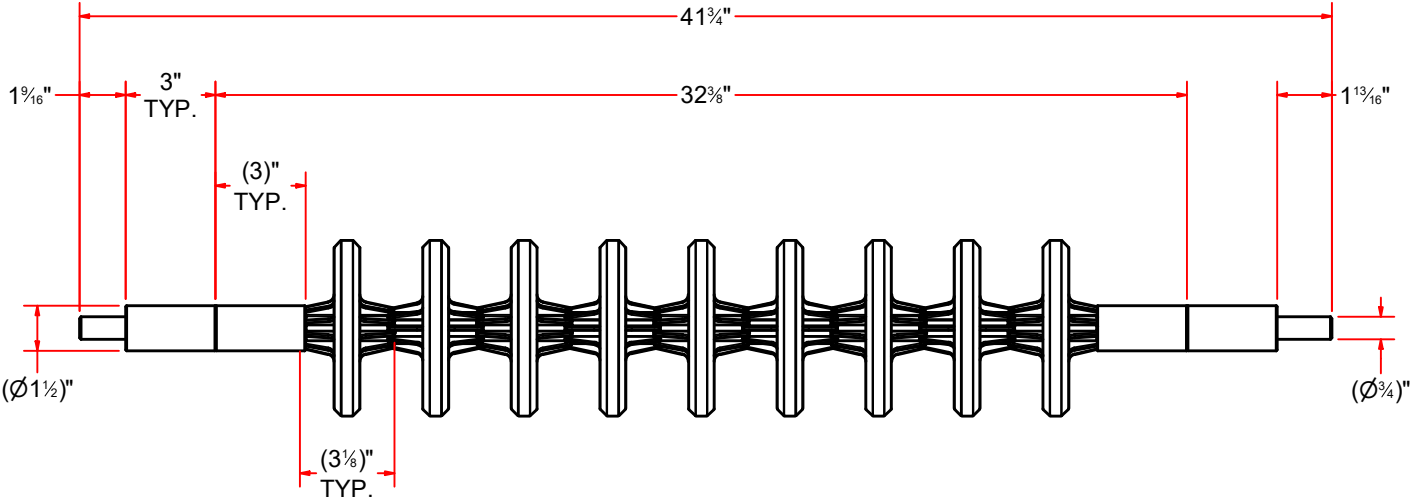
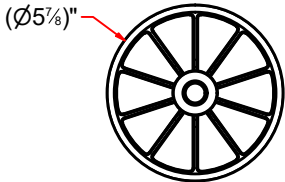

AVW EQUIPMENT CO., INC.  
105 S. 9TH AVENUE  
MAYWOOD, IL 60153  
Tel: 708-343-7738 Fax: 708-343-9065  
WWW.AVWEQUIPMENT.COM

- COMPANY PROPRIETARY NOTE -  
THIS DRAWING AND ITS DESIGNS ARE PROPERTY OF AVW EQUIPMENT CO. &  
IT IS NOT TO BE USED OR REPRODUCED WITHOUT THE PERMISSION FROM AVW CO.

DRAWN BY	Jose	CUSTOMER: AVW EQUIPMENT CO.	
CHECKED BY		PROJECT: BCN5 - 36" DUAL BELT CONVEYOR	
QTY		DESCRIPTION: TRANSFER PLATE F/ TAKE-UP SECTION (PASSENGER SIDE)	
RELEASE DATE	3/18/2020	PART NUMBER: BCN5AE6-1120	REV# 4
DIMENSION ARE IN INCHES & PROVIDED PRIOR TO SURFACE TREATMENTS, UNLESS NOTED.		SIZE A	EST WEIGHT: 6 lbmass
			SHEET 24 of 57



BCN5QU - SUPPORT ROLLER

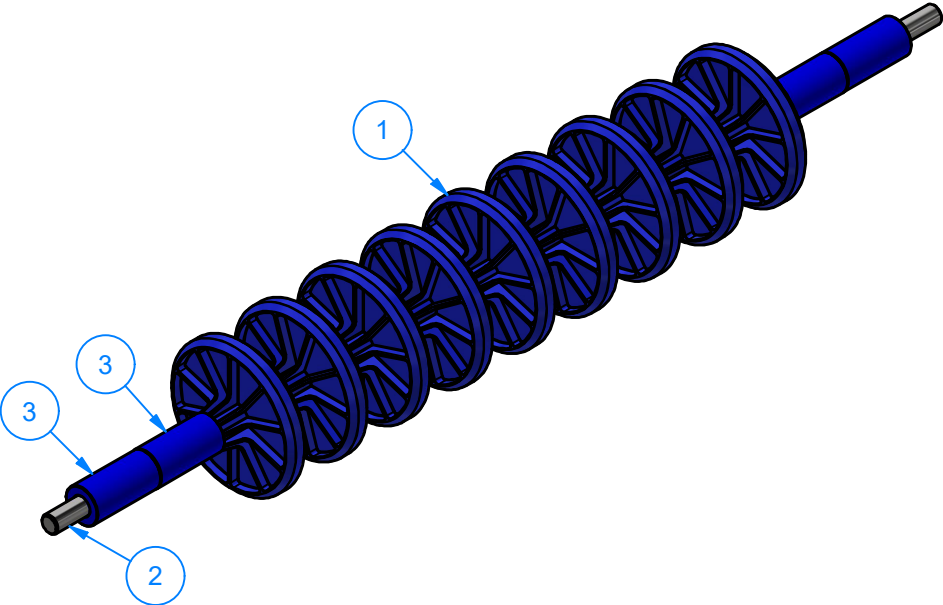


AVW EQUIPMENT CO., INC.  
105 S. 9TH AVENUE  
MAYWOOD, IL 60153  
Tel: 708-343-7738 Fax: 708-343-9065  
WWW.AVWEQUIPMENT.COM

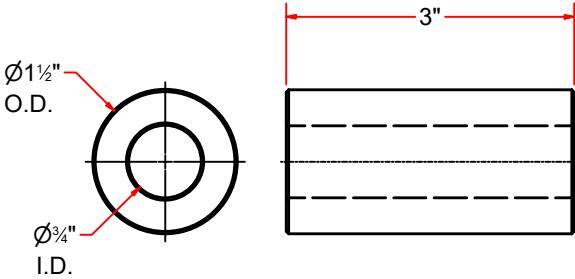
- COMPANY PROPRIETARY NOTE -  
THIS DRAWING AND ITS DESIGNS ARE PROPERTY OF AVW EQUIPMENT CO. &  
IT IS NOT TO BE USED OR REPRODUCED WITHOUT THE PERMISSION FROM AVW CO.

DRAWN BY	Jose	CUSTOMER: AVW EQUIPMENT CO.	
CHECKED BY		PROJECT: BCN5 - 36" DUAL BELT CONVEYOR	
QTY		DESCRIPTION: SUPPORT ROLLER	
RELEASE DATE	3/18/2020	PART NUMBER: BCN5QU	REV# 4
DIMENSION ARE IN INCHES & PROVIDED PRIOR TO SURFACE TREATMENTS, UNLESS NOTED.		SIZE A	EST WEIGHT: 2 lbmass
			SHEET 25 of 57


BCN5 - SUPPORT ROLLER



SUPPORT ROLLER		
ITEM	QTY	DESCRIPTION
1	9	PLASTIC SUPPORT ROLLER
2	1	SUPPORT ROLLER SHAFT 3/4" OD x 41 3/4" LG.
3	4	UHMW SPACER 3" LG.



UHMW Bushing 3/4" I.D. x 1 1/2" O.D. x 3" LG.



SUPPORT ROLLER SHAFT 3/4" OD x 41 3/4" LG.

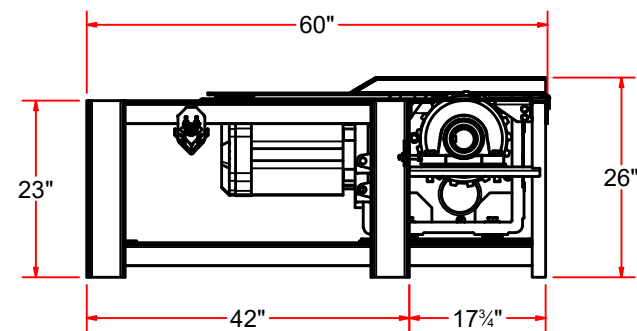
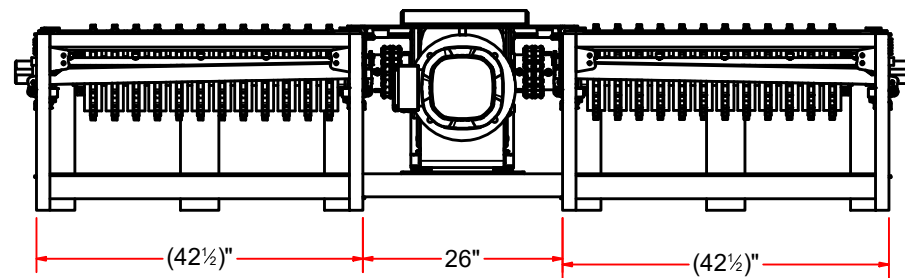
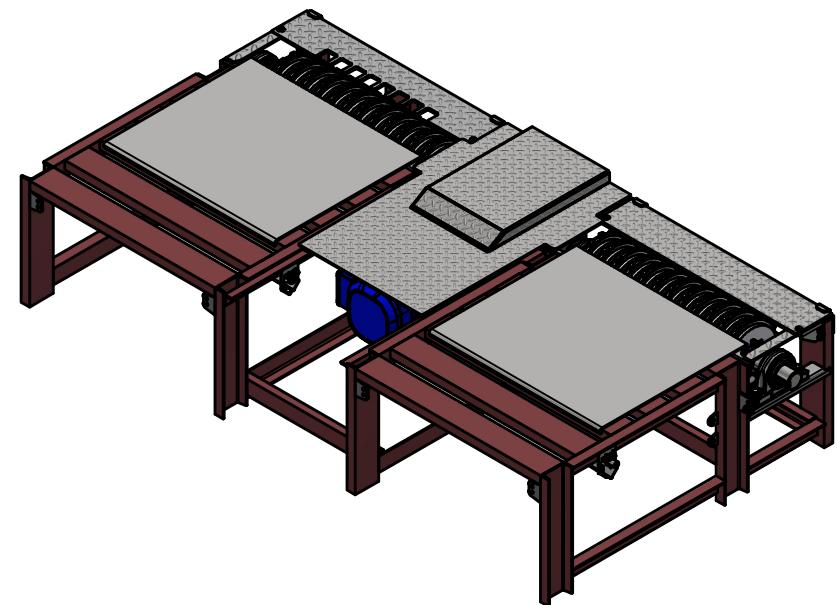
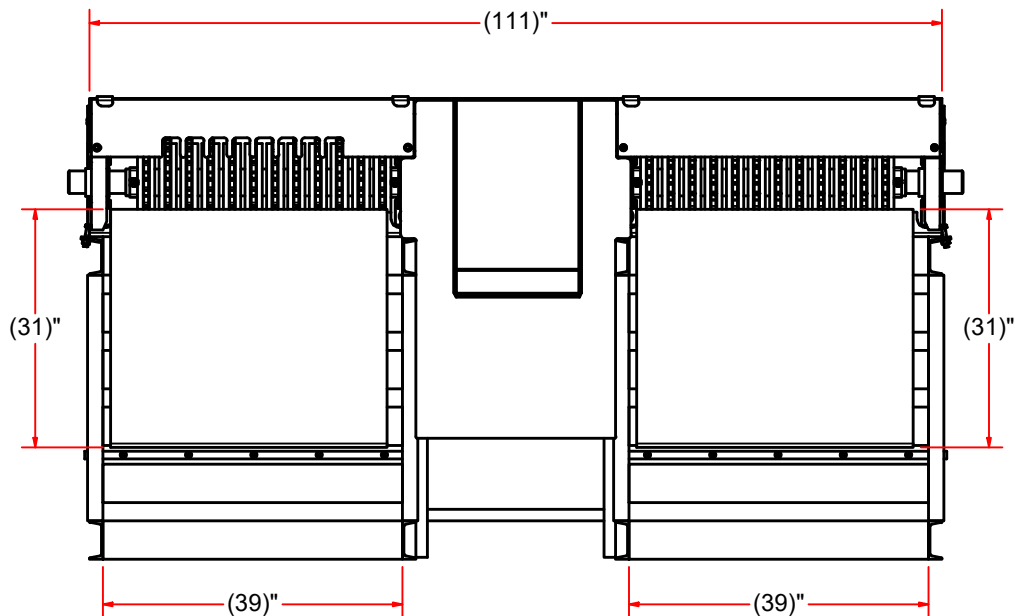


AVW EQUIPMENT CO., INC.  
105 S. 9TH AVENUE  
MAYWOOD, IL 60153  
Tel: 708-343-7738 Fax: 708-343-9065  
WWW.AVWEQUIPMENT.COM

- COMPANY PROPRIETARY NOTE -  
THIS DRAWING AND ITS DESIGNS ARE PROPERTY OF AVW EQUIPMENT CO. &  
IT IS NOT TO BE USED OR REPRODUCED WITHOUT THE PERMISSION FROM AVW CO.

DRAWN BY	Jose	CUSTOMER: AVW EQUIPMENT CO.	
CHECKED BY		PROJECT: BCN5 - 36" DUAL BELT CONVEYOR	
QTY		DESCRIPTION: SUPPORT ROLLER	
RELEASE DATE	3/18/2020	PART NUMBER: BCN5QU	REV# 4
DIMENSION ARE IN INCHES & PROVIDED PRIOR TO SURFACE TREATMENTS, UNLESS NOTED.		SIZE A EST WEIGHT: 2 lbmass	SHEET 26 of 57

BCN5B - DRIVE SECTION



AVW EQUIPMENT CO., INC.  
105 S. 9TH AVENUE  
MAYWOOD, IL 60153  
Tel: 708-343-7738 Fax: 708-343-9065  
WWW.AVWEQUIPMENT.COM

- COMPANY PROPRIETARY NOTE -

THIS DRAWING AND ITS DESIGNS ARE PROPERTY OF AVW EQUIPMENT CO. & IT IS NOT TO BE USED OR REPRODUCED WITHOUT THE PERMISSION FROM AVW CO.

DRAWN BY

Jose

CUSTOMER: AVW EQUIPMENT CO.

CHECKED BY

PROJECT: BCN5 - 36" DUAL BELT CONVEYOR

QTY

DESCRIPTION: DRIVE SECTION

RELEASE DATE

3/18/2020

PART NUMBER: BCN5B

REV# 4

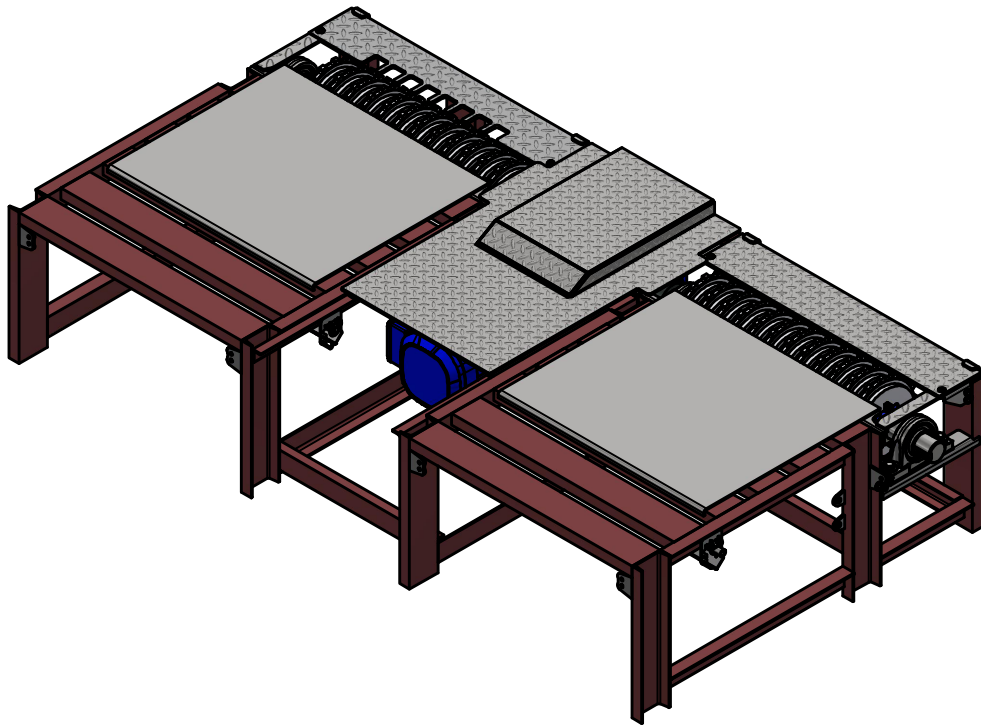
DIMENSION ARE IN INCHES & PROVIDED PRIOR TO SURFACE TREATMENTS, UNLESS NOTED.

SIZE A

EST WEIGHT: 1406 lbmass

SHEET 27 of 57

# BCN5B - DRIVE SECTION



Parts List		
ITEM	QTY	DESCRIPTION
1	4	1/2"-13 UNC x 2 1/2" LG. HEX SCREW
2	4	1/2-13 Hex Nut
3	8	1/4" FLAT WASHER
4	8	1/4"-20 Hex Nut
5	24	3/4" FLAT WASHER
6	6	3/4" SPLIT LOCK WASHER
7	12	3/4"-10 HEX NUT
8	12	3/4"-10 UNC x 3 1/2" LG. HEX SCREW
9	2	3/8" - 16 x 1" UNC HEX SCREW
10	6	3/8" FLAT WASHER
11	4	3/8"-16 18-8ss Heavy Hex Nut
12	2	3/8"-16 UNC x 1" LG. FLAT HEAD CAP SCREW
13	2	44" MANIFOLD ASSEMBLY
14	2	CC8018 CHAIN
15	1	COVER DIAMOND PLATE
16	2	DRAIN TROUGH
17	1	DRIVE SECTION_WELDMENT
18	2	DRIVE SHAFT ASSEMBLY
19	1	INTERMEDIATE DRIVE SHAFT
20	4	PILLOW BLOCK 2 15/16"
21	4	Round U-Bolt D 1/4" x 1 1/8" x 2" LG.
22	1	SEW-EURODRIVE - PN Varies 15 HP or 20 HP
23	8	Shim Plate #3/16" x 2 1/2" x 11" LG.
24	20	SS Sheet Metal #12Ga (0.1046 in) x 2 1/2" x 2 1/2"
25	4	SS Sheet Metal #18Ga (0.0478 in) x 2 1/2" x 2 1/2"
26	1	TRANSFER PLATE F/ DRIVE SECTION (DRIVER SIDE)
27	1	TRANSFER PLATE F/ DRIVE SECTION (PASSENGER SIDE)



AVW EQUIPMENT CO., INC.  
105 S. 9TH AVENUE  
MAYWOOD, IL 60153  
Tel: 708-343-7738 Fax: 708-343-9065  
WWW.AVWEQUIPMENT.COM

## - COMPANY PROPRIETARY NOTE -

THIS DRAWING AND ITS DESIGNS ARE PROPERTY OF AVW EQUIPMENT CO. & IT IS NOT TO BE USED OR REPRODUCED WITHOUT THE PERMISSION FROM AVW CO.

DRAWN BY

Jose

CUSTOMER: AVW EQUIPMENT CO.

CHECKED BY

PROJECT: BCN5 - 36" DUAL BELT CONVEYOR

QTY

DESCRIPTION: DRIVE SECTION

RELEASE DATE

3/18/2020

PART NUMBER: BCN5B

REV# 4

DIMENSION ARE IN INCHES & PROVIDED PRIOR TO SURFACE TREATMENTS, UNLESS NOTED.

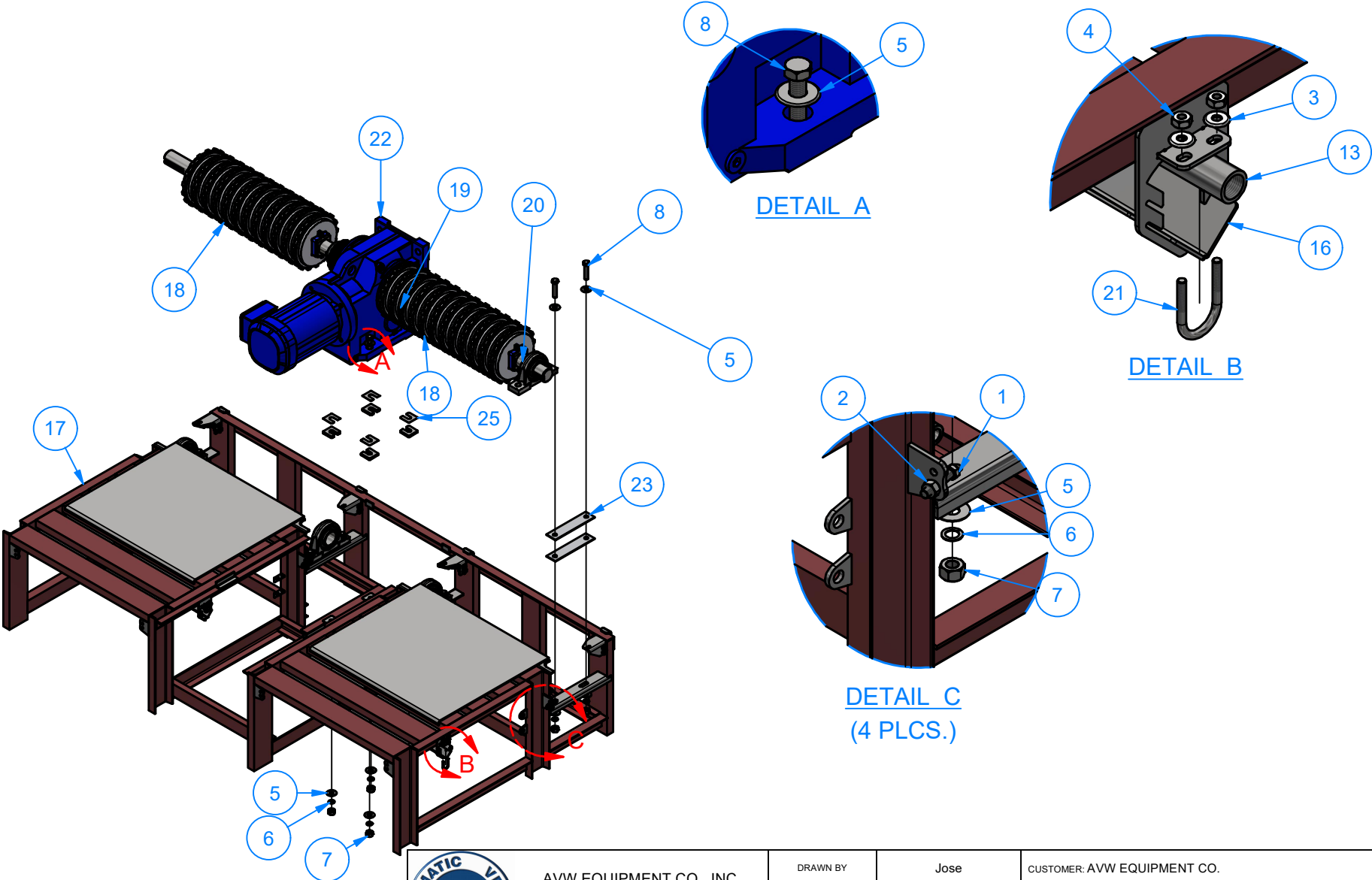
SIZE  
A

EST WEIGHT: 1406 lbmass

SHEET 28 of 57

PATH:L:\Designs\Product Lines\Conveyors\BCN5 - 36" Belt\BCN5 - Drive Section\BCN5 - Drive Section with Parts.iam

BCN5B - DRIVE SECTION

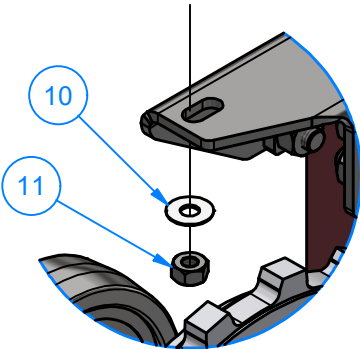


AVW EQUIPMENT CO., INC.  
105 S. 9TH AVENUE  
MAYWOOD, IL 60153  
Tel: 708-343-7738 Fax: 708-343-9065  
WWW.AVWEQUIPMENT.COM

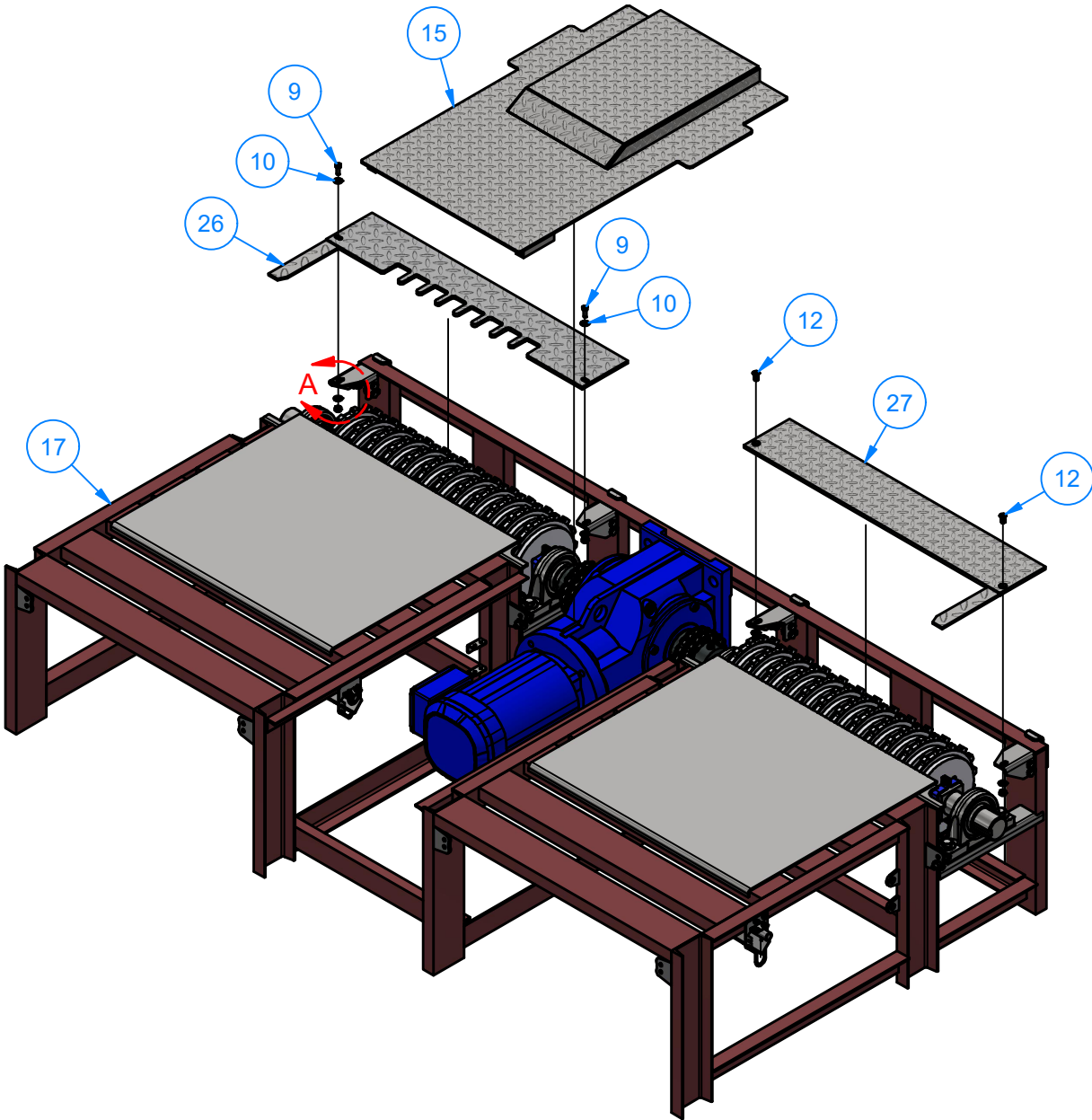
- COMPANY PROPRIETARY NOTE -  
THIS DRAWING AND ITS DESIGNS ARE PROPERTY OF AVW EQUIPMENT CO. &  
IT IS NOT TO BE USED OR REPRODUCED WITHOUT THE PERMISSION FROM AVW CO.

DRAWN BY	Jose	CUSTOMER: AVW EQUIPMENT CO.	
CHECKED BY		PROJECT: BCN5 - 36" DUAL BELT CONVEYOR	
QTY		DESCRIPTION: DRIVE SECTION	
RELEASE DATE	3/18/2020	PART NUMBER: BCN5B	REV# 4
DIMENSION ARE IN INCHES & PROVIDED PRIOR TO SURFACE TREATMENTS, UNLESS NOTED.		SIZE A	EST WEIGHT: 1406 lbmass
			SHEET 29 of 57

BCN5B - DRIVE SECTION



DETAIL A  
(4 PLCS.)



AVW EQUIPMENT CO., INC.  
105 S. 9TH AVENUE  
MAYWOOD, IL 60153  
Tel: 708-343-7738 Fax: 708-343-9065  
WWW.AVWEQUIPMENT.COM

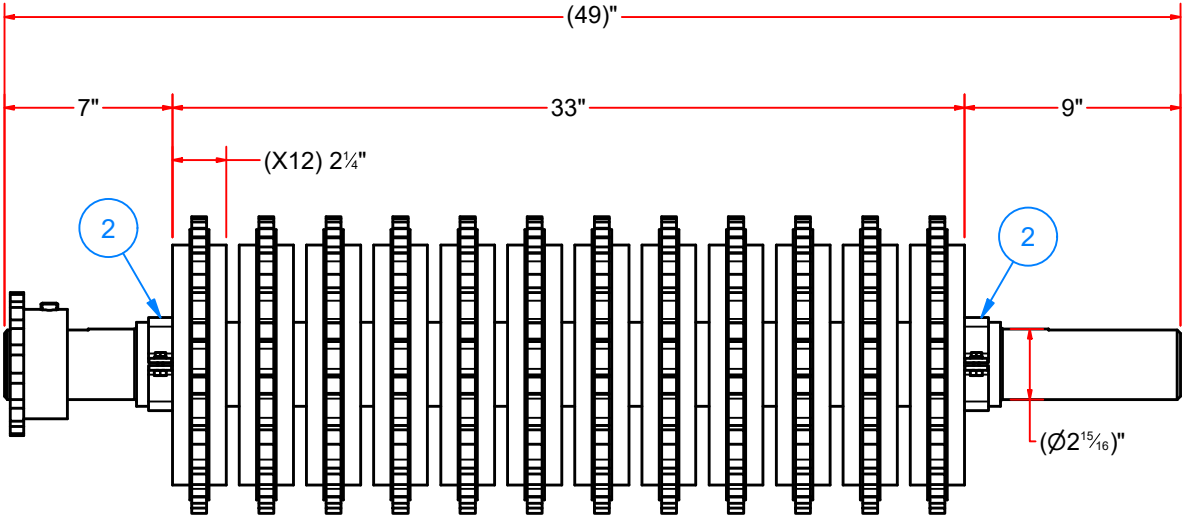
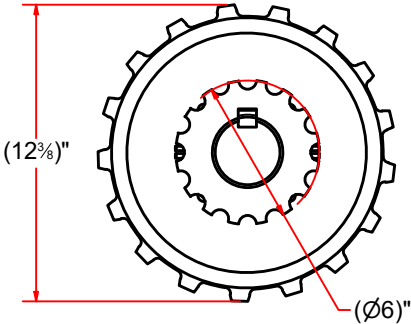
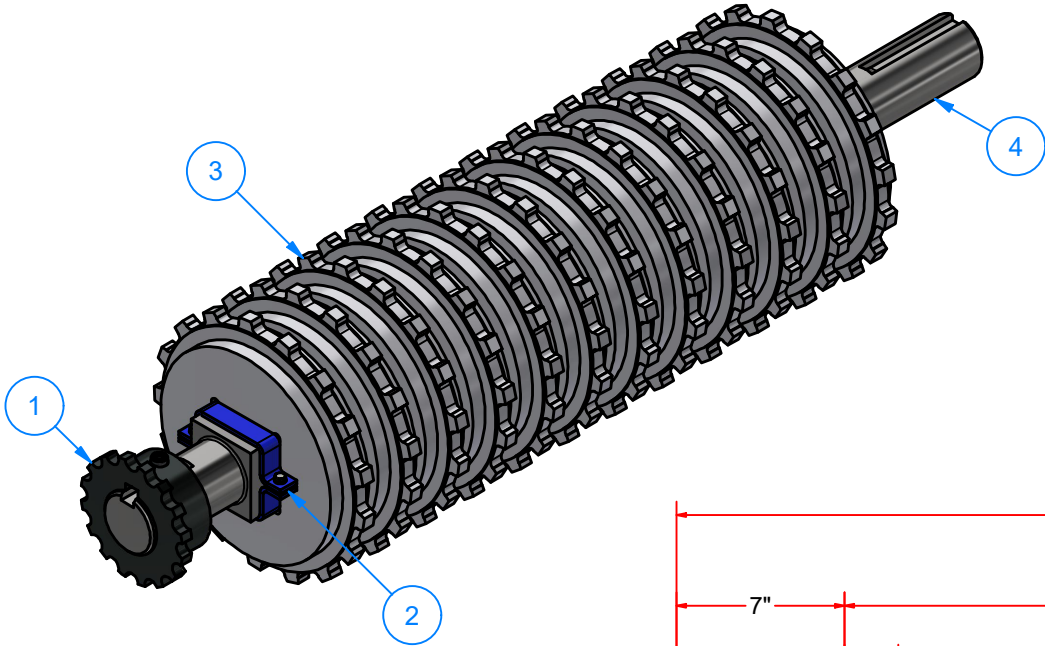
- COMPANY PROPRIETARY NOTE -  
THIS DRAWING AND ITS DESIGNS ARE PROPERTY OF AVW EQUIPMENT CO. &  
IT IS NOT TO BE USED OR REPRODUCED WITHOUT THE PERMISSION FROM AVW CO.

DRAWN BY	Jose	CUSTOMER: AVW EQUIPMENT CO.		
CHECKED BY		PROJECT: BCN5 - 36" DUAL BELT CONVEYOR		
QTY		DESCRIPTION: DRIVE SECTION		
RELEASE DATE	3/18/2020	PART NUMBER: BCN5B	REV# 4	
DIMENSION ARE IN INCHES & PROVIDED PRIOR TO SURFACE TREATMENTS, UNLESS NOTED.		SIZE A	EST WEIGHT: 1406 lbmass	SHEET 30 of 57



BCN5BC - DRIVE SHAFT ASSEMBLY

Parts List		
ITEM	QTY	DESCRIPTION
1	1	SPROCKET FLANGE 2 15/16"
2	2	SPLIT COLLAR
3	12	17-TOOTH PLASTIC SPROCKET
4	1	DRIVE SHAFT 2 15/16" OD x 49" LG.

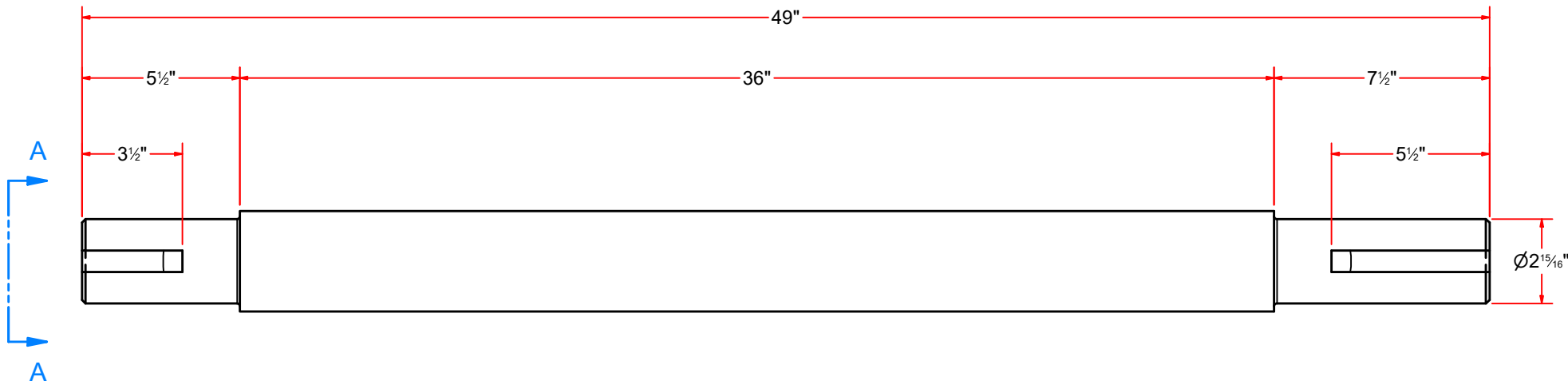
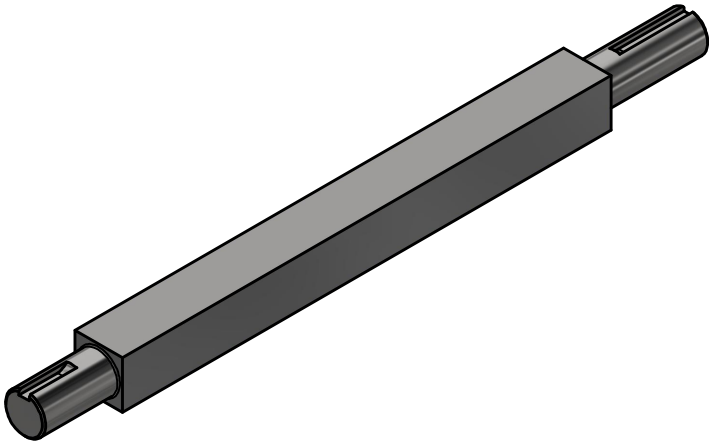
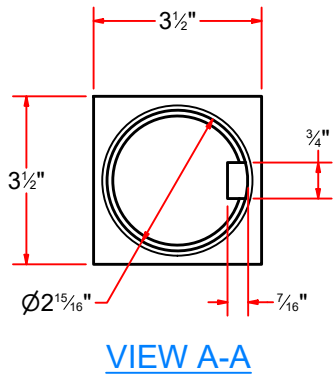


AVW EQUIPMENT CO., INC.  
105 S. 9TH AVENUE  
MAYWOOD, IL 60153  
Tel: 708-343-7738 Fax: 708-343-9065  
WWW.AVWEQUIPMENT.COM

- COMPANY PROPRIETARY NOTE -  
THIS DRAWING AND ITS DESIGNS ARE PROPERTY OF AVW EQUIPMENT CO. &  
IT IS NOT TO BE USED OR REPRODUCED WITHOUT THE PERMISSION FROM AVW CO.

DRAWN BY	Jose	CUSTOMER: AVW EQUIPMENT CO.	
CHECKED BY		PROJECT: BCN5 - 36" DUAL BELT CONVEYOR	
QTY		DESCRIPTION: DRIVE SHAFT ASSEMBLY	
RELEASE DATE	3/18/2020	PART NUMBER: BCN5BC	REV# 4
DIMENSION ARE IN INCHES & PROVIDED PRIOR TO SURFACE TREATMENTS, UNLESS NOTED.		SIZE A EST WEIGHT: 100 lbmass	SHEET 31 of 57

BCN5BCA - DRIVE SHAFT 2 15/16" OD x 49" LG.



AVW EQUIPMENT CO., INC.  
105 S. 9TH AVENUE  
MAYWOOD, IL 60153  
Tel: 708-343-7738 Fax: 708-343-9065  
WWW.AVWEQUIPMENT.COM

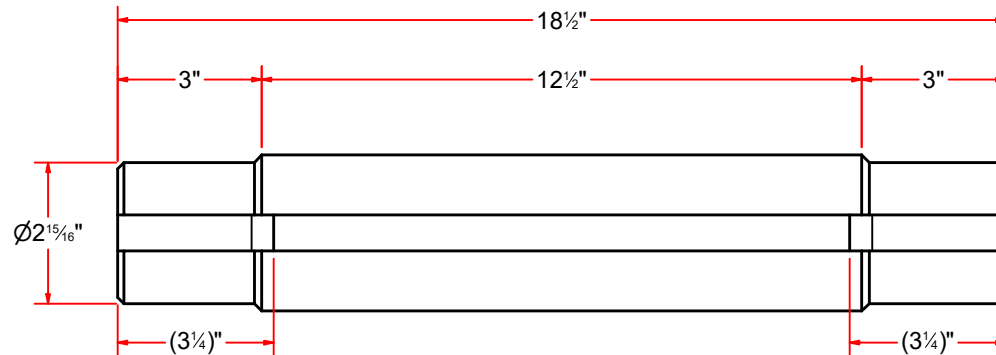
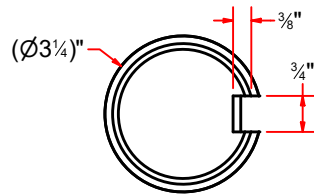
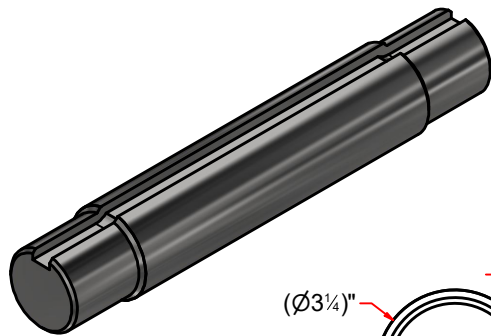
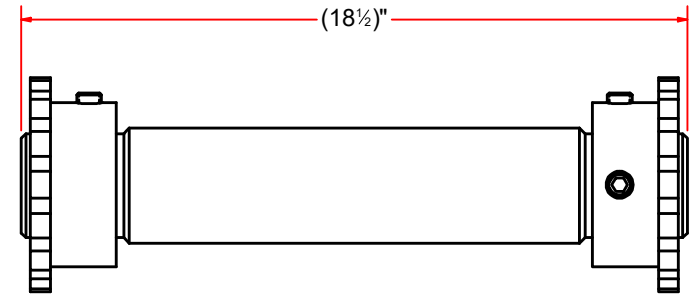
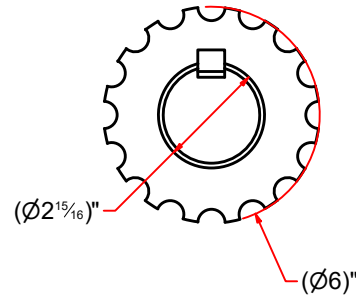
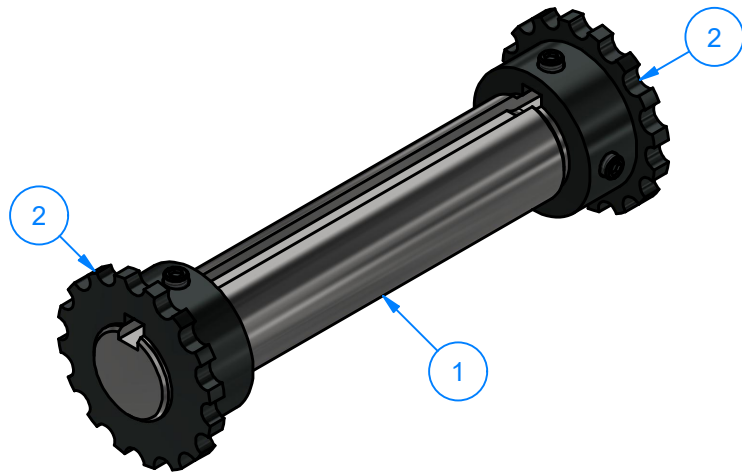
- COMPANY PROPRIETARY NOTE -  
THIS DRAWING AND ITS DESIGNS ARE PROPERTY OF AVW EQUIPMENT CO. &  
IT IS NOT TO BE USED OR REPRODUCED WITHOUT THE PERMISSION FROM AVW CO.

DRAWN BY	Jose	CUSTOMER: AVW EQUIPMENT CO.	
CHECKED BY		PROJECT: BCN5 - 36" DUAL BELT CONVEYOR	
QTY		DESCRIPTION: DRIVE SHAFT 2 15/16" OD x 49" LG.	
RELEASE DATE	3/18/2020	PART NUMBER: BCN5BCA	REV# 4
DIMENSION ARE IN INCHES & PROVIDED PRIOR TO SURFACE TREATMENTS, UNLESS NOTED.		SIZE A	EST WEIGHT: SHEET 32 of 57

PATH:L:\Designs\Product Lines\Conveyors\BCN5 - 36" Belt\Parts\BCN5 - Drive Shaft\Parts\Drive Shaft 2-15\_16 x 49 LG.ipt

# BCN5BD - INTERMEDIATE DRIVE SHAFT

Parts List		
ITEM	QTY	DESCRIPTION
1	1	Gear Drive Shaft 3 1/4" OD x 18 1/2" LG
2	2	SPROCKET FLANGE 2 15/16"



AVW EQUIPMENT CO., INC.  
105 S. 9TH AVENUE  
MAYWOOD, IL 60153  
Tel: 708-343-7738 Fax: 708-343-9065  
WWW.AVWEQUIPMENT.COM

## - COMPANY PROPRIETARY NOTE -

THIS DRAWING AND ITS DESIGNS ARE PROPERTY OF AVW EQUIPMENT CO. & IT IS NOT TO BE USED OR REPRODUCED WITHOUT THE PERMISSION FROM AVW CO.

DRAWN BY

Jose

CUSTOMER: AVW EQUIPMENT CO.

CHECKED BY

PROJECT: BCN5 - 36" DUAL BELT CONVEYOR

QTY

DESCRIPTION: INTERMEDIATE DRIVE SHAFT

RELEASE DATE

3/18/2020

PART NUMBER: BCN5BD

REV# 4

DIMENSION ARE IN INCHES & PROVIDED PRIOR TO SURFACE TREATMENTS, UNLESS NOTED.

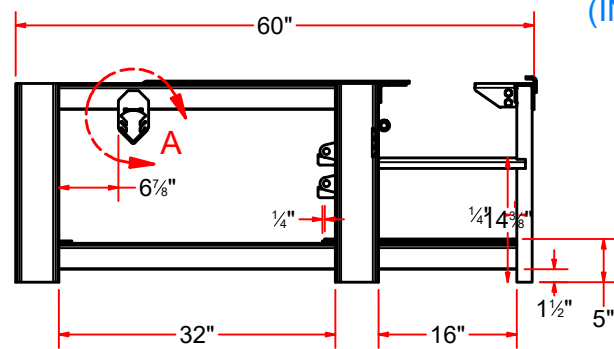
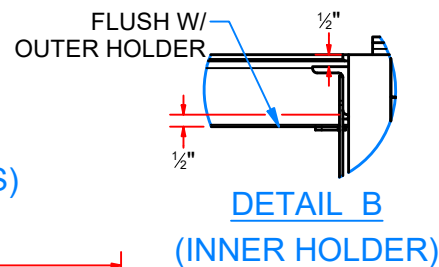
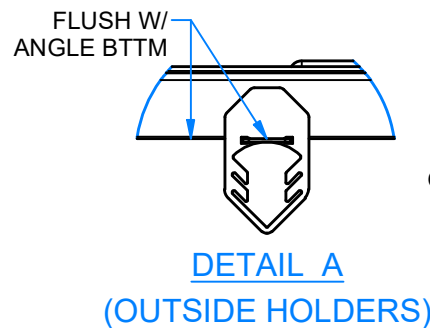
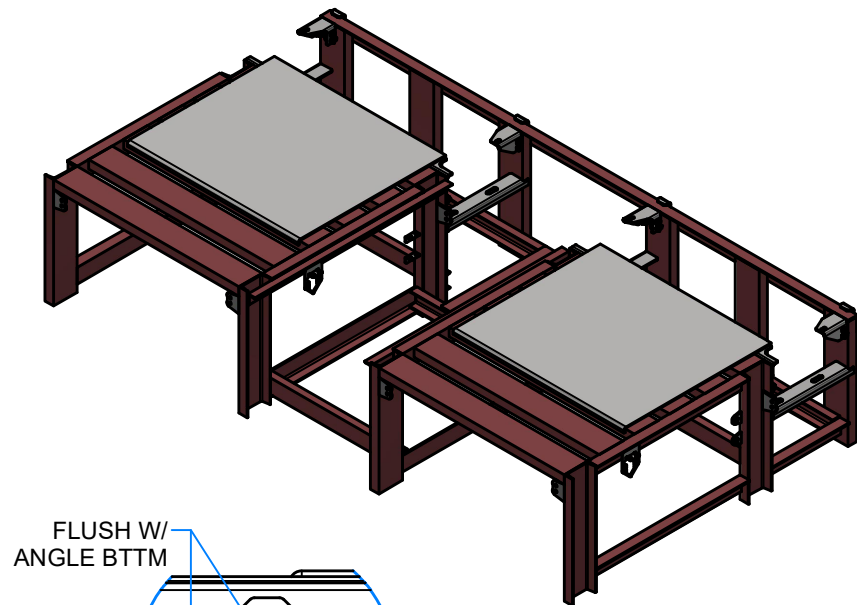
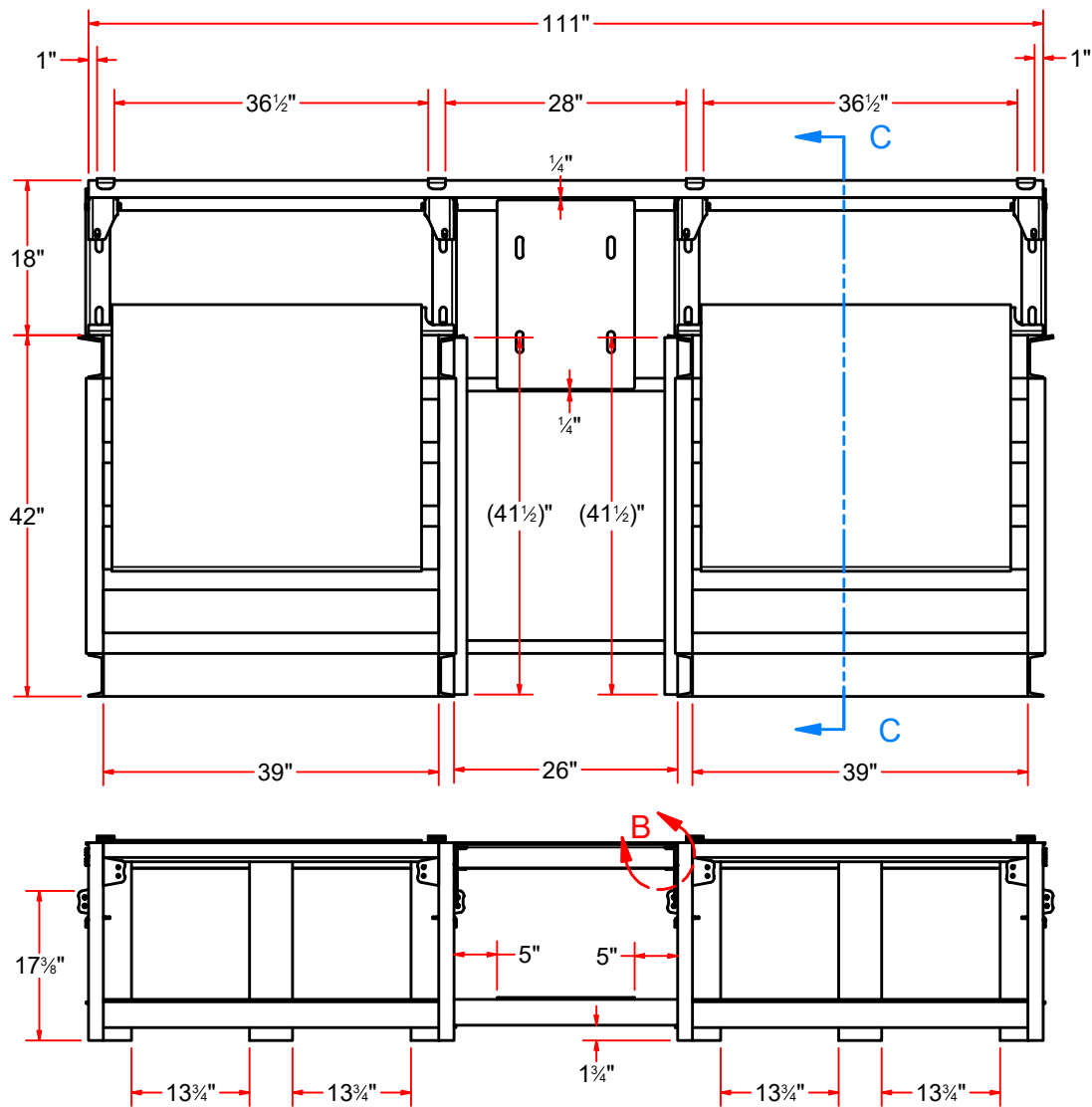
SIZE  
A

EST WEIGHT: 7 lbmass

SHEET 33 of 57

PATH:L:\Designs\Product Lines\Conveyors\BCN5 - 36" Belt\Parts\BCN5 - Intermediate Shaft Assembly\BCN5-IDS.iam

BCN5BA - DRIVE SECTION\_WELDMNT

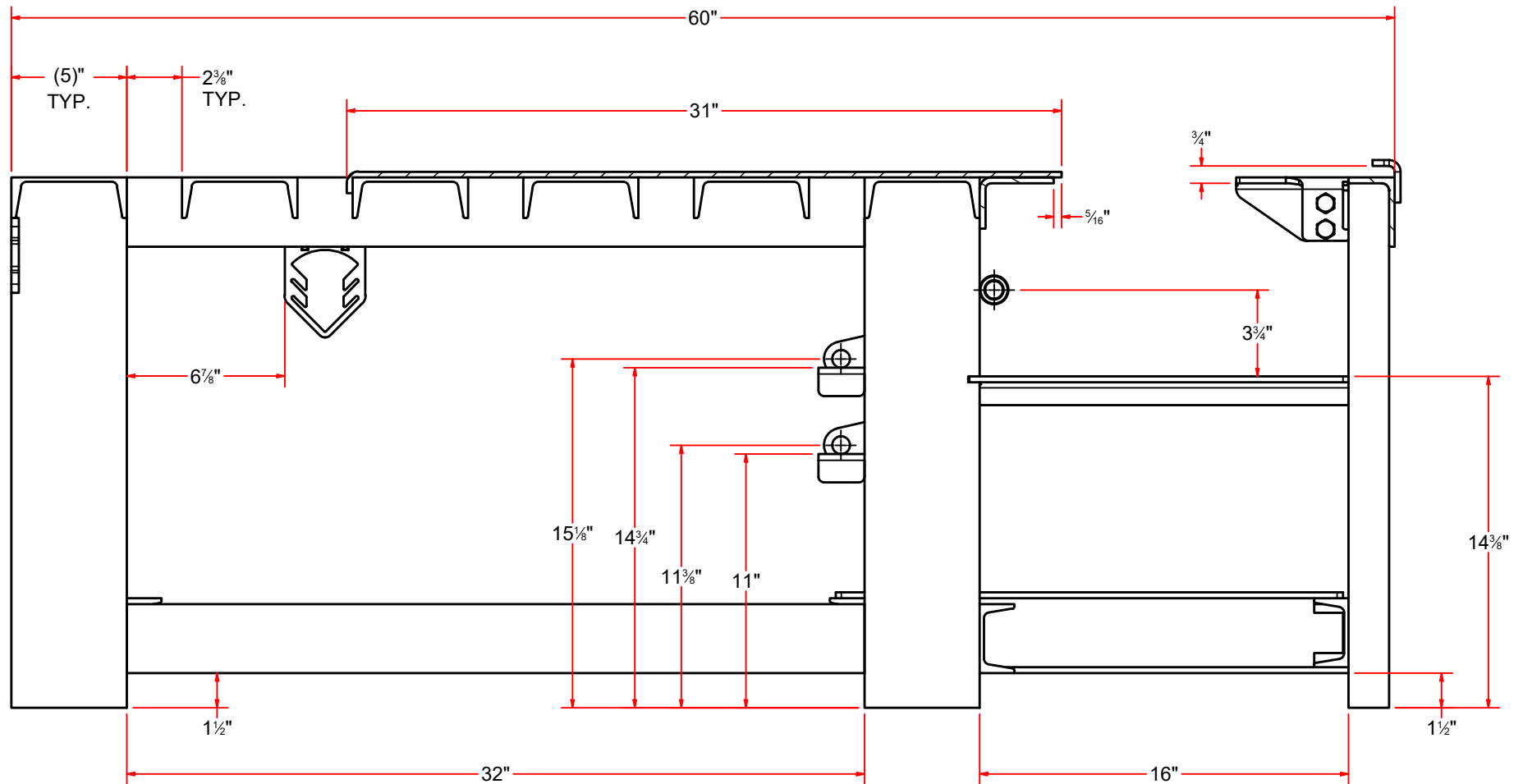


AVW EQUIPMENT CO., INC.  
105 S. 9TH AVENUE  
MAYWOOD, IL 60153  
Tel: 708-343-7738 Fax: 708-343-9065  
WWW.AVWEQUIPMENT.COM

- COMPANY PROPRIETARY NOTE -  
THIS DRAWING AND ITS DESIGNS ARE PROPERTY OF AVW EQUIPMENT CO. &  
IT IS NOT TO BE USED OR REPRODUCED WITHOUT THE PERMISSION FROM AVW CO.

DRAWN BY	Jose	CUSTOMER: AVW EQUIPMENT CO.	
CHECKED BY		PROJECT: BCN5 - 36" DUAL BELT CONVEYOR	
QTY		DESCRIPTION: DRIVE SECTION_WELDMNT	
RELEASE DATE	3/18/2020	PART NUMBER: BCN5BA	REV# 4
DIMENSION ARE IN INCHES & PROVIDED PRIOR TO SURFACE TREATMENTS, UNLESS NOTED.		SIZE A	SHEET 34 of 57

# BCN5BA - DRIVE SECTION\_WELDMENT



SECTION C-C



AVW EQUIPMENT CO., INC.  
105 S. 9TH AVENUE  
MAYWOOD, IL 60153  
Tel: 708-343-7738 Fax: 708-343-9065  
WWW.AVWEQUIPMENT.COM

## - COMPANY PROPRIETARY NOTE -

THIS DRAWING AND ITS DESIGNS ARE PROPERTY OF AVW EQUIPMENT CO. & IT IS NOT TO BE USED OR REPRODUCED WITHOUT THE PERMISSION FROM AVW CO.

DRAWN BY

Jose

CUSTOMER: AVW EQUIPMENT CO.

CHECKED BY

PROJECT: BCN5 - 36" DUAL BELT CONVEYOR

QTY

DESCRIPTION: DRIVE SECTION\_WELDMENT

RELEASE DATE

3/18/2020

PART NUMBER: BCN5BA

REV# 4

DIMENSION ARE IN INCHES & PROVIDED PRIOR TO SURFACE TREATMENTS, UNLESS NOTED.

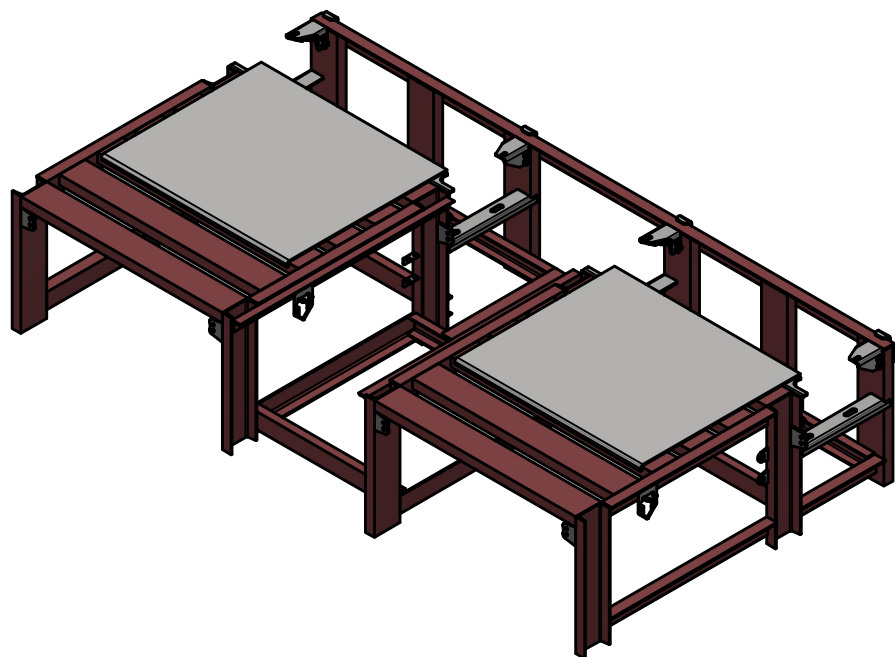
SIZE  
A

EST WEIGHT: 789 lbmass

SHEET 35 of 57

PATH:L:\Designs\Product Lines\Conveyors\BCN5 - 36" Belt\BCN5 - Drive Section\BCN5 - Drive Section.iam

# BCN5BA - DRIVE SECTION\_WELDMENT



Parts List		
ITEM	QTY	DESCRIPTION
1	16	1/2" - 13 x 1.25" UNC Hex Screw
2	16	1/2-13 Hex Nut
3	2	Angle #1/4" x 2" 1 1/2" x 41 1/2" LG.
4	2	Angle #1/4" x 2" x 3" x 16" LG.
5	8	Angle #1/4" x 2" x 3" x 32" LG.
6	2	Channel #.19 x 1 1/2" x 3" x 28 1/2" LG.
7	2	Channel #.19 x 1 1/2" x 3" x 40" LG.
8	1	Channel #.19 x 1 1/2" x 3" x 107 1/2" LG.
9	12	Channel #.19 x 1 3/4" x 5" x 39" LG.
10	6	Channel #1/4 x 1 3/4" x 5" x 22 3/4" LG.
11	8	Channel #0.190" x 1 3/4" x 5" x 23" LG.
12	4	Diamond Plate #1/4" x 2 5/8" x 2" LG.
13	4	DRAIN TROUGH HOLDER
14	2	Plate #(1/4") x 3 5/8" x 17 1/2" LG.
15	2	Plate #(1/4") x 3 5/8" x 17 1/2" LG.
16	2	Plate #1/4" x 5" x 42 1/2" LG.
17	1	Plate #1/4" x 16" x 22" LG.
18	2	Plate #1/4" x 31" x 36" LG.
19	4	Plate #5/16 x 3 1/4" x 2 1/2"
20	8	Plate #5/16" x 1 1/2" x 2 3/16" LG.
21	4	Plate #5/16" x 1 3/4" x 2" LG.
22	4	Plate #5/16" x 2 1/2" x 3 1/4" LG.
23	2	REMOVABLE TRANSFER PLATE MOUNTING BRACKET [LEFT]
24	2	REMOVABLE TRANSFER PLATE MOUNTING BRACKET [RIGHT]
25	4	Set Screw Collar 3/4" I.D. x 1 1/4" O.D.
26	4	SS Sheet Metal #10Ga (0.1345 in) x 2" x 2 1/4" LG.
27	1	Angle #1/4" x 2" x 3" x 111" LG.
28	1	Channel #.19 x 1 1/2" x 3" x 20 3/4" LG.



AVW EQUIPMENT CO., INC.  
105 S. 9TH AVENUE  
MAYWOOD, IL 60153  
Tel: 708-343-7738 Fax: 708-343-9065  
WWW.AVWEQUIPMENT.COM

## - COMPANY PROPRIETARY NOTE -

THIS DRAWING AND ITS DESIGNS ARE PROPERTY OF AVW EQUIPMENT CO. & IT IS NOT TO BE USED OR REPRODUCED WITHOUT THE PERMISSION FROM AVW CO.

DRAWN BY

Jose

CUSTOMER: AVW EQUIPMENT CO.

CHECKED BY

PROJECT: BCN5 - 36" DUAL BELT CONVEYOR

QTY

DESCRIPTION: DRIVE SECTION\_WELDMENT

RELEASE DATE

3/18/2020

PART NUMBER: BCN5BA

REV# 4

DIMENSION ARE IN INCHES & PROVIDED PRIOR TO SURFACE TREATMENTS, UNLESS NOTED.

SIZE  
A

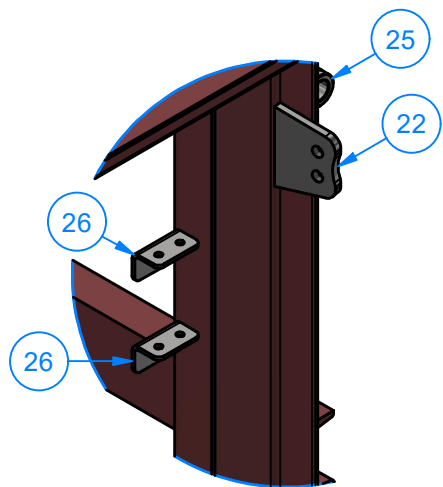
EST WEIGHT: 789 lbmass

SHEET 36 of 57

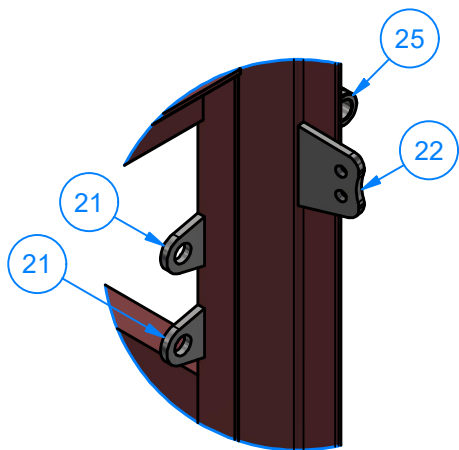
PATH:L:\Designs\Product Lines\Conveyors\BCN5 - 36" Belt\BCN5 - Drive Section\BCN5 - Drive Section.iam



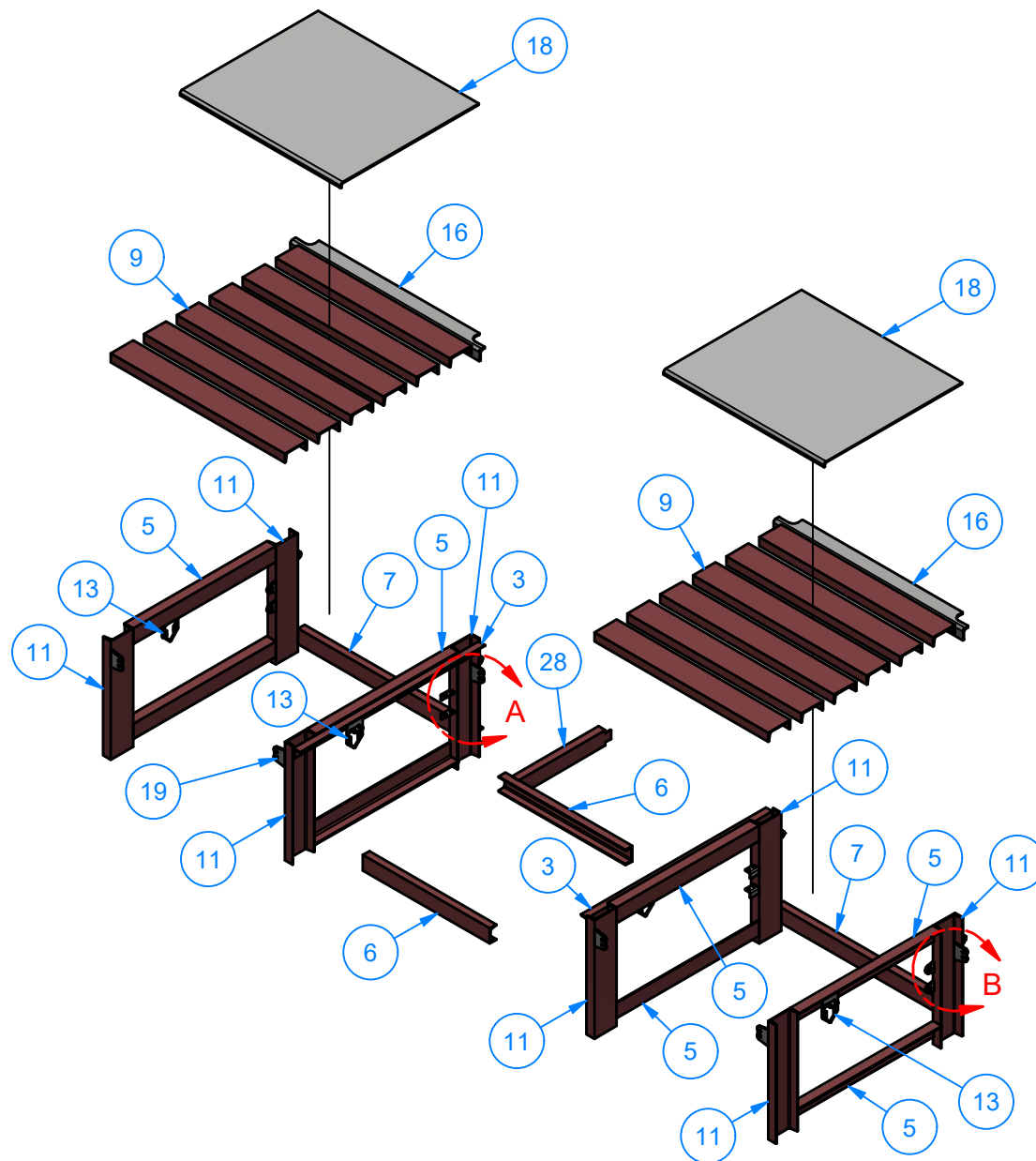
BCN5BA - DRIVE SECTION\_WELDMENT



DETAIL A



DETAIL B



AVW EQUIPMENT CO., INC.  
105 S. 9TH AVENUE  
MAYWOOD, IL 60153  
Tel: 708-343-7738 Fax: 708-343-9065  
WWW.AVWEQUIPMENT.COM

- COMPANY PROPRIETARY NOTE -

THIS DRAWING AND ITS DESIGNS ARE PROPERTY OF AVW EQUIPMENT CO. & IT IS NOT TO BE USED OR REPRODUCED WITHOUT THE PERMISSION FROM AVW CO.

DRAWN BY

Jose

CUSTOMER: AVW EQUIPMENT CO.

CHECKED BY

PROJECT: BCN5 - 36" DUAL BELT CONVEYOR

QTY

DESCRIPTION: DRIVE SECTION\_WELDMENT

RELEASE DATE

3/18/2020

PART NUMBER: BCN5BA

REV# 4

DIMENSION ARE IN INCHES & PROVIDED PRIOR TO SURFACE TREATMENTS, UNLESS NOTED.

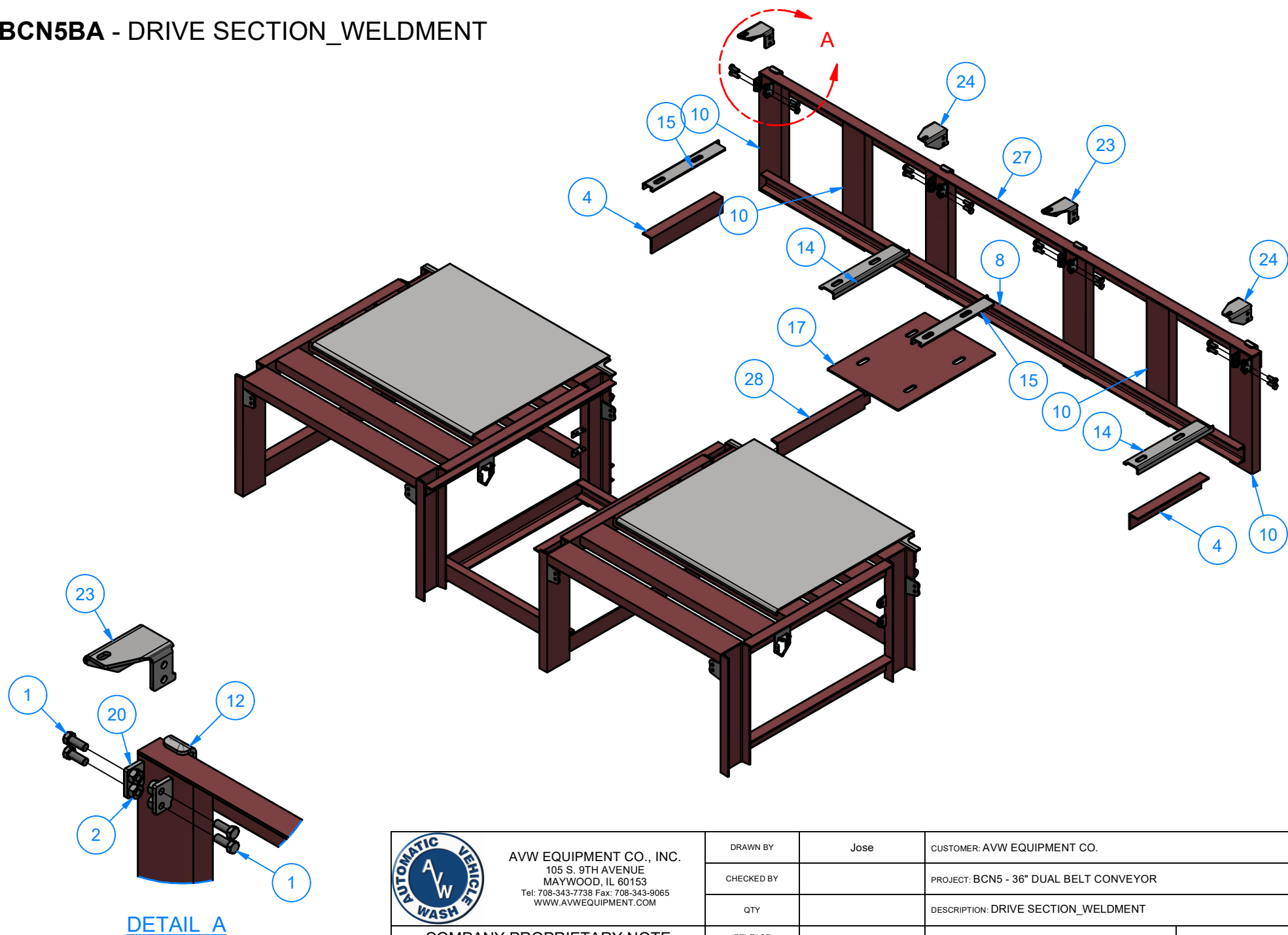
SIZE  
A

EST WEIGHT: 789 lbmass

SHEET 37 of 57

PATH:L:\Designs\Product Lines\Conveyors\BCN5 - 36" Belt\BCN5 - Drive Section\BCN5 - Drive Section.iam

BCN5BA - DRIVE SECTION\_WELDMENT



AVW EQUIPMENT CO., INC.  
105 S. 9TH AVENUE  
MAYWOOD, IL 60153  
Tel: 708-343-7738 Fax: 708-343-9065  
WWW.AVWEQUIPMENT.COM

- COMPANY PROPRIETARY NOTE -  
THIS DRAWING AND ITS DESIGNS ARE PROPERTY OF AVW EQUIPMENT CO. &  
IT IS NOT TO BE USED OR REPRODUCED WITHOUT THE PERMISSION FROM AVW CO.

DRAWN BY	Jose	CUSTOMER: AVW EQUIPMENT CO.	
CHECKED BY		PROJECT: BCN5 - 36" DUAL BELT CONVEYOR	
QTY		DESCRIPTION: DRIVE SECTION_WELDMENT	
RELEASE DATE	3/18/2020	PART NUMBER: BCN5BA	REV# 4
DIMENSION ARE IN INCHES & PROVIDED PRIOR TO SURFACE TREATMENTS, UNLESS NOTED.		SIZE A	EST WEIGHT: 789 lbmass
			SHEET 38 of 57

DRIVE SECTION - Parts

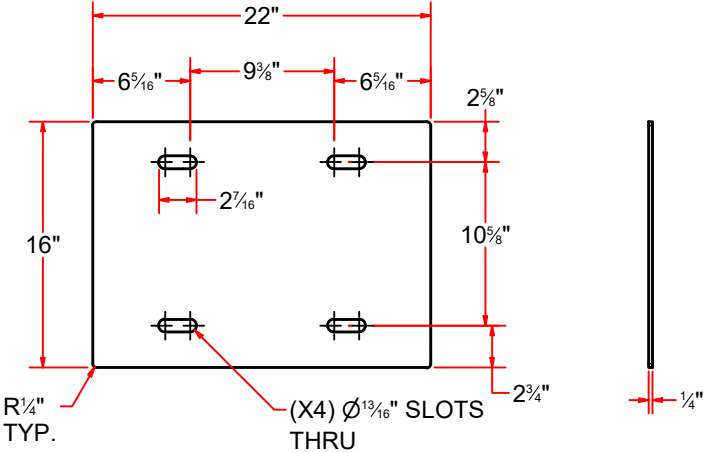

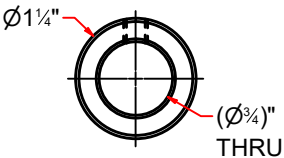
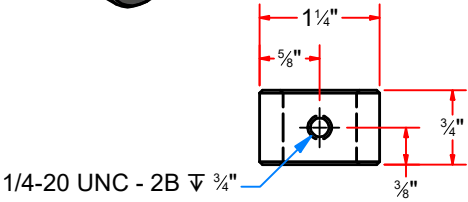
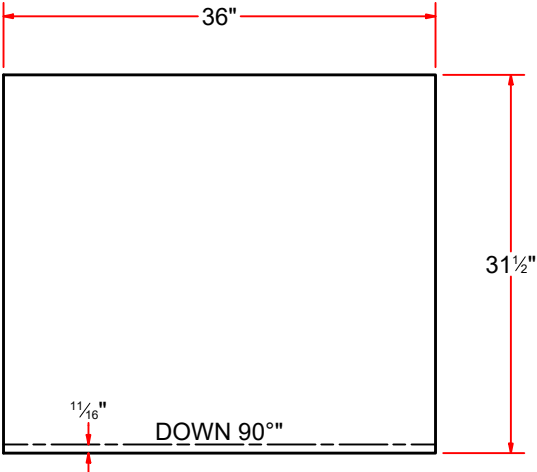



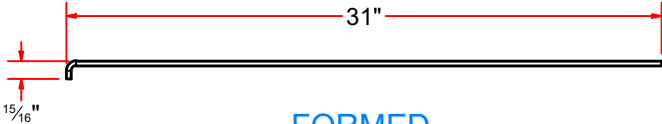
Plate #1/4" x 16" x 22" LG.



Set Screw Collar 3/4" I.D. x 1 1/4" O.D.



FLAT PATTERN



FORMED



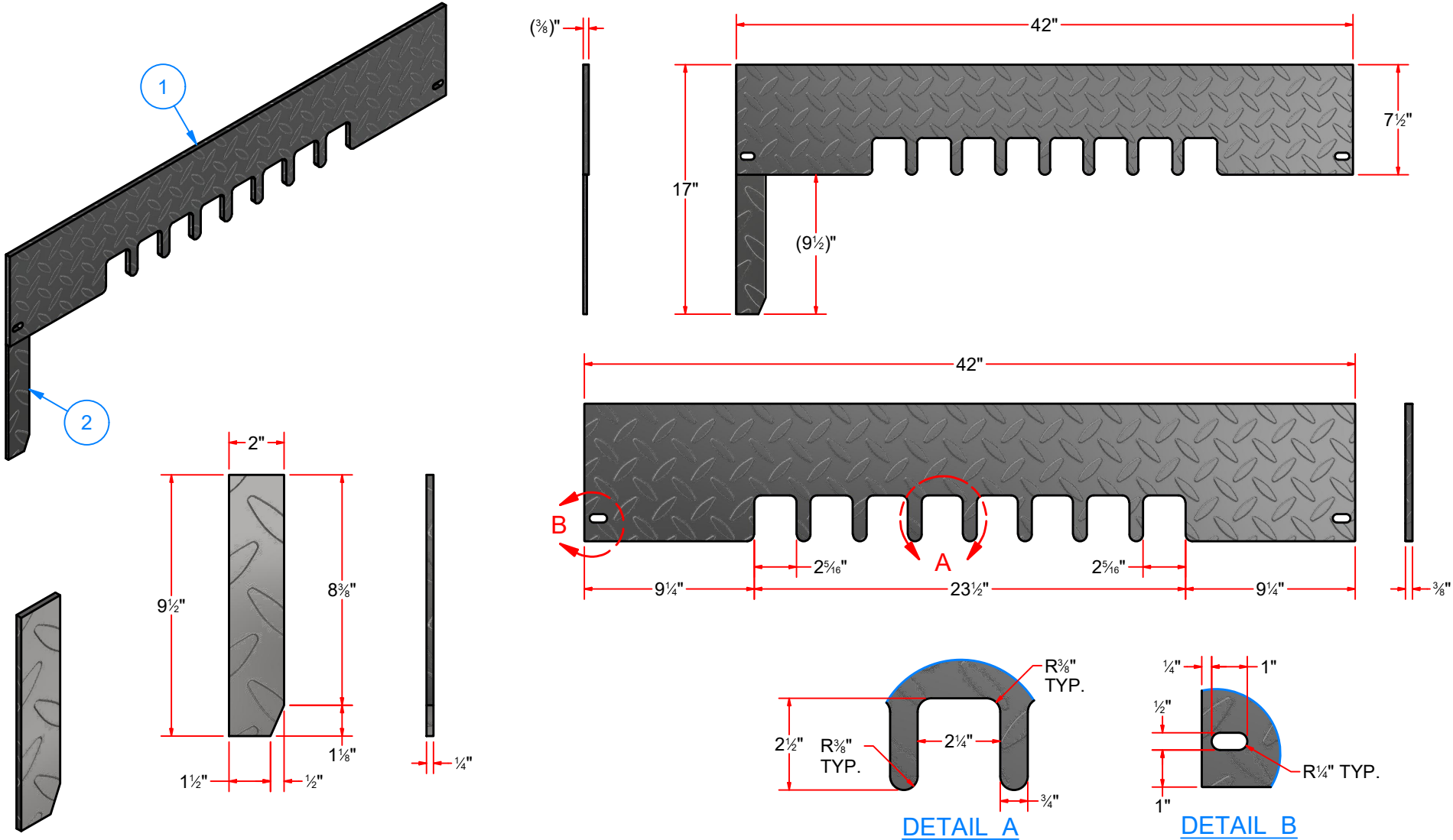
AVW EQUIPMENT CO., INC.  
105 S. 9TH AVENUE  
MAYWOOD, IL 60153  
Tel: 708-343-7738 Fax: 708-343-9065  
WWW.AVWEQUIPMENT.COM

- COMPANY PROPRIETARY NOTE -  
THIS DRAWING AND ITS DESIGNS ARE PROPERTY OF AVW EQUIPMENT CO. &  
IT IS NOT TO BE USED OR REPRODUCED WITHOUT THE PERMISSION FROM AVW CO.

DRAWN BY	Jose	CUSTOMER: AVW EQUIPMENT CO.	
CHECKED BY		PROJECT: BCN5 - 36" DUAL BELT CONVEYOR	
QTY		DESCRIPTION: Set Screw Collar 3/4" I.D. x 1 1/4" O.D.	
RELEASE DATE	3/18/2020	PART NUMBER: CLRSS075x125x078	REV# 4
DIMENSION ARE IN INCHES & PROVIDED PRIOR TO SURFACE TREATMENTS, UNLESS NOTED.		SIZE A	EST WEIGHT: SHEET 39 of 57

BCN5BF7-1120 - TRANSFER PLATE F/ DRIVE SECTION (DRIVER SIDE)

Parts List		
ITEM	QTY	DESCRIPTION
1	1	Diamond Plate #3/8" x 7 1/2" x 42" LG.
2	1	Diamond Plate #1/4" x 2" x 9 1/2"



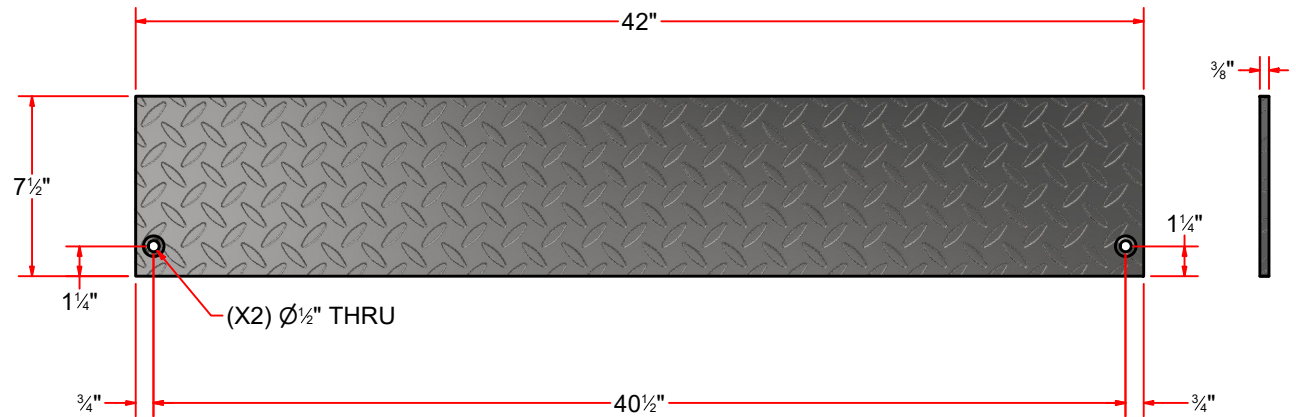
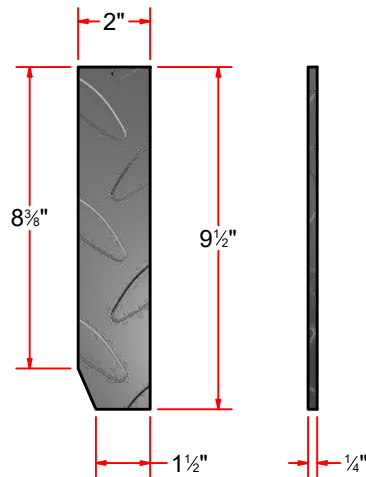
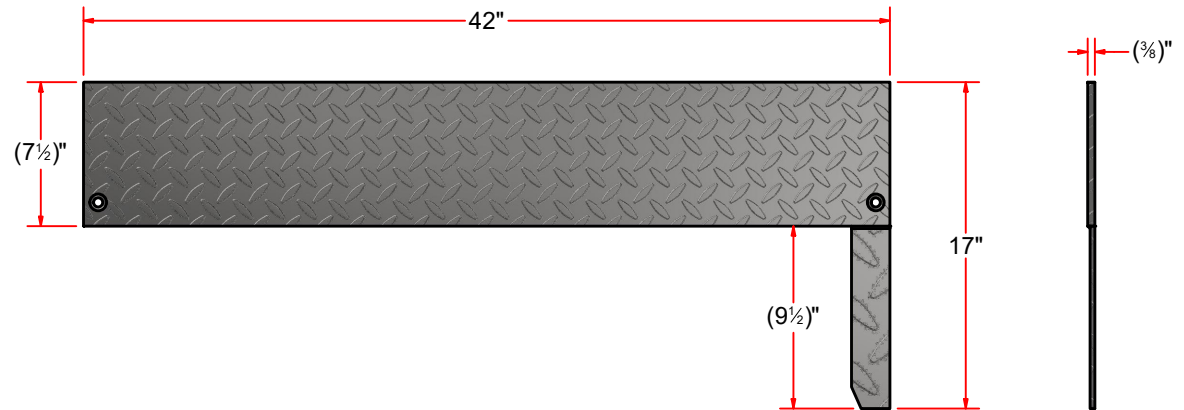

AVW EQUIPMENT CO., INC.  
105 S. 9TH AVENUE  
MAYWOOD, IL 60153  
Tel: 708-343-7738 Fax: 708-343-9065  
WWW.AVWEQUIPMENT.COM

- COMPANY PROPRIETARY NOTE -  
THIS DRAWING AND ITS DESIGNS ARE PROPERTY OF AVW EQUIPMENT CO. &  
IT IS NOT TO BE USED OR REPRODUCED WITHOUT THE PERMISSION FROM AVW CO.

DRAWN BY	Jose	CUSTOMER: AVW EQUIPMENT CO.	
CHECKED BY		PROJECT: BCN5 - 36" DUAL BELT CONVEYOR	
QTY		DESCRIPTION: TRANSFER PLATE F/ DRIVE SECTION (DRIVER SIDE)	
RELEASE DATE	3/18/2020	PART NUMBER: BCN5BF7-1120	REV# 4
DIMENSION ARE IN INCHES & PROVIDED PRIOR TO SURFACE TREATMENTS, UNLESS NOTED.		SIZE A EST WEIGHT: 30 lbmass	SHEET 40 of 57

# BCN5BE7-1120 - TRANSFER PLATE F/ DRIVE SECTION (PASSENGER SIDE)

Parts List		
ITEM	QTY	DESCRIPTION
1	1	Diamond Plate #3/8" x 7 1/2" x 42" LG.
2	1	Diamond Plate #1/4" x 2" x 9 1/2"



AVW EQUIPMENT CO., INC.  
105 S. 9TH AVENUE  
MAYWOOD, IL 60153  
Tel: 708-343-7738 Fax: 708-343-9065  
WWW.AVWEQUIPMENT.COM

## - COMPANY PROPRIETARY NOTE -

THIS DRAWING AND ITS DESIGNS ARE PROPERTY OF AVW EQUIPMENT CO. & IT IS NOT TO BE USED OR REPRODUCED WITHOUT THE PERMISSION FROM AVW CO.

DRAWN BY

Jose

CUSTOMER: AVW EQUIPMENT CO.

CHECKED BY

PROJECT: BCN5 - 36" DUAL BELT CONVEYOR

QTY

DESCRIPTION: TRANSFER PLATE F/ DRIVE SECTION (PASSENGER SIDE)

RELEASE DATE

3/18/2020

PART NUMBER: BCN5BE7-1120

REV# 4

DIMENSION ARE IN INCHES & PROVIDED PRIOR TO SURFACE TREATMENTS, UNLESS NOTED.

SIZE A

EST WEIGHT: 6 lbmass

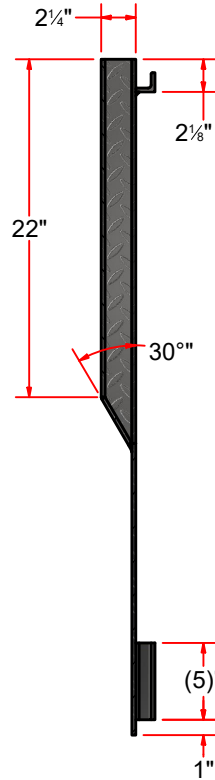
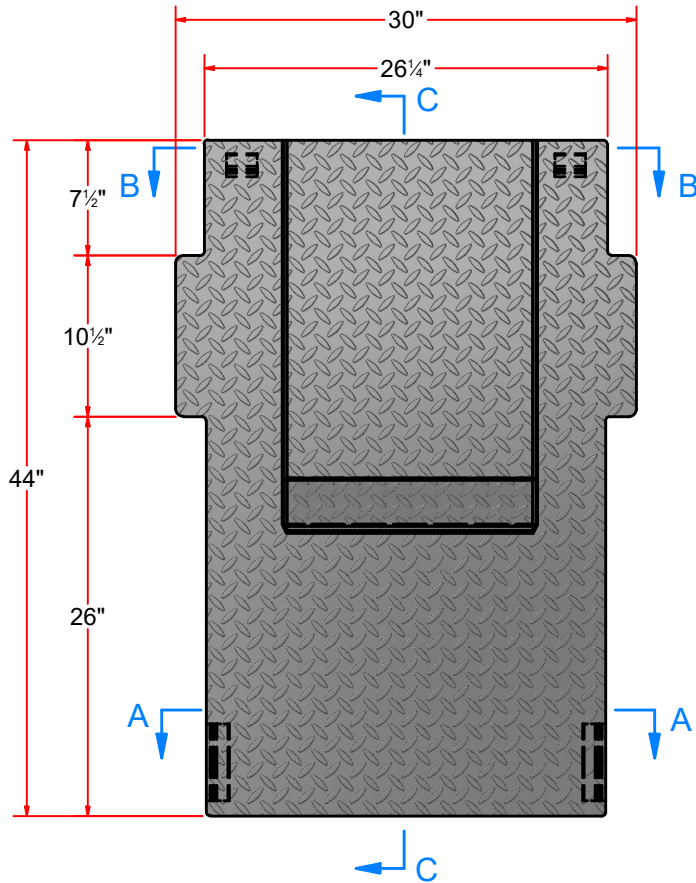
SHEET 41 of 57

PATH: L:\Designs\Product Lines\Conveyors\BCN5 - 36" Belt\Parts\BCN5 - Transfer plates\BCN5 - Transfer Plate for Drive Section (Passenger Side).iam





SECTION B-B

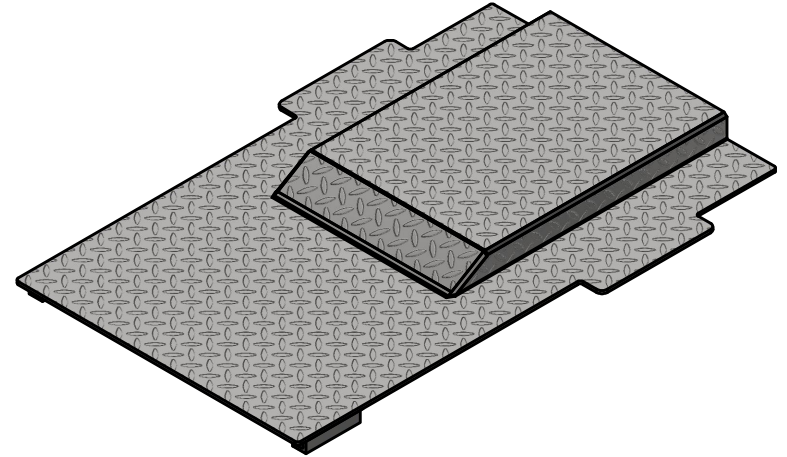


SECTION C-C



SECTION A-A

## BCN3AP-0714 - COVER DIAMOND PLATE



AVW EQUIPMENT CO., INC.  
105 S. 9TH AVENUE  
MAYWOOD, IL 60153  
Tel: 708-343-7738 Fax: 708-343-9065  
WWW.AVWEQUIPMENT.COM

### - COMPANY PROPRIETARY NOTE -

THIS DRAWING AND ITS DESIGNS ARE PROPERTY OF AVW EQUIPMENT CO. & IT IS NOT TO BE USED OR REPRODUCED WITHOUT THE PERMISSION FROM AVW CO.

PATH: L:\Designs\Product Lines\Conveyors\BCN5 - 36" Belt\Parts\BCN5 - Gear Drive Cover\BCN5-GDC.iam

DRAWN BY

Jose

CUSTOMER: AVW EQUIPMENT CO.

CHECKED BY

PROJECT: BCN5 - 36" DUAL BELT CONVEYOR

QTY

DESCRIPTION: COVER DIAMOND PLATE

RELEASE DATE

3/18/2020

PART NUMBER: BCN3AP-0714

REV# 4

DIMENSION ARE IN INCHES & PROVIDED PRIOR TO SURFACE TREATMENTS, UNLESS NOTED.

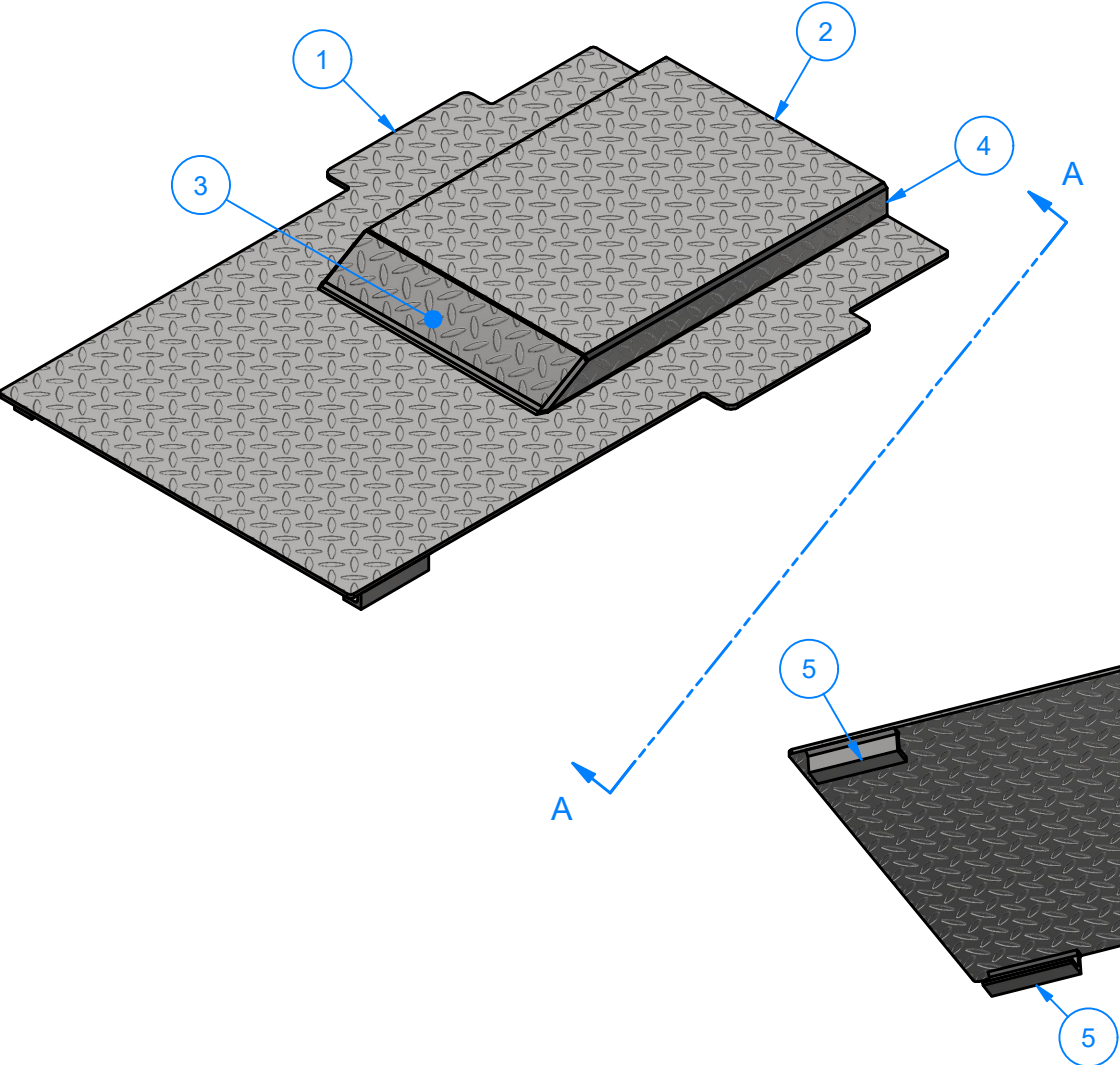
SIZE A

EST WEIGHT: 96 lbmass

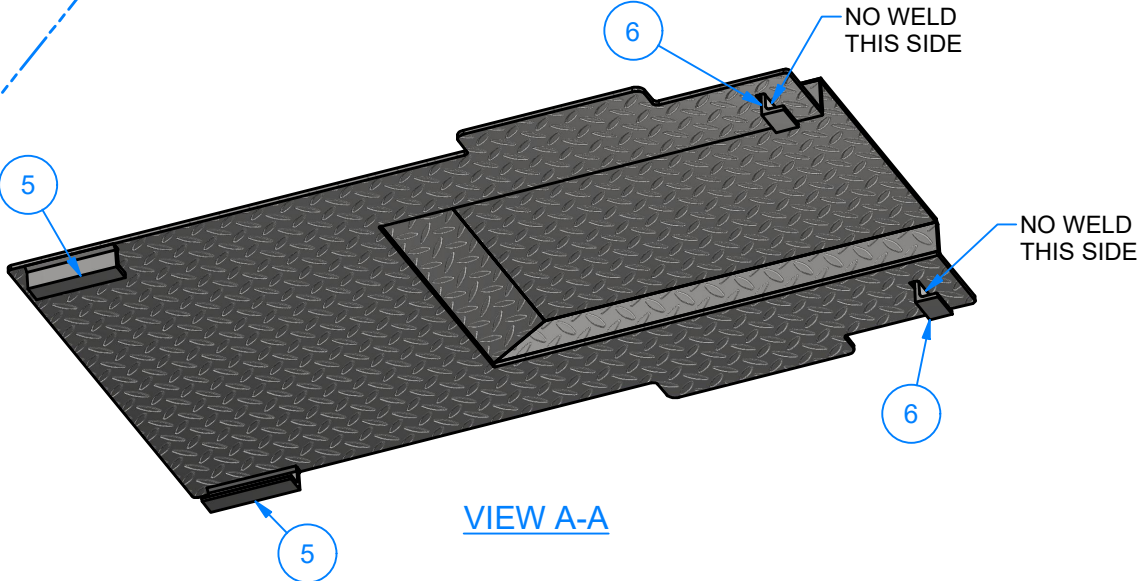
SHEET 42 of 57



BCN3AP-0714 - COVER DIAMOND PLATE



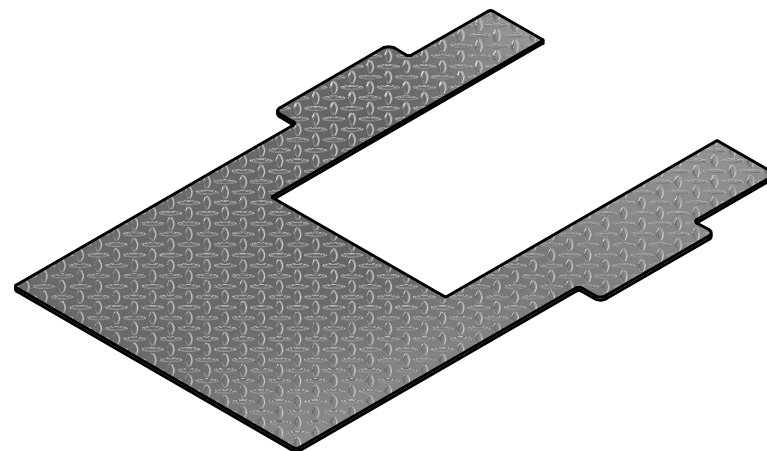
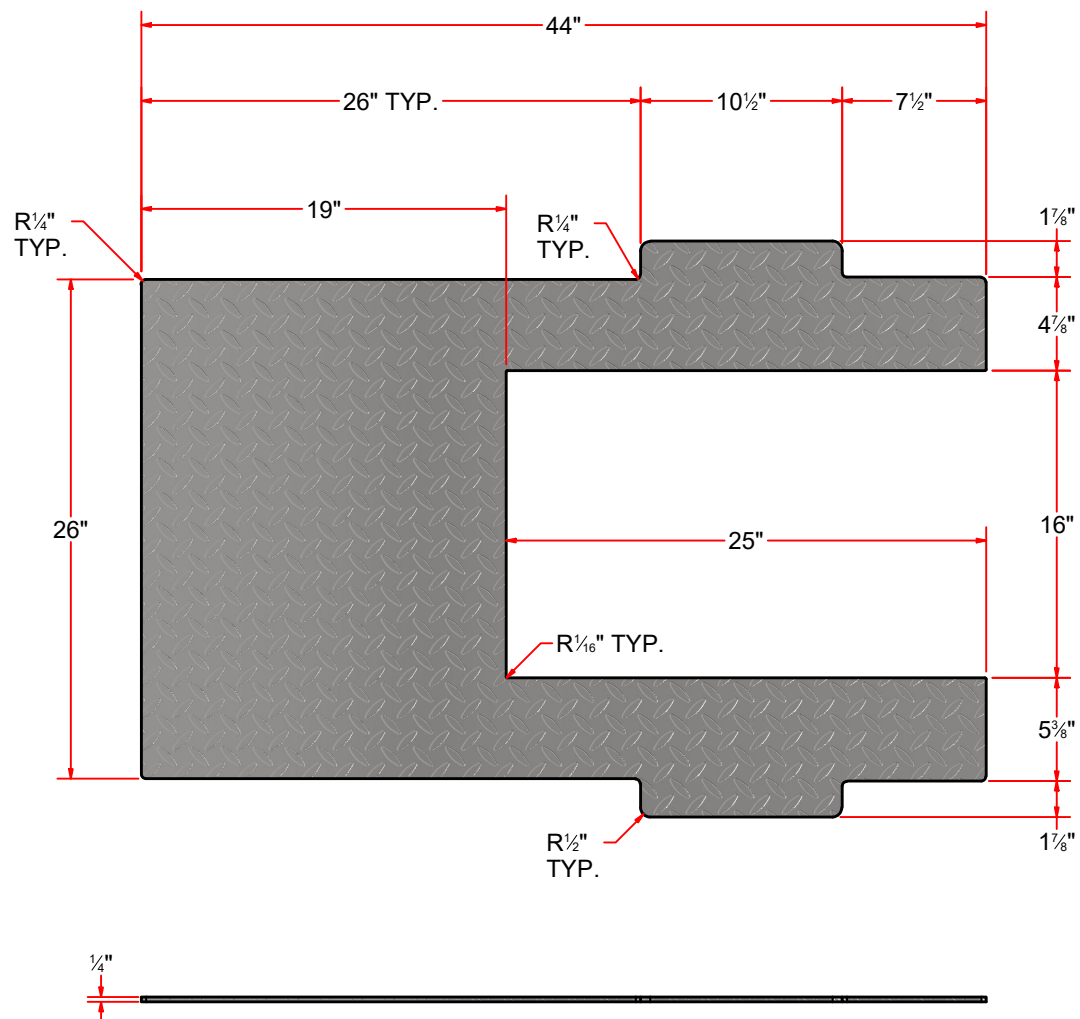
Parts List		
ITEM	QTY	DESCRIPTION
1	1	Diamond Plate #1/4" x 30" x 44" LG.
2	1	Diamond Plate #1/4" x 16" x 22" LG.
3	1	Diamond Plate #1/4" x 3 1/2" x 16" LG.
4	2	Diamond Plate #1/4" x 1 3/4" x 25" LG.
5	2	Angle #1/4" x 1 1/4" x 1 1/4" x 5" LG.
6	2	Angle #1/4" x 1 1/4" x 1 1/4" x 2" LG.



AVW EQUIPMENT CO., INC.  
105 S. 9TH AVENUE  
MAYWOOD, IL 60153  
Tel: 708-343-7738 Fax: 708-343-9065  
WWW.AVWEQUIPMENT.COM

- COMPANY PROPRIETARY NOTE -  
THIS DRAWING AND ITS DESIGNS ARE PROPERTY OF AVW EQUIPMENT CO. &  
IT IS NOT TO BE USED OR REPRODUCED WITHOUT THE PERMISSION FROM AVW CO.

DRAWN BY	Jose	CUSTOMER: AVW EQUIPMENT CO.	
CHECKED BY		PROJECT: BCN5 - 36" DUAL BELT CONVEYOR	
QTY		DESCRIPTION: COVER DIAMOND PLATE	
RELEASE DATE	3/18/2020	PART NUMBER: BCN3AP-0714	REV# 4
DIMENSION ARE IN INCHES & PROVIDED PRIOR TO SURFACE TREATMENTS, UNLESS NOTED.		SIZE A	EST WEIGHT: 96 lbmass
			SHEET 43 of 57



AVW EQUIPMENT CO., INC.  
105 S. 9TH AVENUE  
MAYWOOD, IL 60153  
Tel: 708-343-7738 Fax: 708-343-9065  
WWW.AVWEQUIPMENT.COM

**- COMPANY PROPRIETARY NOTE -**

THIS DRAWING AND ITS DESIGNS ARE PROPERTY OF AVW EQUIPMENT CO. & IT IS NOT TO BE USED OR REPRODUCED WITHOUT THE PERMISSION FROM AVW CO.

DRAWN BY

Jose

CUSTOMER: AVW EQUIPMENT CO.

CHECKED BY

PROJECT: BCN5 - 36" DUAL BELT CONVEYOR

QTY

DESCRIPTION: Diamond Plate #1/4" x 30" x 44" LG.

RELEASE  
DATE

3/18/2020

PART NUMBER: BCN3AP-0714A

REV# 4

DIMENSION ARE IN INCHES & PROVIDED PRIOR  
TO SURFACE TREATMENTS, UNLESS NOTED.

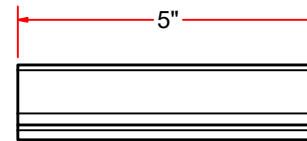
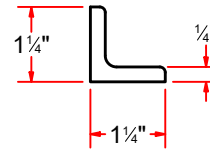
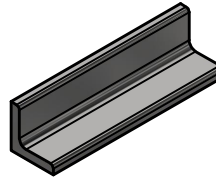
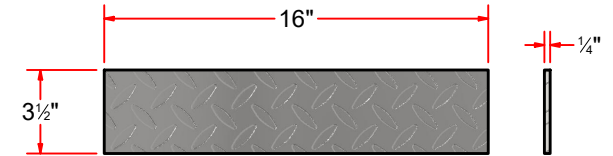
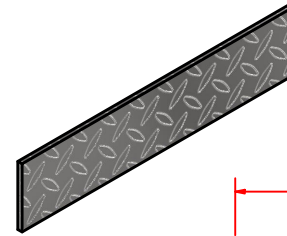

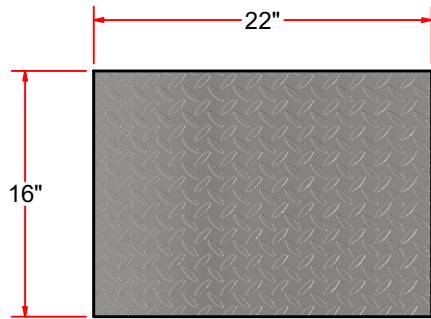
SIZE  
A

EST WEIGHT:

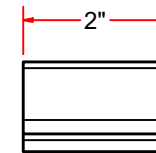
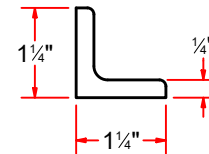
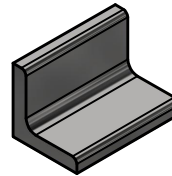
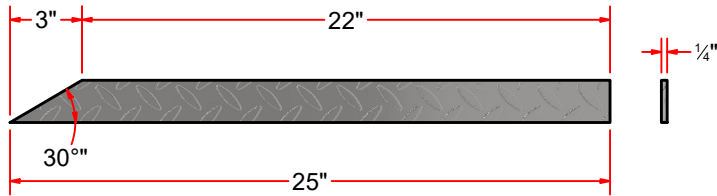
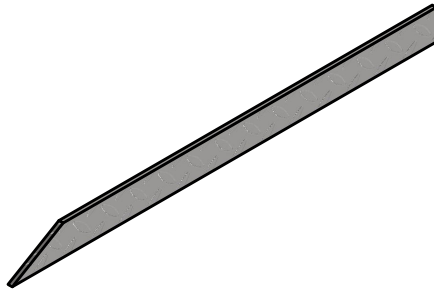
SHEET 44 of 57

PATH: L:\Designs\Product Lines\Conveyors\BCN5 - 36" Belt\Parts\BCN5 - Gear Drive Cover\Parts\BCN5-GDC-00.ipt

# GEAR DRIVE COVER - Parts



Angle #1/4" x 1 1/4" x 1 1/4" x 5" LG.



Angle #1/4" x 1 1/4" x 1 1/4" x 2" LG.



AVW EQUIPMENT CO., INC.  
105 S. 9TH AVENUE  
MAYWOOD, IL 60153  
Tel: 708-343-7738 Fax: 708-343-9065  
WWW.AVWEQUIPMENT.COM

## - COMPANY PROPRIETARY NOTE -

THIS DRAWING AND ITS DESIGNS ARE PROPERTY OF AVW EQUIPMENT CO. & IT IS NOT TO BE USED OR REPRODUCED WITHOUT THE PERMISSION FROM AVW CO.

DRAWN BY

Jose

CUSTOMER: AVW EQUIPMENT CO.

CHECKED BY

PROJECT: BCN5 - 36" DUAL BELT CONVEYOR

QTY

DESCRIPTION: Diamond Plate #1/4" x 16" x 22" LG.

RELEASE DATE

3/18/2020

PART NUMBER: BCN3AP-0714B

REV# 4

DIMENSION ARE IN INCHES & PROVIDED PRIOR TO SURFACE TREATMENTS, UNLESS NOTED.

SIZE A

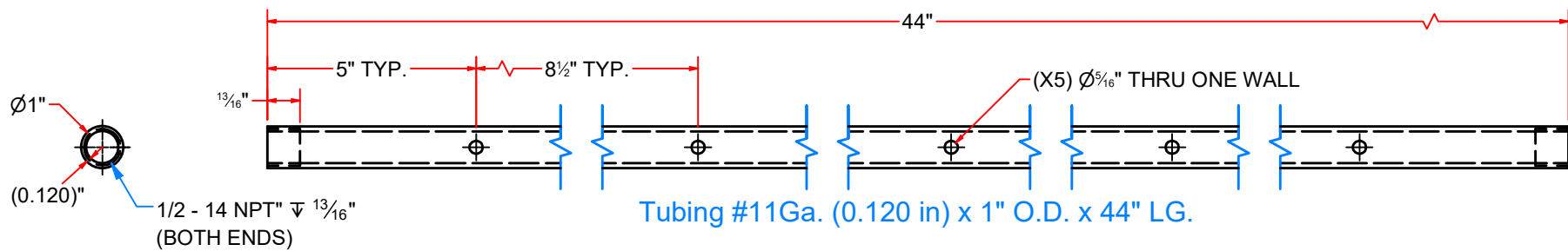
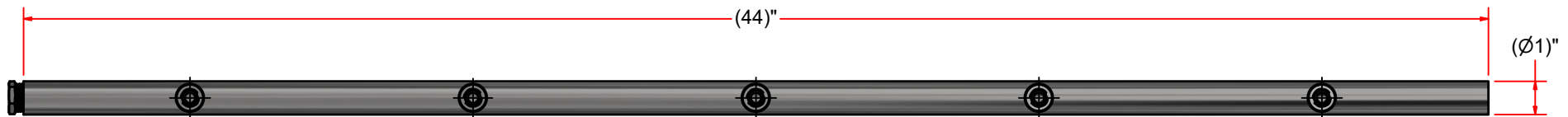
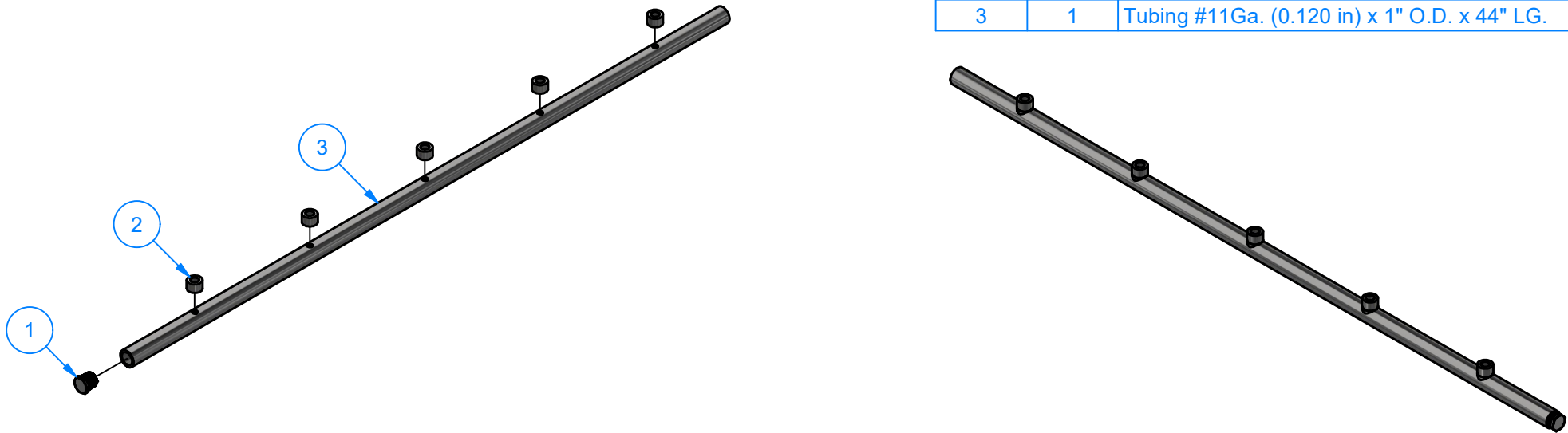
EST WEIGHT:

SHEET 45 of 57

PATH:L:\Designs\Product Lines\Conveyors\BCN5 - 36" Belt\Parts\BCN5 - Gear Drive Cover\Parts\BCN5-GDC-01.ipt

# WA1LAA-44 - 44" MANIFOLD ASSEMBLY

Parts List		
ITEM	QTY	DESCRIPTION
1	1	1/2" NPT SS HOLLOW HEX PLUG
2	5	1/4" Half Coupling
3	1	Tubing #11Ga. (0.120 in) x 1" O.D. x 44" LG.



AVW EQUIPMENT CO., INC.  
105 S. 9TH AVENUE  
MAYWOOD, IL 60153  
Tel: 708-343-7738 Fax: 708-343-9065  
WWW.AVWEQUIPMENT.COM

## - COMPANY PROPRIETARY NOTE -

THIS DRAWING AND ITS DESIGNS ARE PROPERTY OF AVW EQUIPMENT CO. & IT IS NOT TO BE USED OR REPRODUCED WITHOUT THE PERMISSION FROM AVW CO.

DRAWN BY

Jose

CUSTOMER: AVW EQUIPMENT CO.

CHECKED BY

PROJECT: BCN5 - 36" DUAL BELT CONVEYOR

QTY

DESCRIPTION: 44" MANIFOLD ASSEMBLY

RELEASE DATE

3/18/2020

PART NUMBER: WA1LAA-44

REV# 4

DIMENSION ARE IN INCHES & PROVIDED PRIOR TO SURFACE TREATMENTS, UNLESS NOTED.

SIZE A

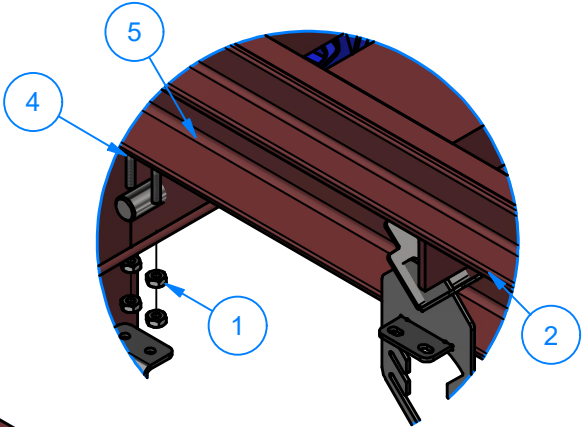
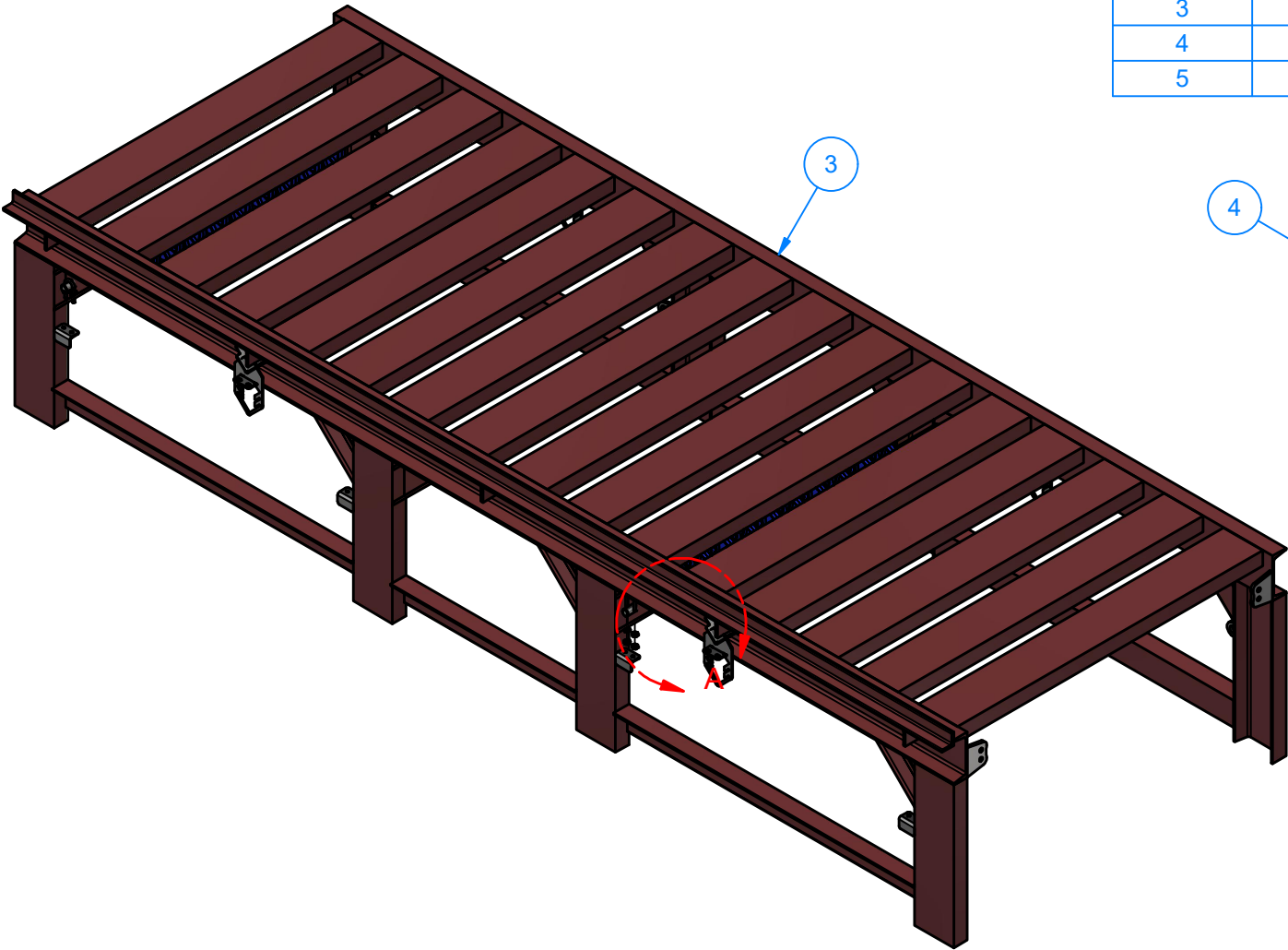
EST WEIGHT: 5 lbmass

SHEET 46 of 57

PATH:L:\Designs\Product Lines\Conveyors\BCN5 - 36" Belt\Parts\BCN5 - Spray Manifold 44in\BCN5-SM44in.iam

BCN5C - MIDDLE SECTION

Parts List		
ITEM	QTY	DESCRIPTION
1	8	1/4"-20 Hex Nut
2	2	DRAIN TROUGH
3	1	MIDDLE SECTION FRAME
4	2	Round U-Bolt D 1/4" x 3/4" x 2 1/4" L
5	2	SUPPORT ROLLER



DETAIL A

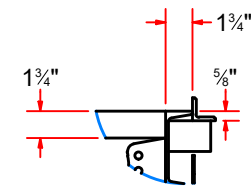
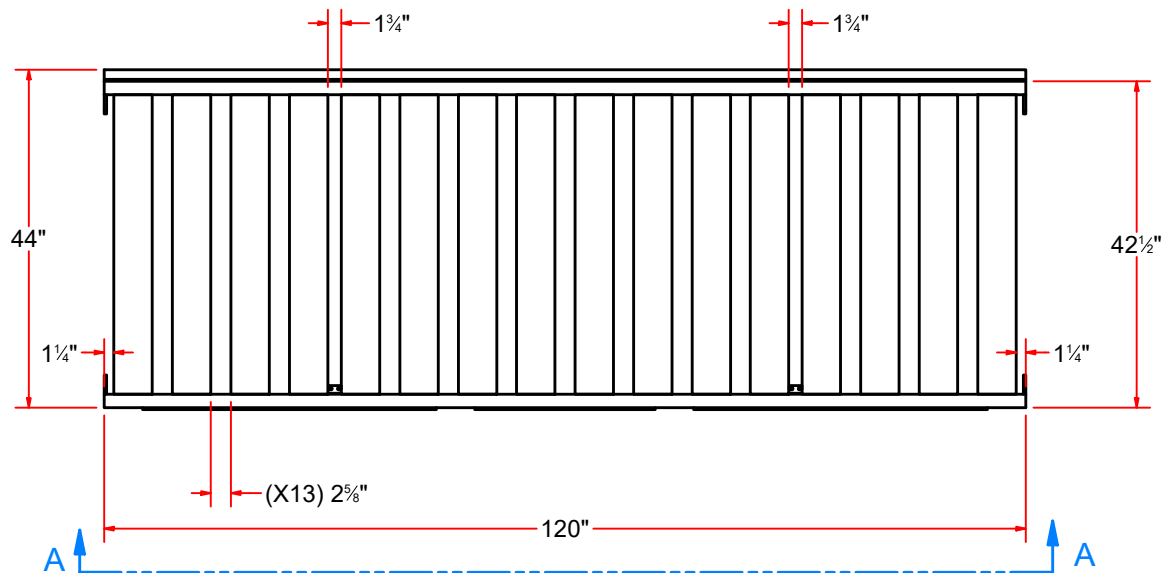


AVW EQUIPMENT CO., INC.  
105 S. 9TH AVENUE  
MAYWOOD, IL 60153  
Tel: 708-343-7738 Fax: 708-343-9065  
WWW.AVWEQUIPMENT.COM

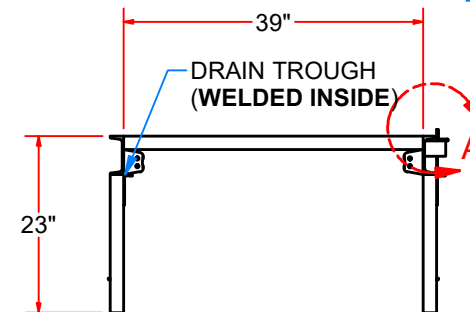
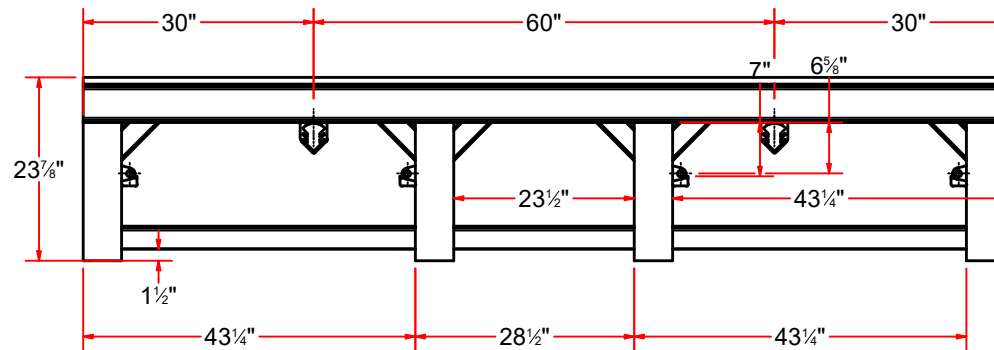
- COMPANY PROPRIETARY NOTE -  
THIS DRAWING AND ITS DESIGNS ARE PROPERTY OF AVW EQUIPMENT CO. &  
IT IS NOT TO BE USED OR REPRODUCED WITHOUT THE PERMISSION FROM AVW CO.

DRAWN BY	Jose	CUSTOMER: AVW EQUIPMENT CO.	
CHECKED BY		PROJECT: BCN5 - 36" DUAL BELT CONVEYOR	
QTY		DESCRIPTION: MIDDLE SECTION	
RELEASE DATE	3/18/2020	PART NUMBER: BCN5C	REV# 4
DIMENSION ARE IN INCHES & PROVIDED PRIOR TO SURFACE TREATMENTS, UNLESS NOTED.		SIZE A	EST WEIGHT: 703 lbmass
			SHEET 47 of 57

# BCN5CA - MIDDLE SECTION FRAME



DETAIL A



AVW EQUIPMENT CO., INC.  
105 S. 9TH AVENUE  
MAYWOOD, IL 60153  
Tel: 708-343-7738 Fax: 708-343-9065  
WWW.AVWEQUIPMENT.COM

## - COMPANY PROPRIETARY NOTE -

THIS DRAWING AND ITS DESIGNS ARE PROPERTY OF AVW EQUIPMENT CO. & IT IS NOT TO BE USED OR REPRODUCED WITHOUT THE PERMISSION FROM AVW CO.

DRAWN BY

Jose

CUSTOMER: AVW EQUIPMENT CO.

CHECKED BY

PROJECT: BCN5 - 36" DUAL BELT CONVEYOR

QTY

DESCRIPTION: MIDDLE SECTION FRAME

RELEASE DATE

3/18/2020

PART NUMBER: BCN5CA

REV# 4

DIMENSION ARE IN INCHES & PROVIDED PRIOR TO SURFACE TREATMENTS, UNLESS NOTED.

SIZE A

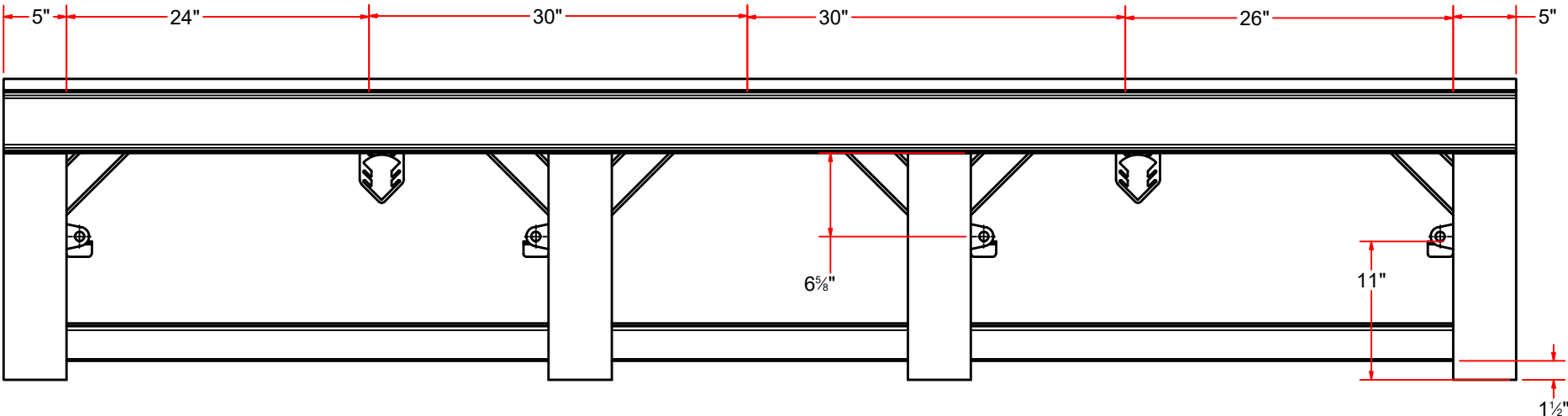
EST WEIGHT: 684 lbmass

SHEET 48 of 57


PATH: L:\Designs\Product Lines\Conveyors\BCN5 - 36" Belt\BCN5 - Middle Section\BCN5 - Middle Section.iam



BCN5CA - MIDDLE SECTION FRAME

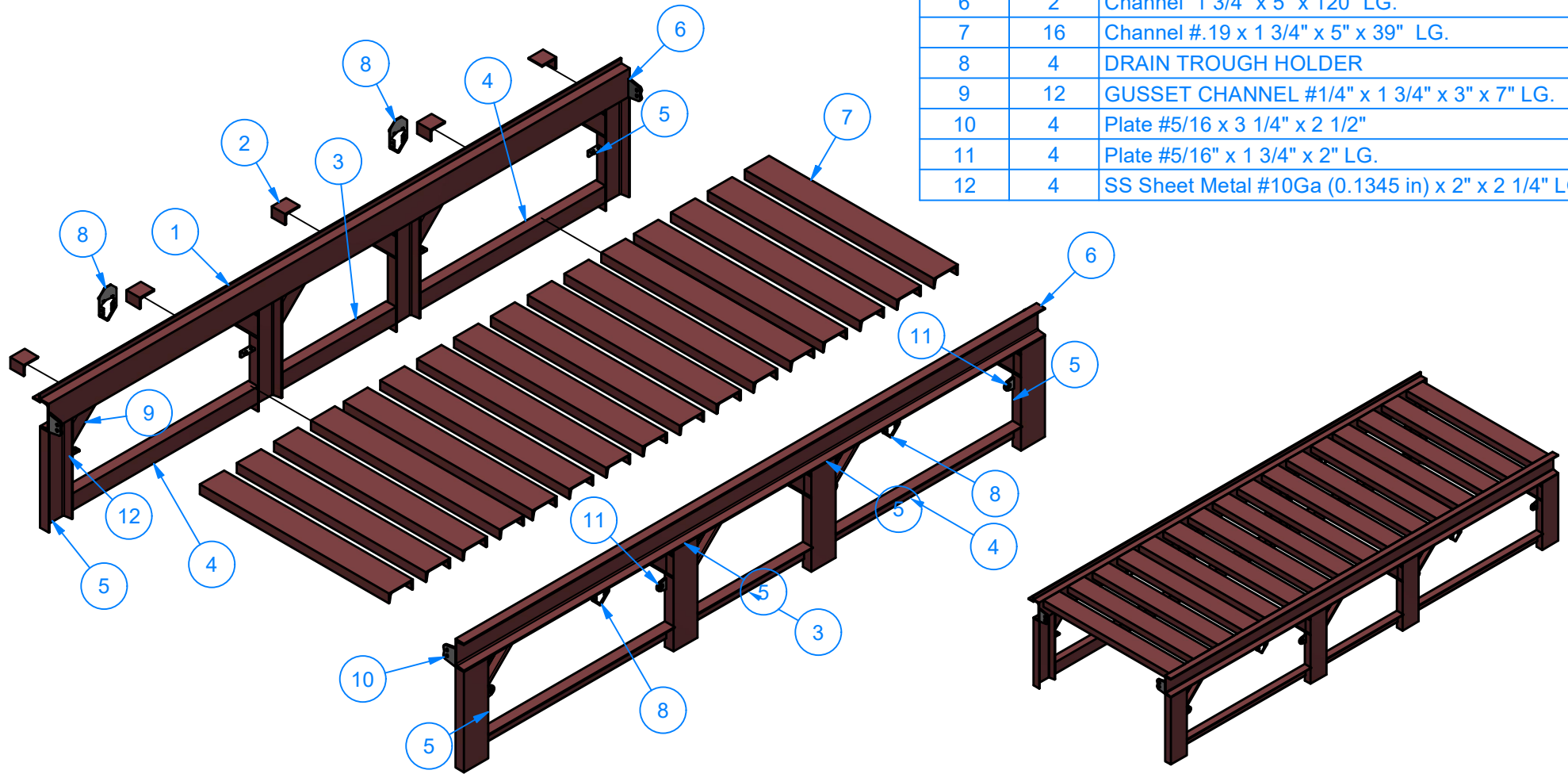


VIEW A-A

 <div>AVW EQUIPMENT CO., INC. 105 S. 9TH AVENUE MAYWOOD, IL 60153 Tel: 708-343-7738 Fax: 708-343-9065 WWW.AVWEQUIPMENT.COM</div>	DRAWN BY	Jose	CUSTOMER: AVW EQUIPMENT CO.		
	CHECKED BY		PROJECT: BCN5 - 36" DUAL BELT CONVEYOR		
	QTY		DESCRIPTION: MIDDLE SECTION FRAME		
<div>- COMPANY PROPRIETARY NOTE - THIS DRAWING AND ITS DESIGNS ARE PROPERTY OF AVW EQUIPMENT CO. &amp; IT IS NOT TO BE USED OR REPRODUCED WITHOUT THE PERMISSION FROM AVW CO.</div>	RELEASE DATE	3/18/2020	PART NUMBER: BCN5CA		REV# 4
	DIMENSION ARE IN INCHES & PROVIDED PRIOR TO SURFACE TREATMENTS, UNLESS NOTED.		SIZE A	EST WEIGHT: 684 lbmass	SHEET 49 of 57
PATH:L:\Designs\Product Lines\Conveyors\BCN5 - 36" Belt\BCN5 - Middle Section\BCN5 - Middle Section.iam					



# BCN5CA - MIDDLE SECTION FRAME



Parts List		
ITEM	QTY	DESCRIPTION
1	1	Angle #1/4" x 1 1/2" x 1 1/2" x 120" LG.
2	5	Angle #1/4" x 2" x 3" x 2 3/4" LG
3	2	Angle #1/4" x 2" x 3" 23 1/2" LG.
4	4	Angle #1/4" x 2" x 3" x 38 1/4" LG.
5	8	Channel 1 3/4" x 5" x 18" LG.
6	2	Channel 1 3/4" x 5" x 120" LG.
7	16	Channel #.19 x 1 3/4" x 5" x 39" LG.
8	4	DRAIN TROUGH HOLDER
9	12	GUSSET CHANNEL #1/4" x 1 3/4" x 3" x 7" LG.
10	4	Plate #5/16 x 3 1/4" x 2 1/2"
11	4	Plate #5/16" x 1 3/4" x 2" LG.
12	4	SS Sheet Metal #10Ga (0.1345 in) x 2" x 2 1/4" LG.

## CUT TOLERANCE:

+ .000  
- .125



AVW EQUIPMENT CO., INC.  
105 S. 9TH AVENUE  
MAYWOOD, IL 60153  
Tel: 708-343-7738 Fax: 708-343-9065  
WWW.AVWEQUIPMENT.COM

**- COMPANY PROPRIETARY NOTE -**  
THIS DRAWING AND ITS DESIGNS ARE PROPERTY OF AVW EQUIPMENT CO. &  
IT IS NOT TO BE USED OR REPRODUCED WITHOUT THE PERMISSION FROM AVW CO.

DRAWN BY

Jose

CUSTOMER: AVW EQUIPMENT CO.

CHECKED BY

PROJECT: BCN5 - 36" DUAL BELT CONVEYOR

QTY

DESCRIPTION: MIDDLE SECTION FRAME

RELEASE  
DATE

3/18/2020

PART NUMBER: BCN5CA

REV# 4

DIMENSION ARE IN INCHES & PROVIDED PRIOR  
TO SURFACE TREATMENTS, UNLESS NOTED.

SIZE  
A

EST WEIGHT: 684 lbmass

SHEET 50 of 57

PATH: L:\Designs\Product Lines\Conveyors\BCN5 - 36" Belt\BCN5 - Middle Section\BCN5 - Middle Section.iam

# FRAME PARTS

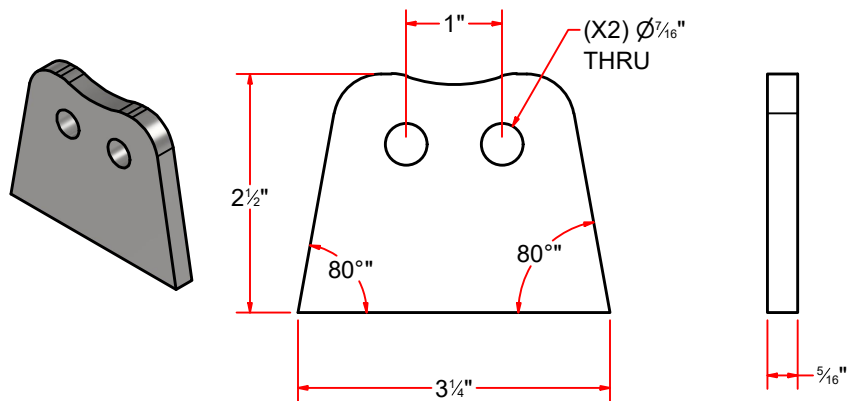
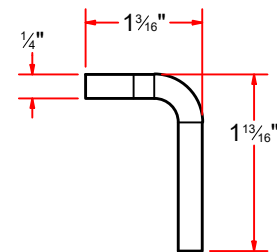
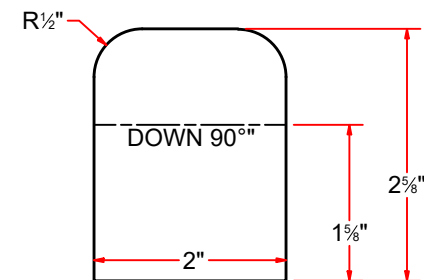


Plate #5/16 x 3 1/4" x 2 1/2"

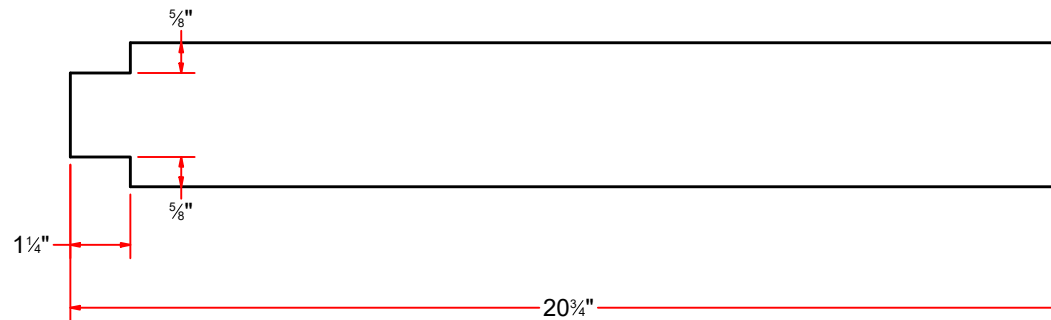



FORMED



FLAT PATTERN

Diamond Plate #1/4" x 2 5/8" x 2" LG.



Channel #.19 x 1 1/2" x 3" x 20 3/4" LG.



AVW EQUIPMENT CO., INC.  
105 S. 9TH AVENUE  
MAYWOOD, IL 60153  
Tel: 708-343-7738 Fax: 708-343-9065  
WWW.AVWEQUIPMENT.COM

## - COMPANY PROPRIETARY NOTE -

THIS DRAWING AND ITS DESIGNS ARE PROPERTY OF AVW EQUIPMENT CO. & IT IS NOT TO BE USED OR REPRODUCED WITHOUT THE PERMISSION FROM AVW CO.

PATH:L:\Libraries\Productivity\Conveyor\Conveyor Frames\Parts\BCN-05A.ipt

DRAWN BY

Jose

CUSTOMER: AVW EQUIPMENT CO.

CHECKED BY

PROJECT: BCN5 - 36" DUAL BELT CONVEYOR

QTY

DESCRIPTION: Diamond Plate #1/4" x 2 5/8" x 2" LG.

RELEASE DATE

3/18/2020

PART NUMBER: BCN3CAE

REV# 4

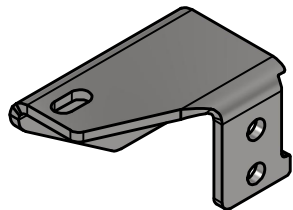
DIMENSION ARE IN INCHES & PROVIDED PRIOR TO SURFACE TREATMENTS, UNLESS NOTED.

SIZE A

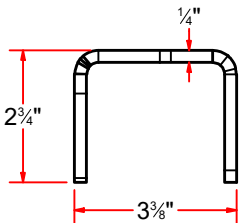
EST WEIGHT:

SHEET 51 of 57

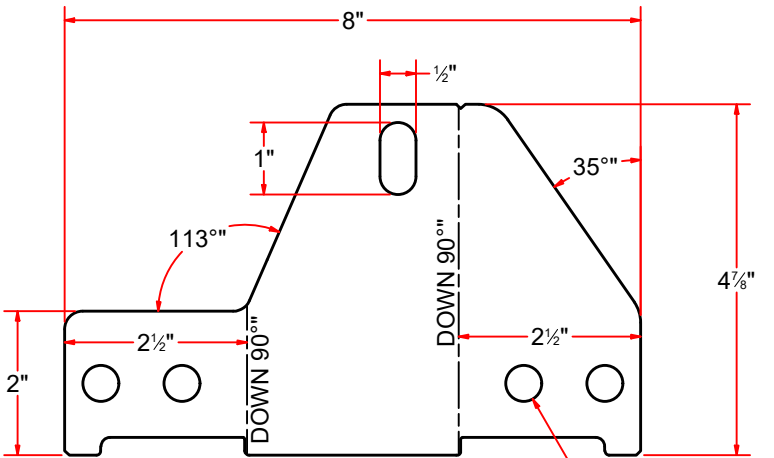
FRAME PARTS



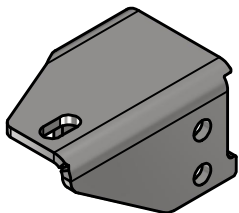
BCN3DB



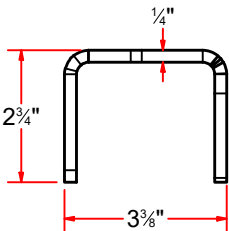
FORMED



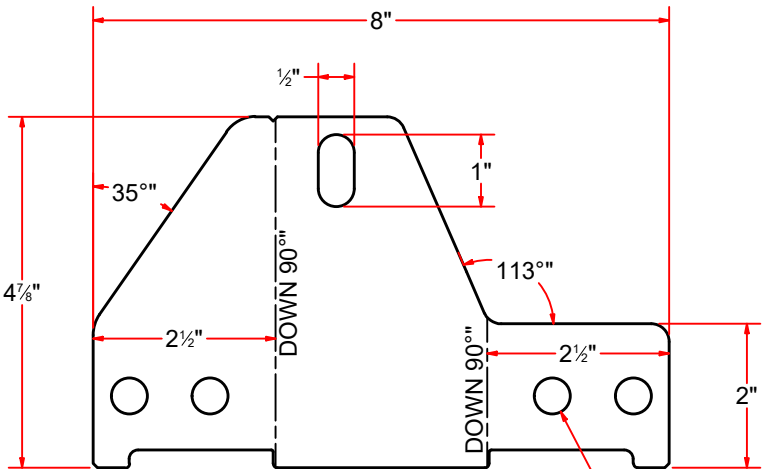
FLAT PATTERN



BCN3DA



FORMED



FLAT PATTERN

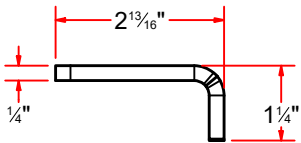
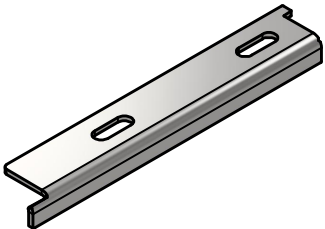


AVW EQUIPMENT CO., INC.  
105 S. 9TH AVENUE  
MAYWOOD, IL 60153  
Tel: 708-343-7738 Fax: 708-343-9065  
WWW.AVWEQUIPMENT.COM

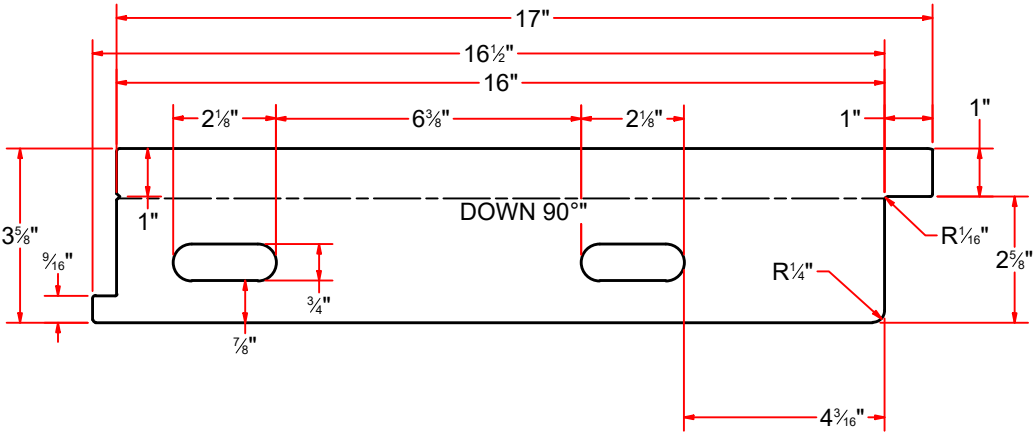
- COMPANY PROPRIETARY NOTE -  
THIS DRAWING AND ITS DESIGNS ARE PROPERTY OF AVW EQUIPMENT CO. &  
IT IS NOT TO BE USED OR REPRODUCED WITHOUT THE PERMISSION FROM AVW CO.

DRAWN BY	Jose	CUSTOMER: AVW EQUIPMENT CO.	
CHECKED BY		PROJECT: BCN5 - 36" DUAL BELT CONVEYOR	
QTY		DESCRIPTION: REMOVABLE TRANSFER PLATE MOUNTING BRACKET [LEFT]	
RELEASE DATE	3/18/2020	PART NUMBER: BCN3DB	REV# 4
DIMENSION ARE IN INCHES & PROVIDED PRIOR TO SURFACE TREATMENTS, UNLESS NOTED.		SIZE A	EST WEIGHT: SHEET 52 of 57

FRAME PARTS

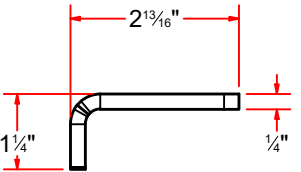
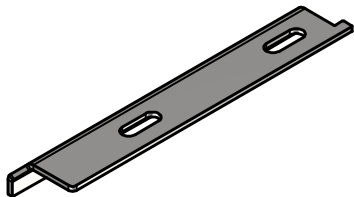


FORMED

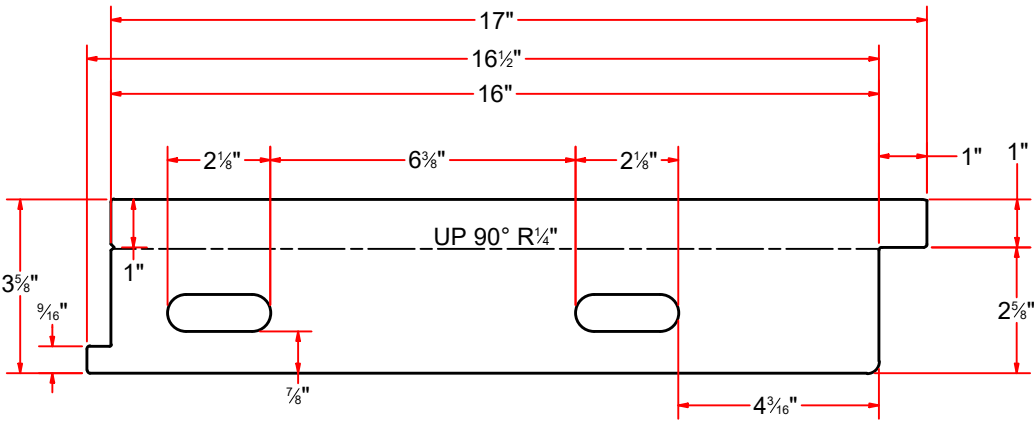


FLAT PATTERN

Plate # (1/4") x 3 5/8" x 17 1/2" LG.



FORMED



FLAT PATTERN

Plate # (1/4") x 3 5/8" x 17 1/2" LG.



AVW EQUIPMENT CO., INC.  
105 S. 9TH AVENUE  
MAYWOOD, IL 60153  
Tel: 708-343-7738 Fax: 708-343-9065  
WWW.AVWEQUIPMENT.COM

- COMPANY PROPRIETARY NOTE -  
THIS DRAWING AND ITS DESIGNS ARE PROPERTY OF AVW EQUIPMENT CO. &  
IT IS NOT TO BE USED OR REPRODUCED WITHOUT THE PERMISSION FROM AVW CO.

PATH: L:\Libraries\Productivity\Conveyor\Conveyor Frames\Parts\BCN-10A.ipt

DRAWN BY	Jose	CUSTOMER: AVW EQUIPMENT CO.	
CHECKED BY		PROJECT: BCN5 - 36" DUAL BELT CONVEYOR	
QTY		DESCRIPTION: Plate # (1/4") x 3 5/8" x 17 1/2" LG.	
RELEASE DATE	3/18/2020	PART NUMBER: BCN3AAB	REV# 4
DIMENSION ARE IN INCHES & PROVIDED PRIOR TO SURFACE TREATMENTS, UNLESS NOTED.		SIZE A	EST WEIGHT: SHEET 53 of 57

# FRAME PARTS

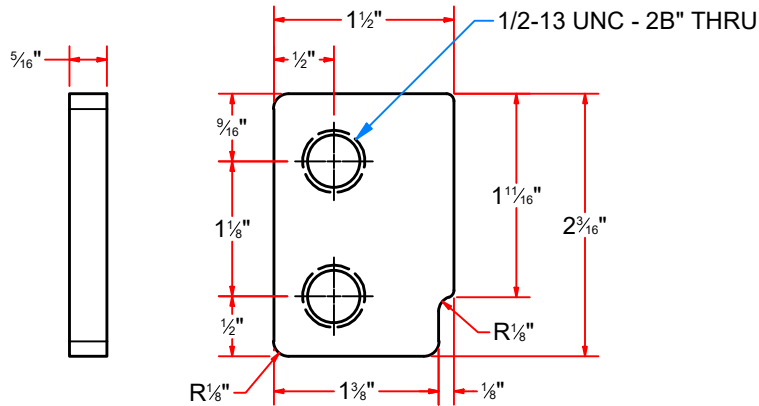
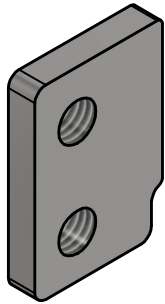


Plate #5/16" x 1 1/2" x 2 3/16" LG.

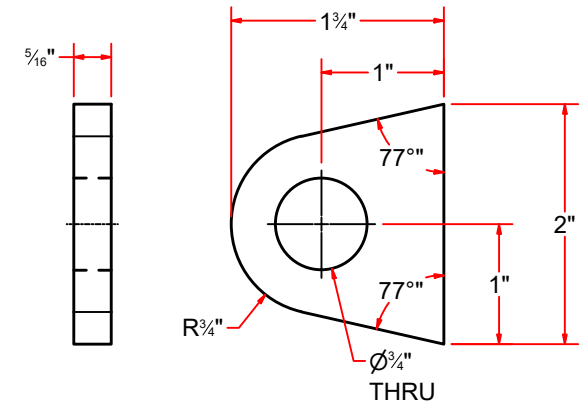
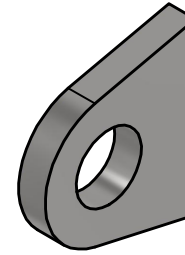


Plate #5/16" x 1 3/4" x 2" LG.

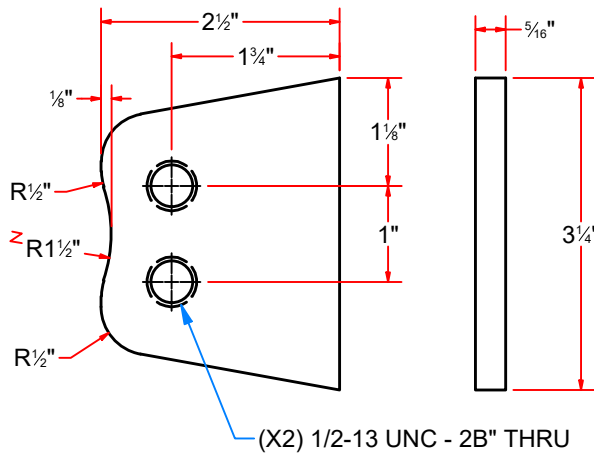
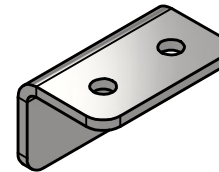
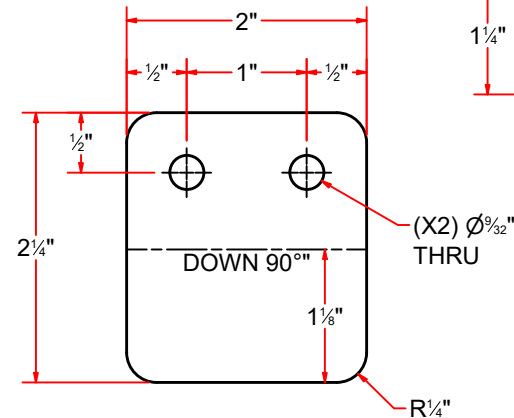
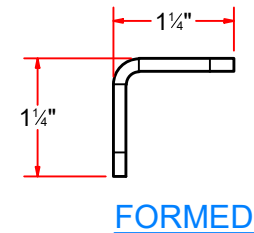


Plate #5/16" x 2 1/2" x 3 1/4" LG.



FLAT PATTERN

SS Sheet Metal #10Ga (0.1345 in) x 2" x 2 1/4" LG.



AVW EQUIPMENT CO., INC.  
105 S. 9TH AVENUE  
MAYWOOD, IL 60153  
Tel: 708-343-7738 Fax: 708-343-9065  
WWW.AVWEQUIPMENT.COM

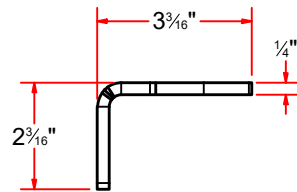
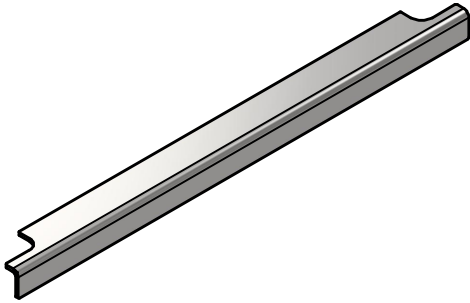
## - COMPANY PROPRIETARY NOTE -

THIS DRAWING AND ITS DESIGNS ARE PROPERTY OF AVW EQUIPMENT CO. & IT IS NOT TO BE USED OR REPRODUCED WITHOUT THE PERMISSION FROM AVW CO.

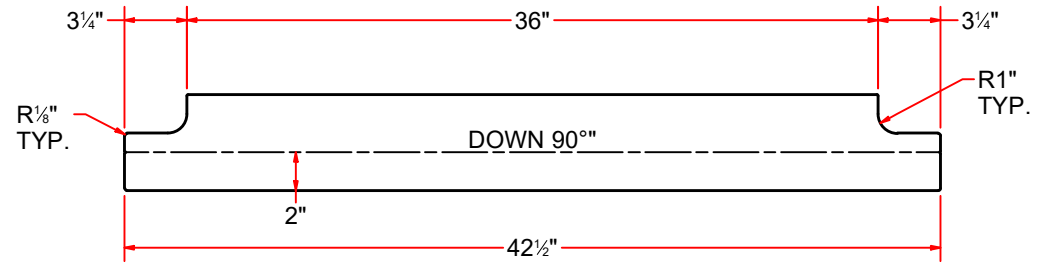
PATH:L:\Libraries\Productivity\Conveyor\Conveyor Frames\Parts\BCN-01A.ipt

DRAWN BY	Jose	CUSTOMER: AVW EQUIPMENT CO.	
CHECKED BY		PROJECT: BCN5 - 36" DUAL BELT CONVEYOR	
QTY		DESCRIPTION: Plate #5/16" x 1 1/2" x 2 3/16" LG.	
RELEASE DATE	3/18/2020	PART NUMBER: BCN3BAA	REV# 4
DIMENSION ARE IN INCHES & PROVIDED PRIOR TO SURFACE TREATMENTS, UNLESS NOTED.		SIZE A	EST WEIGHT: SHEET 54 of 57

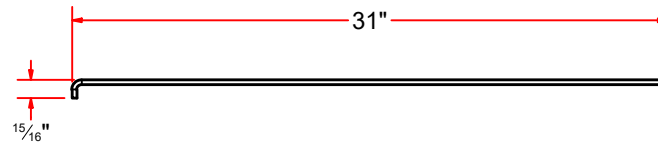

## FRAME - Parts



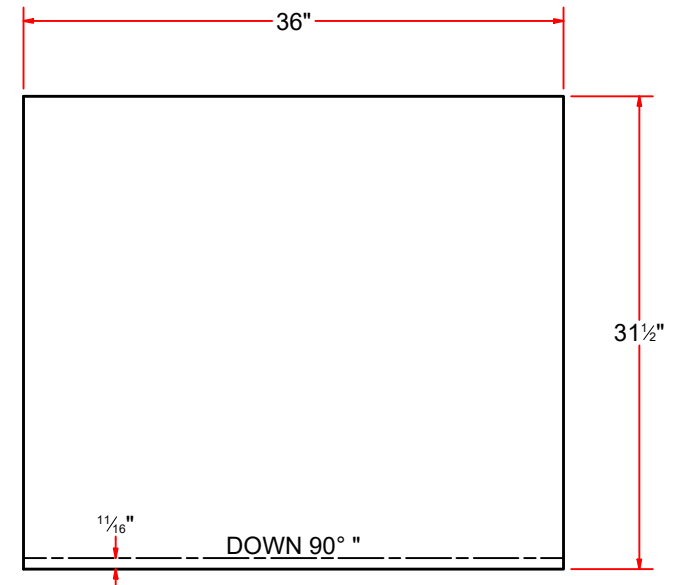
FORMED



FLAT PATTERN



FORMED



FLAT PATTERN



AVW EQUIPMENT CO., INC.  
105 S. 9TH AVENUE  
MAYWOOD, IL 60153  
Tel: 708-343-7738 Fax: 708-343-9065  
WWW.AVWEQUIPMENT.COM

### - COMPANY PROPRIETARY NOTE -

THIS DRAWING AND ITS DESIGNS ARE PROPERTY OF AVW EQUIPMENT CO. & IT IS NOT TO BE USED OR REPRODUCED WITHOUT THE PERMISSION FROM AVW CO.

DRAWN BY

Jose

CUSTOMER: AVW EQUIPMENT CO.

CHECKED BY

PROJECT: BCN5 - 36" DUAL BELT CONVEYOR

QTY

DESCRIPTION: Plate #1/4" x 5" x 42 1/2" LG.

RELEASE DATE

3/18/2020

PART NUMBER: BCN5-04A

REV# 4

DIMENSION ARE IN INCHES & PROVIDED PRIOR TO SURFACE TREATMENTS, UNLESS NOTED.

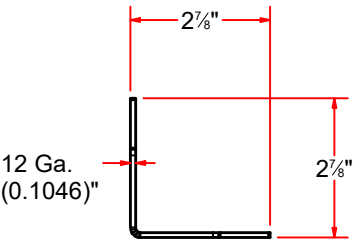
SIZE  
A

EST WEIGHT:

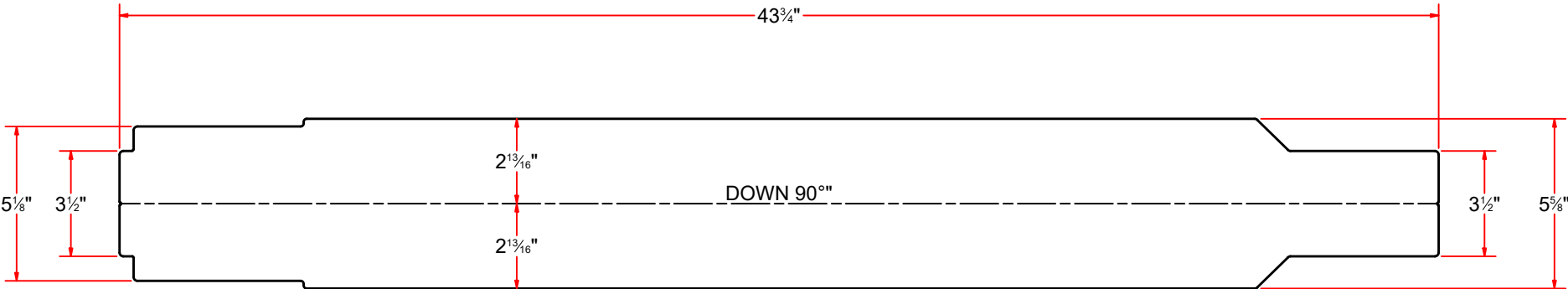

SHEET 55 of 57

PATH: L:\Libraries\Productivity\Conveyor\Conveyor Frames\BCN5 - 36in Dual Belt Conveyor\Parts\BCN5-04A.ipt


BCN5CA8 - DRAIN TROUGH



FORMED

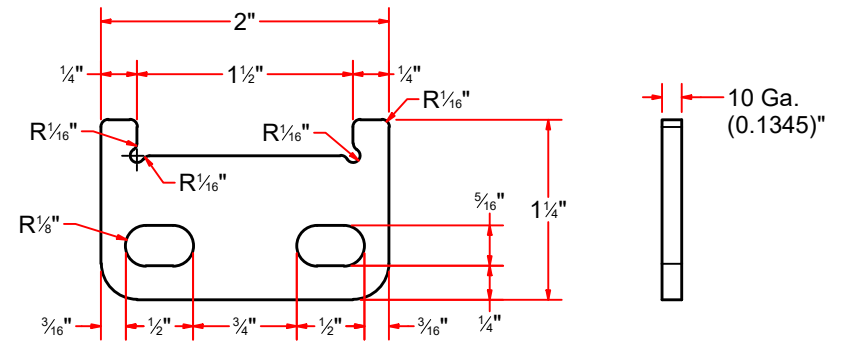
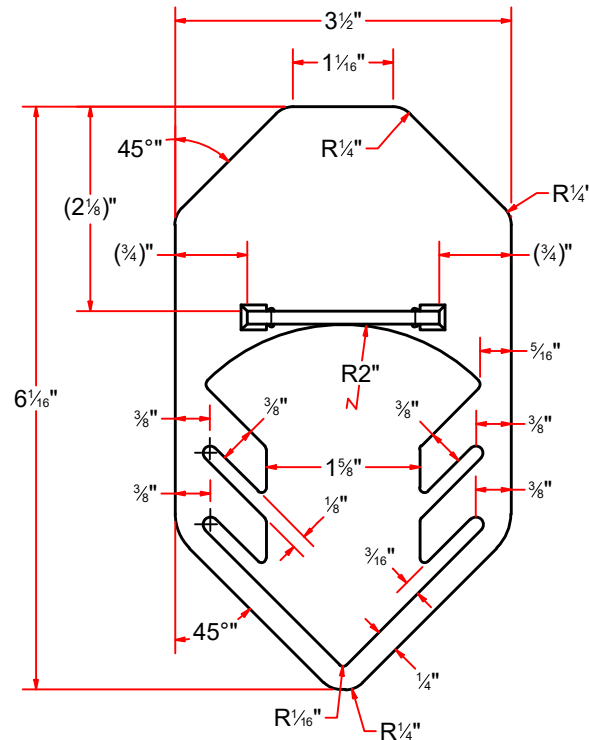
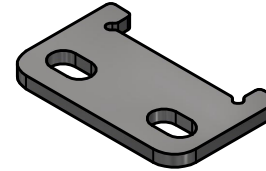
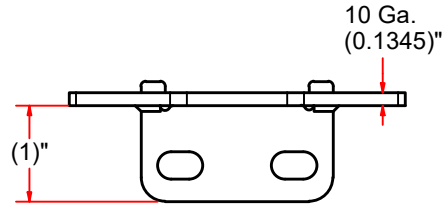
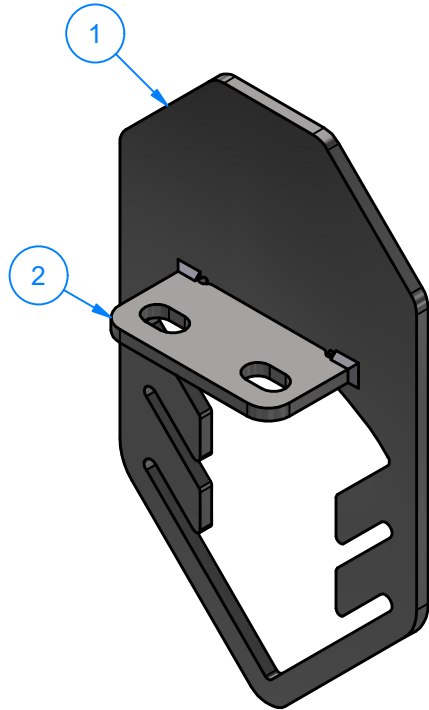


FLAT PATTERN

 <div>AVW EQUIPMENT CO., INC. 105 S. 9TH AVENUE MAYWOOD, IL 60153 Tel: 708-343-7738 Fax: 708-343-9065 WWW.AVWEQUIPMENT.COM</div>	DRAWN BY	Jose	CUSTOMER: AVW EQUIPMENT CO.		
	CHECKED BY		PROJECT: BCN5 - 36" DUAL BELT CONVEYOR		
	QTY		DESCRIPTION: DRAIN TROUGH		
<div>- COMPANY PROPRIETARY NOTE - THIS DRAWING AND ITS DESIGNS ARE PROPERTY OF AVW EQUIPMENT CO. &amp; IT IS NOT TO BE USED OR REPRODUCED WITHOUT THE PERMISSION FROM AVW CO.</div>	RELEASE DATE	3/18/2020	PART NUMBER: BCN5CA8		REV# 4
	DIMENSION ARE IN INCHES & PROVIDED PRIOR TO SURFACE TREATMENTS, UNLESS NOTED.		SIZE A	EST WEIGHT:	SHEET 56 of 57
PATH:L:\Libraries\Productivity\Conveyor\Conveyor Frames\BCN5 - 36in Dual Belt Conveyor\Parts\BCN5CA8.ipt					



# BCN-3CA12-2021 - DRAIN TROUGH HOLDER



SS Sheet Metal #10Ga (0.1345 in) x 1 1/4" x 2" LG.



AVW EQUIPMENT CO., INC.  
105 S. 9TH AVENUE  
MAYWOOD, IL 60153  
Tel: 708-343-7738 Fax: 708-343-9065  
WWW.AVWEQUIPMENT.COM

## - COMPANY PROPRIETARY NOTE -

THIS DRAWING AND ITS DESIGNS ARE PROPERTY OF AVW EQUIPMENT CO. & IT IS NOT TO BE USED OR REPRODUCED WITHOUT THE PERMISSION FROM AVW CO.

DRAWN BY

Jose

CUSTOMER: AVW EQUIPMENT CO.

CHECKED BY

PROJECT: BCN5 - 36" DUAL BELT CONVEYOR

QTY

DESCRIPTION: DRAIN TROUGH HOLDER

RELEASE DATE

3/18/2020

PART NUMBER: BCN-3CA12-2021

REV# 4

DIMENSION ARE IN INCHES & PROVIDED PRIOR TO SURFACE TREATMENTS, UNLESS NOTED.

SIZE A

EST WEIGHT: 0 lbmass

SHEET 57 of 57

PATH: L:\Libraries\Productivity\Conveyor\Conveyor Frames\Parts\BCN - Drain Pan Holder\BCN-DPH.jam