



AVW SQ. Blower Frame 16' x 10'


BL1C16x10




AVW SQ. Blower Frame 16' x 10' - BL1C16x10



Top View



Side View



Front View

18 1/2" 147 1/2"

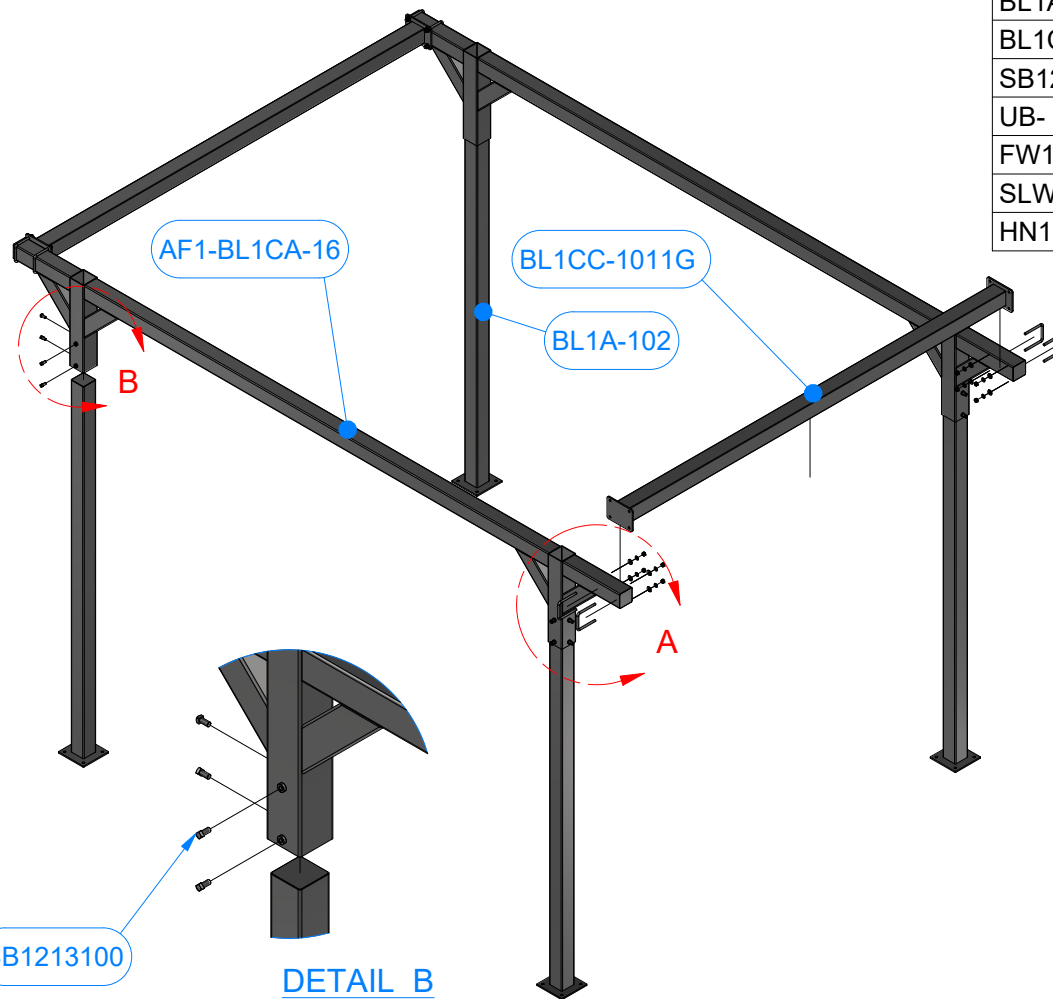
118 1/2"

120 1/2"

2 of 3



AVW SQ. Blower Frame 16' x 10' - BL1C16x10



Parts List		
PART NUMBER	QTY	DESCRIPTION
AF1-BL1CA-16	2	Blower Arch Brace 16' LG
BL1A-102	4	Leg Assembly 102"LG
BL1CC-1011G	2	Straight Blower Crossbar 10'
SB1213100	16	Square Bolt - 1/2"-13 UNC x 1"
UB- SQ050X400X625X1700	8	Square U Bolt D 1/2" x 4" x 6 1/4" LG
FW12	16	1/2" Flat Washer
SLW12	16	1/2" Split Lock Washer
HN1213	16	1/2" - 13 UNC Hex Nut

