

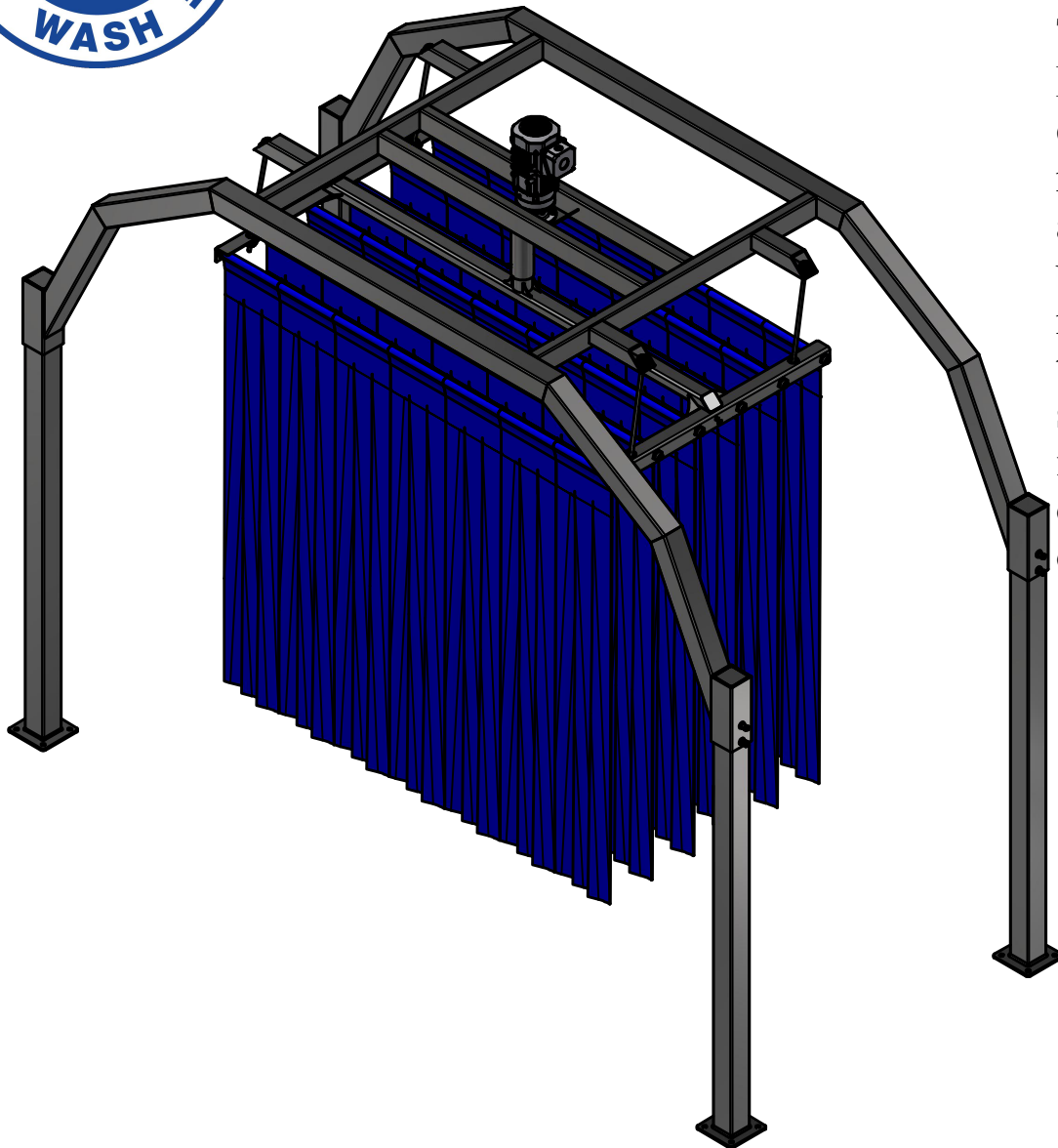


Octasquare Mitter Curtain [Electric Drive]

OT2-MC2-EL-0914



Octasquare Mitter Curtain [Electric Drive] - OT2-MC2-EL-0914

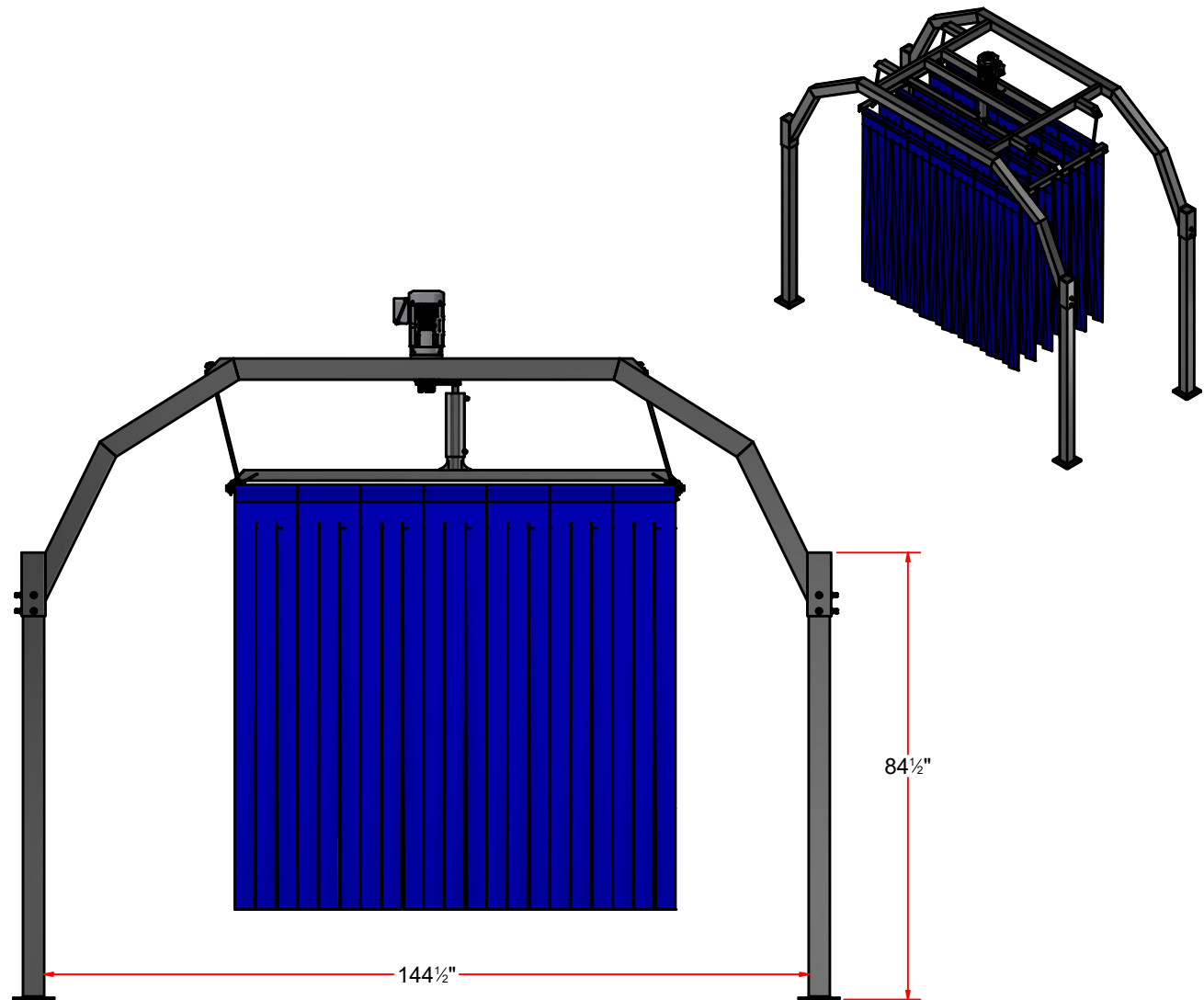
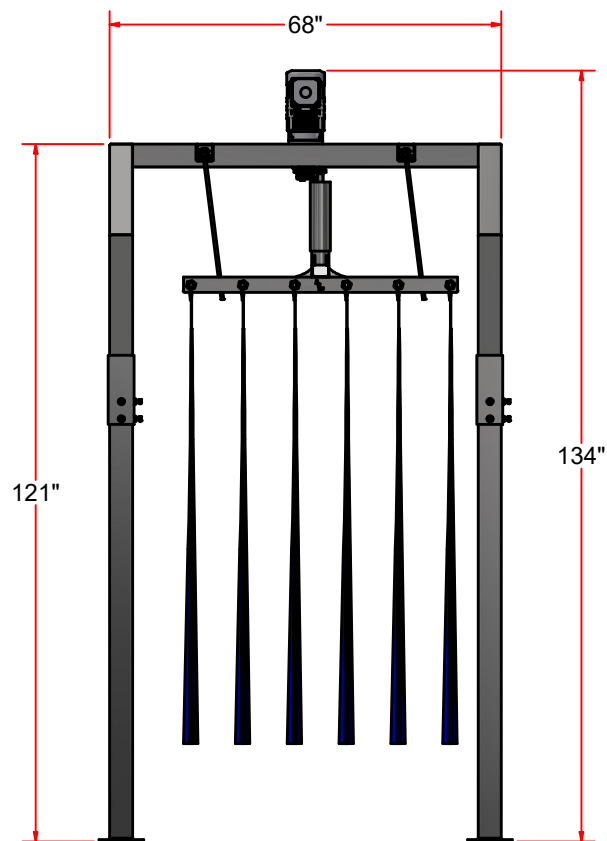


The **OCTASQUARE MITTER [ELECTRIC DRIVE]** operate on gravity. No complicated controls because of the design it can self adjust to most conveyor speed requirements. Simple design and low maintenance. The mitter curtain has a unique basket motion that provides aggressive motion on the vehicle surface not just at the top of the basket. It is constructed of high grade stainless steel. Telescopic height adjustment allows for easy installation even in settings with limited or obstructed heights. There are no bearings to grease on this unit.

Electric Motors for basket drive:
1.5 HP, 1700 RPM
Water: 1/2" NPT Outlet



Octasquare Mitter Curtain [Electric Drive] - OT2-MC2-EL-0914

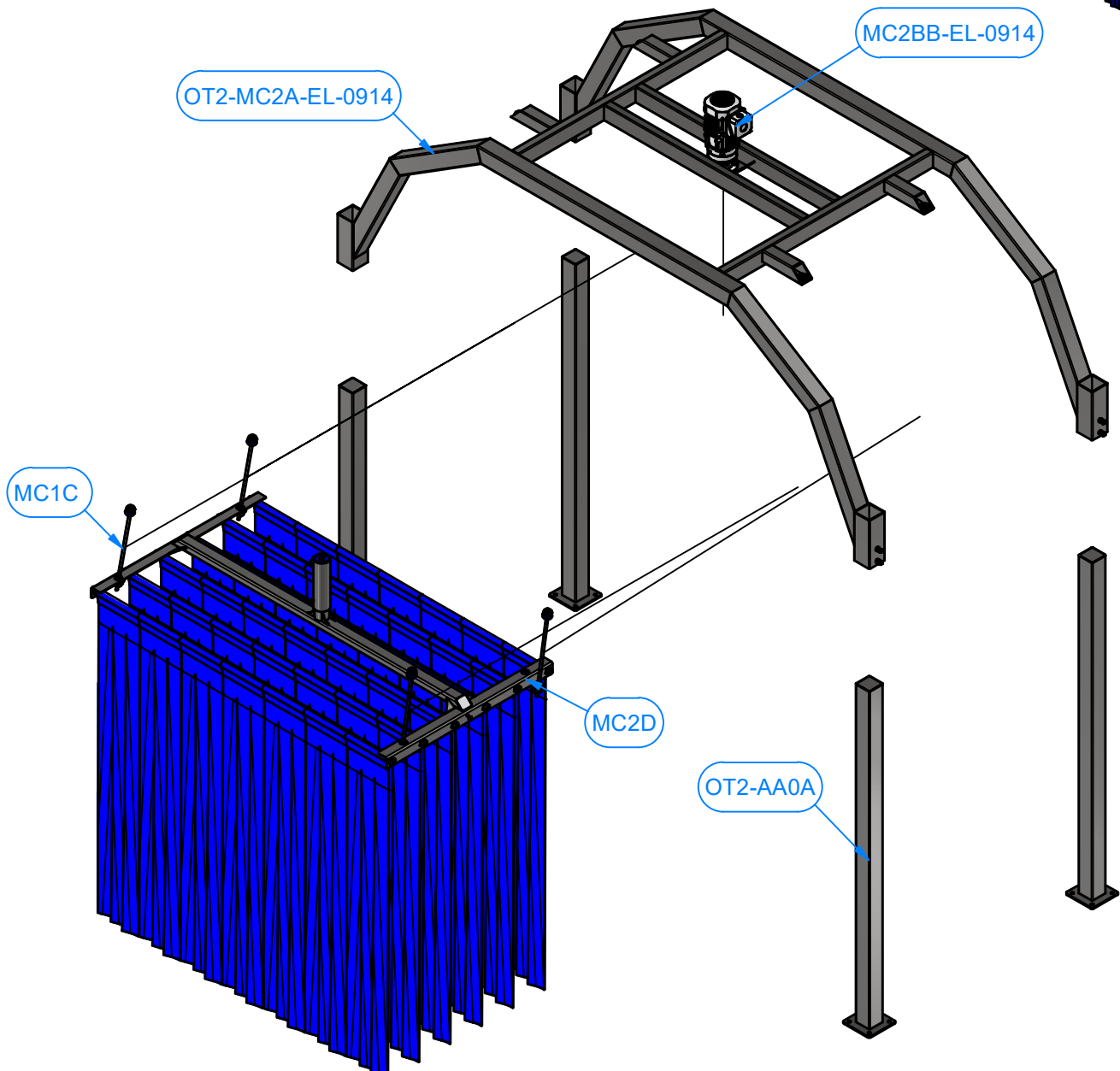
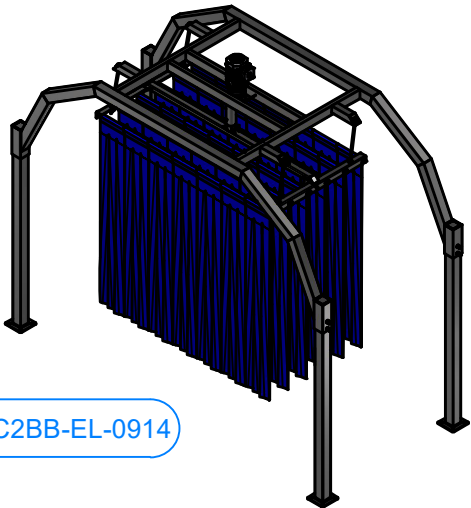


3 of 8



Octasquare Mitter Curtain [Electric Drive] - OT2-MC2-EL-0914

| Parts List | | |
|------------------|-----|--------------------------------------|
| PART NUMBER | QTY | DESCRIPTION |
| OT2-MC2A-EL-0914 | 1 | Octasquared Mitter Frame |
| OT2-AA0A | 4 | Octasquare Empty Arch Leg - 84" LG. |
| MC2D | 1 | Basket Assembly |
| MC2BB-EL-0914 | 1 | Basket Drive Assembly Electric |
| MC1C | 4 | Basket Support Rod Assembly - 27" LG |



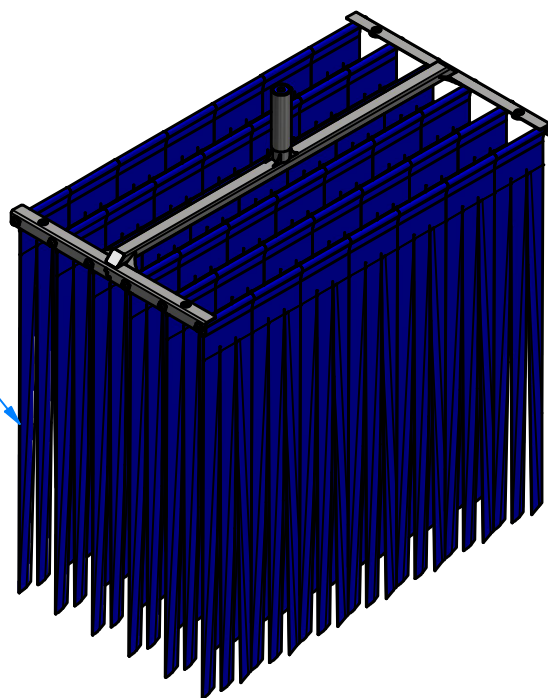


Basket Assembly - MC2D

Parts List

| PART NUMBER | QTY | DESCRIPTION |
|-------------|-----|-------------------------------|
| MC2DA | 1 | Full Mitter Basket Frame |
| MC2DCA | 6 | 86-1/2"L Mitter Curtain Rod |
| PLHN3410 | 24 | Plastic Hex Nut 3/4-10 |
| MC2DAE | 6 | Curtain Cloth |
| MC1DB | 1 | Sleeve Assembly-Mitter Basket |

MC2DAE

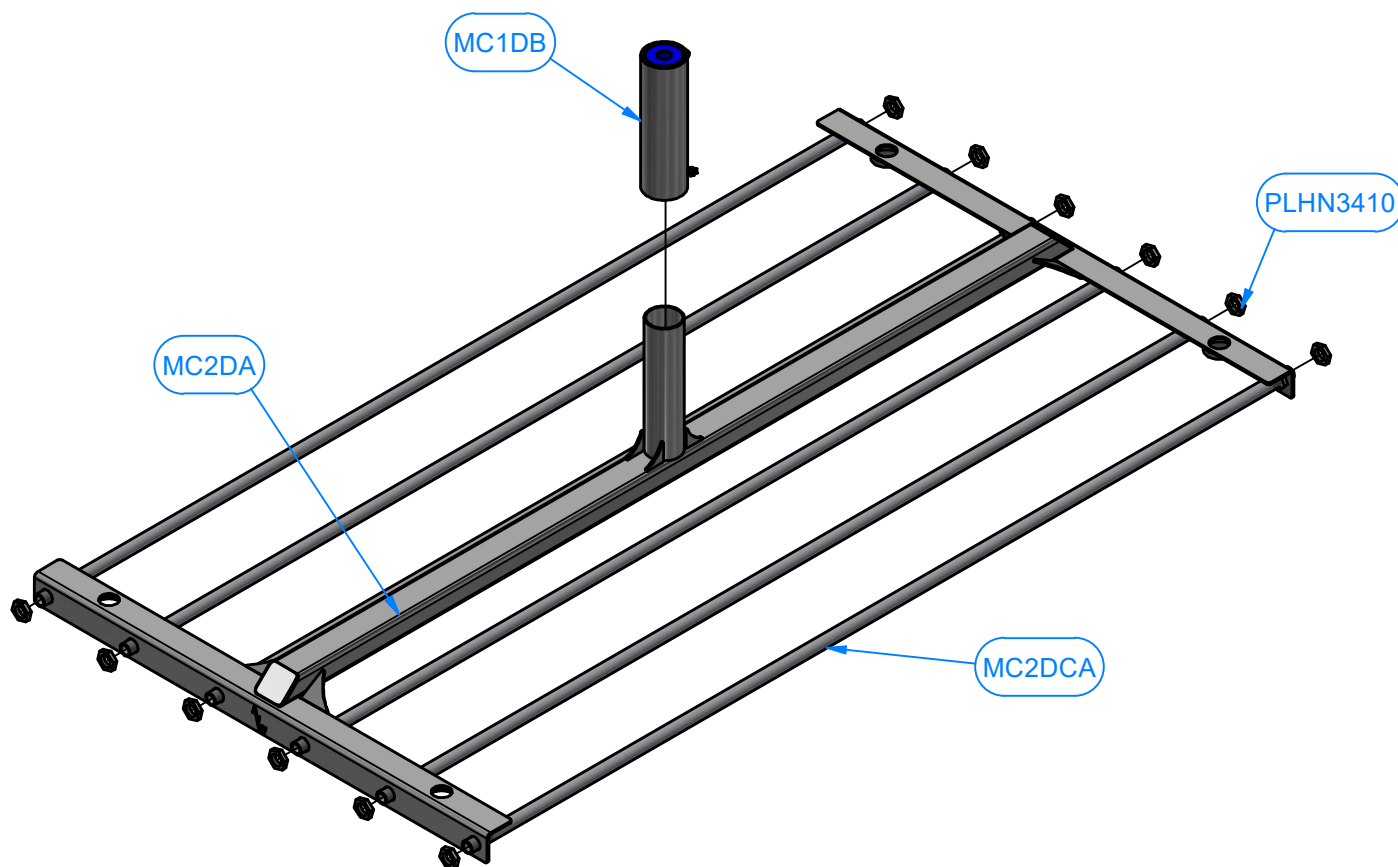


MC1DB

PLHN3410

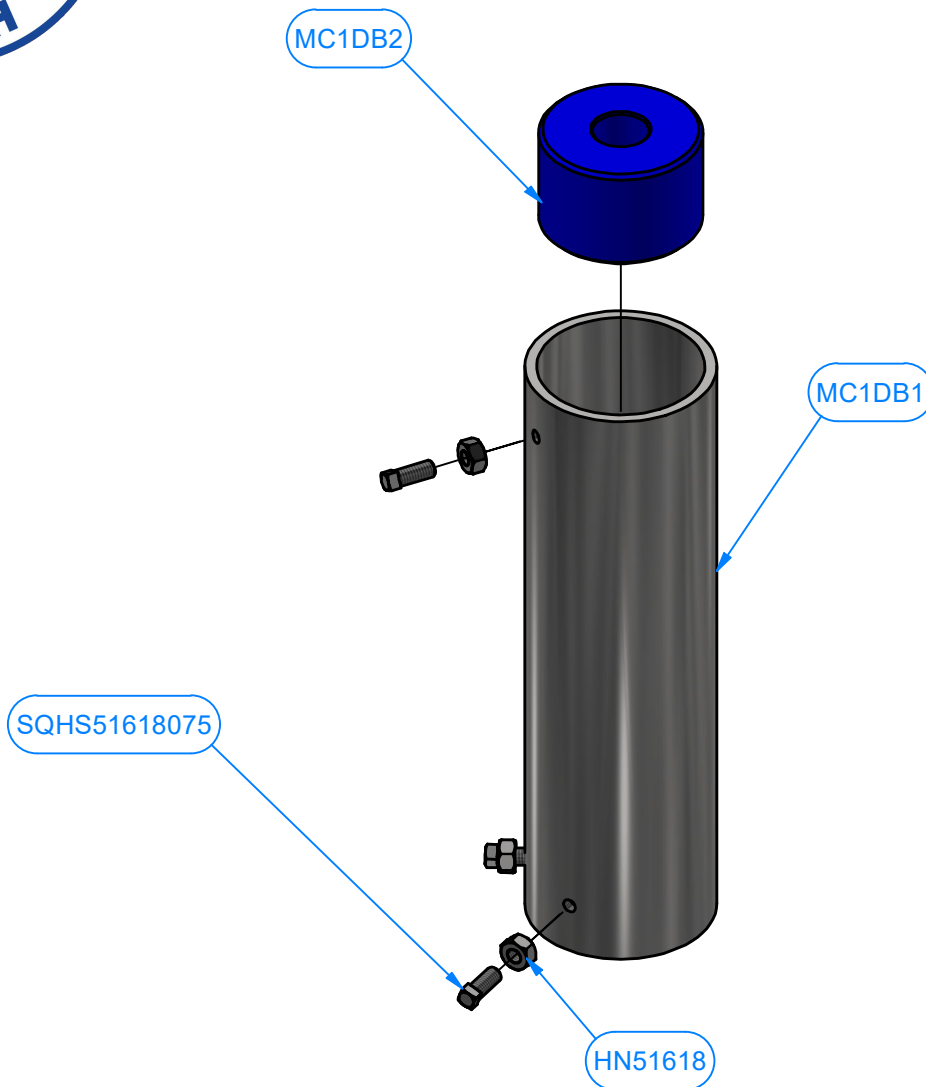
MC2DA

MC2DCA





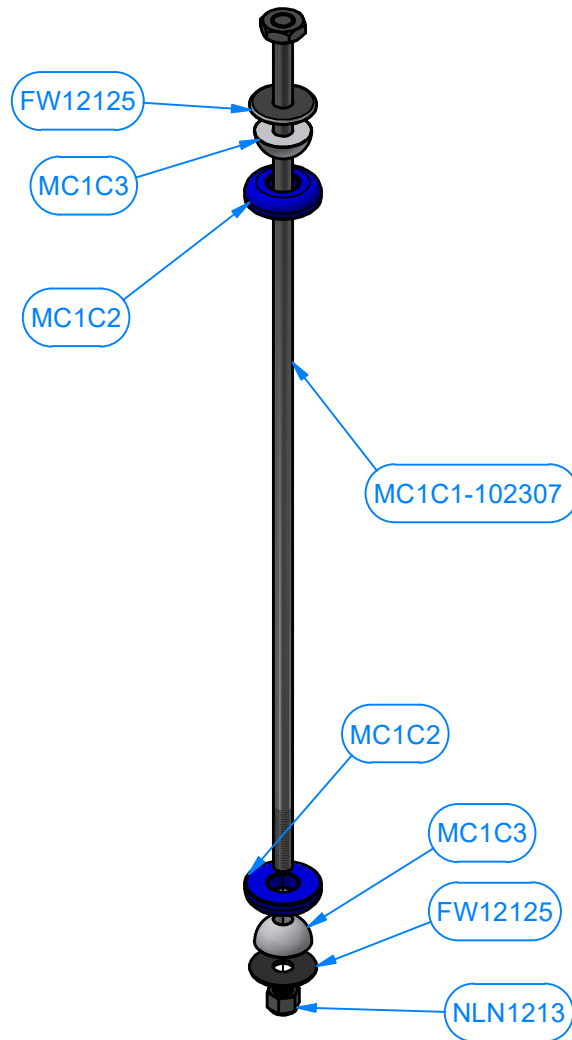
Sleeve Assembly-Mitter Basket - MC1DB



| Parts List | | |
|--------------|-----|---|
| PART NUMBER | QTY | DESCRIPTION |
| MC1DB2 | 1 | UHMW Bushing 3" O.D. X 1" I.D. |
| SQHS51618075 | 3 | Square Head Screw 5/16"-18 x 3/4" LG SS |
| HN51618 | 3 | 5/16"-18 18-8ss Heavy Hex Nut |
| MC1DB1 | 1 | 3" Pipe #Sch40 x 12" LG. |



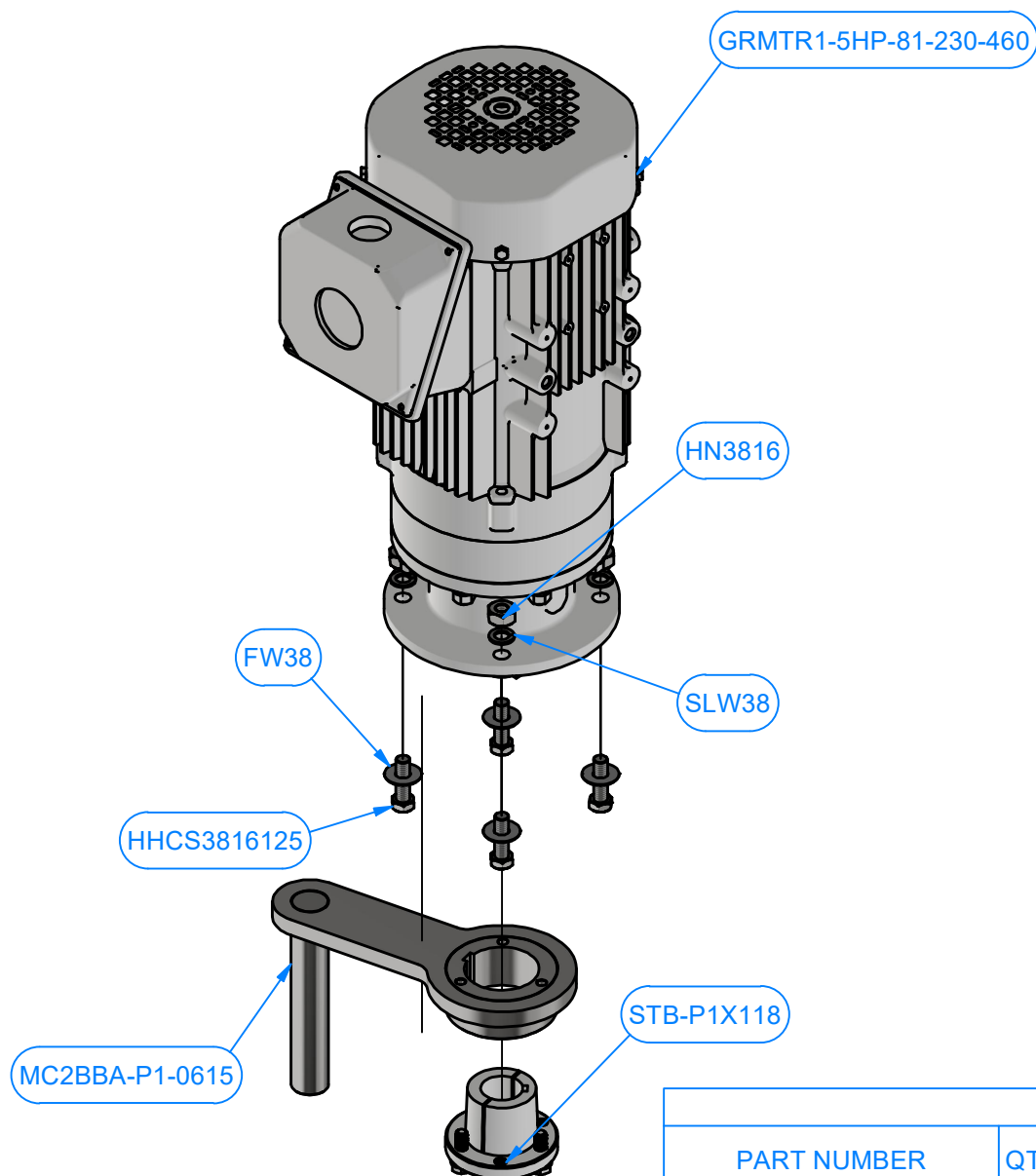
Basket Support Rod Assembly - MC1C



| Parts List | | |
|--------------|-----|----------------------------|
| PART NUMBER | QTY | DESCRIPTION |
| FW12125 | 2 | 1/2" Large Washer |
| MC1C3 | 2 | Basket Support Half-Disc |
| NLN1213 | 1 | 1/2"-13 Nylon Lock Nut |
| MC1C2 | 2 | UHMW - Basket Support Disk |
| MC1C1-102307 | 1 | Rod welded with Jam nut |



Basket Drive Assembly Electric - MC2BB-EL-0914



| Parts List | | |
|-----------------------|-----|------------------------------------|
| PART NUMBER | QTY | DESCRIPTION |
| GRMTR1-5HP-81-230-460 | 1 | Sumitomo Gearmotor 1 1/8" Shaft |
| MC2BBA-P1-0615 | 1 | Cam Arm 6" (w/ Welded Weld-On Hub) |
| STB-P1X118 | 1 | P1 - 1-1/8" Bushing |
| HHCS3816125 | 4 | 3/8"-16x1 1/4" UNC Hex Screw |
| HN3816 | 4 | 3/8"-16 18-8ss Heavy Hex Nut |
| FW38 | 4 | 3/8" Flat Washer |
| SLW38 | 4 | 3/8" Split Lock Washer |

8 of 8