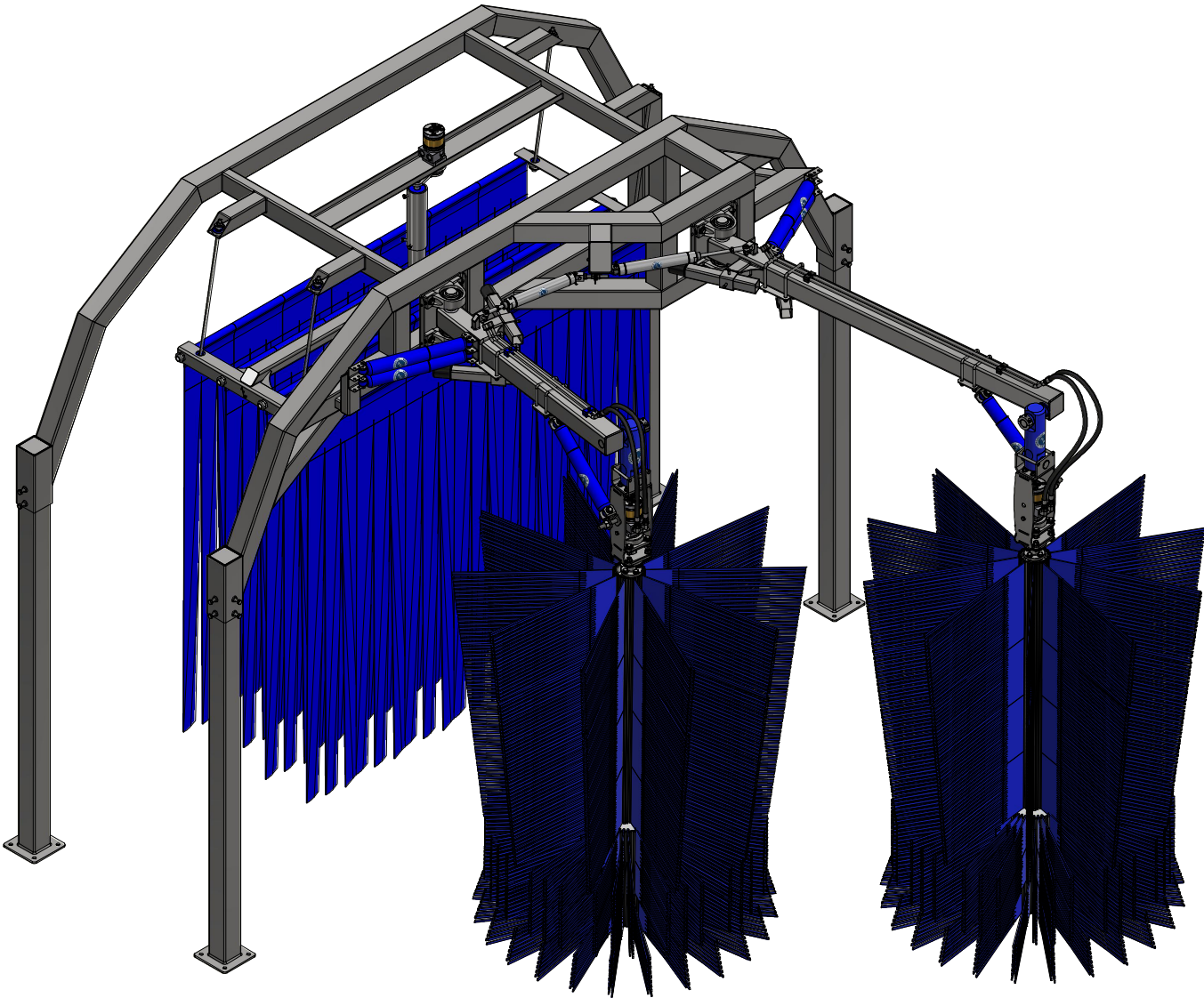


OT2-AG1-W1MM5 - OCTASQUARED REVERSED WRAP AROUND MINI MITTER COMBO

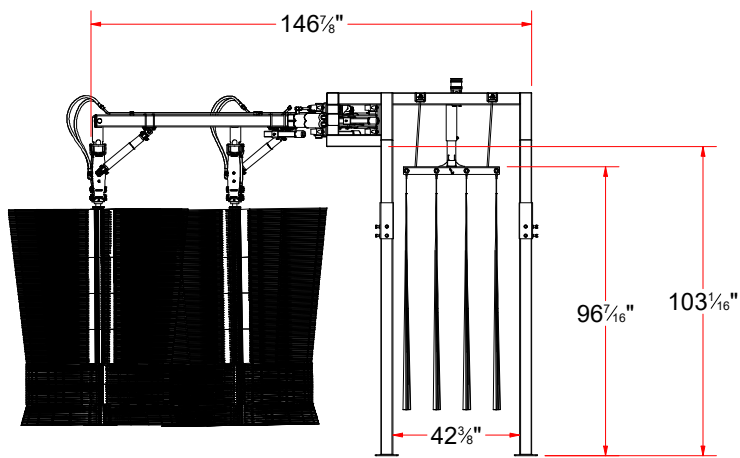
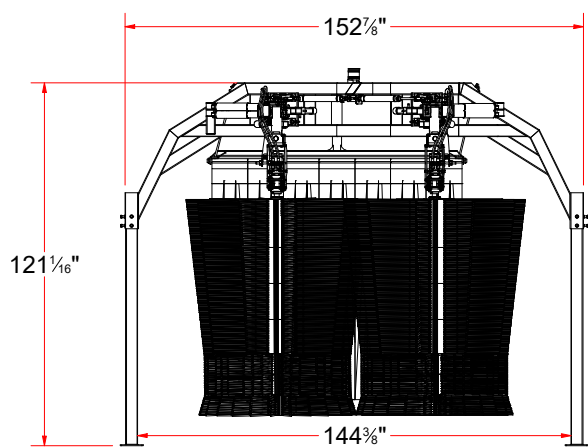
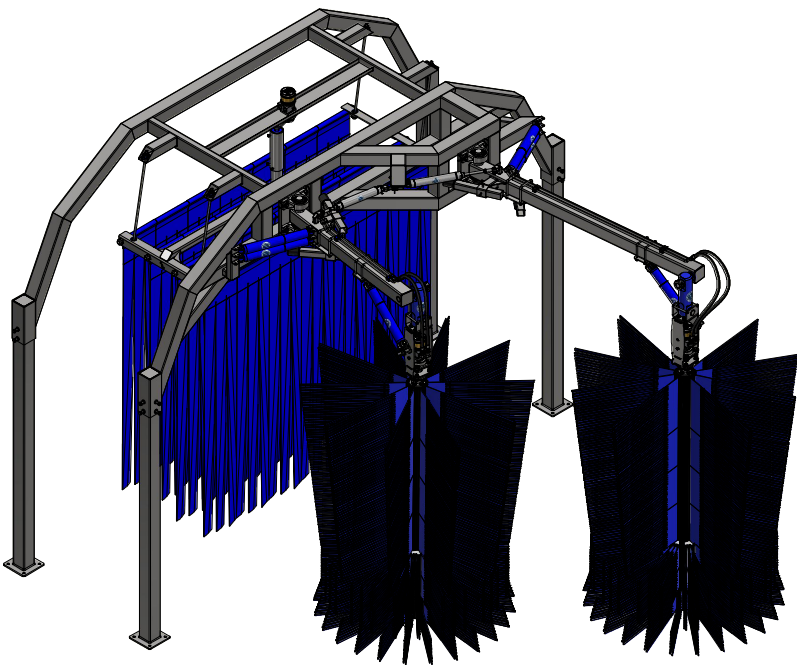
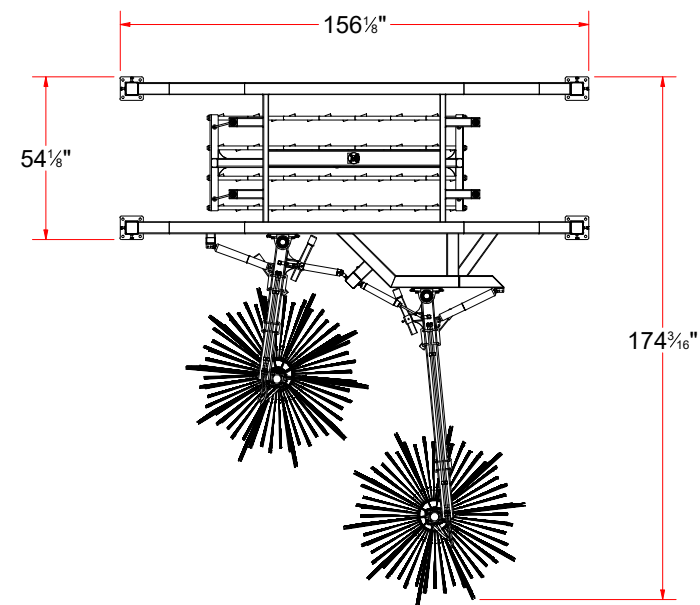


AVW EQUIPMENT CO., INC.
105 S. 9TH AVENUE
MAYWOOD, IL 60153
Tel: 708-343-7738 Fax: 708-343-9065
WWW.AVWEQUIPMENT.COM

- COMPANY PROPRIETARY NOTE -
THIS DRAWING AND ITS DESIGNS ARE PROPERTY OF AVW EQUIPMENT CO. &
IT IS NOT TO BE USED OR REPRODUCED WITHOUT THE PERMISSION FROM AVW CO.

DRAWN BY	Jose	CUSTOMER: AVW EQUIPMENT CO.		
CHECKED BY		PROJECT: OT2-AG1-W1MM5		
QTY		DESCRIPTION: OCTA2 REVERSED WRAP AROUND MINI MITTER COMBO		
RELEASE DATE	2/22/2021	PART NUMBER: OT2-AG1-W1MM5	REV#	
DIMENSION ARE IN INCHES & PROVIDED PRIOR TO SURFACE TREATMENTS, UNLESS NOTED.		SIZE A	EST WEIGHT: 2229 lbmass	SHEET 1 of 50

OT2-AG1-W1MM5 - OCTASQUARED REVERSED WRAP AROUND MINI MITTER COMBO

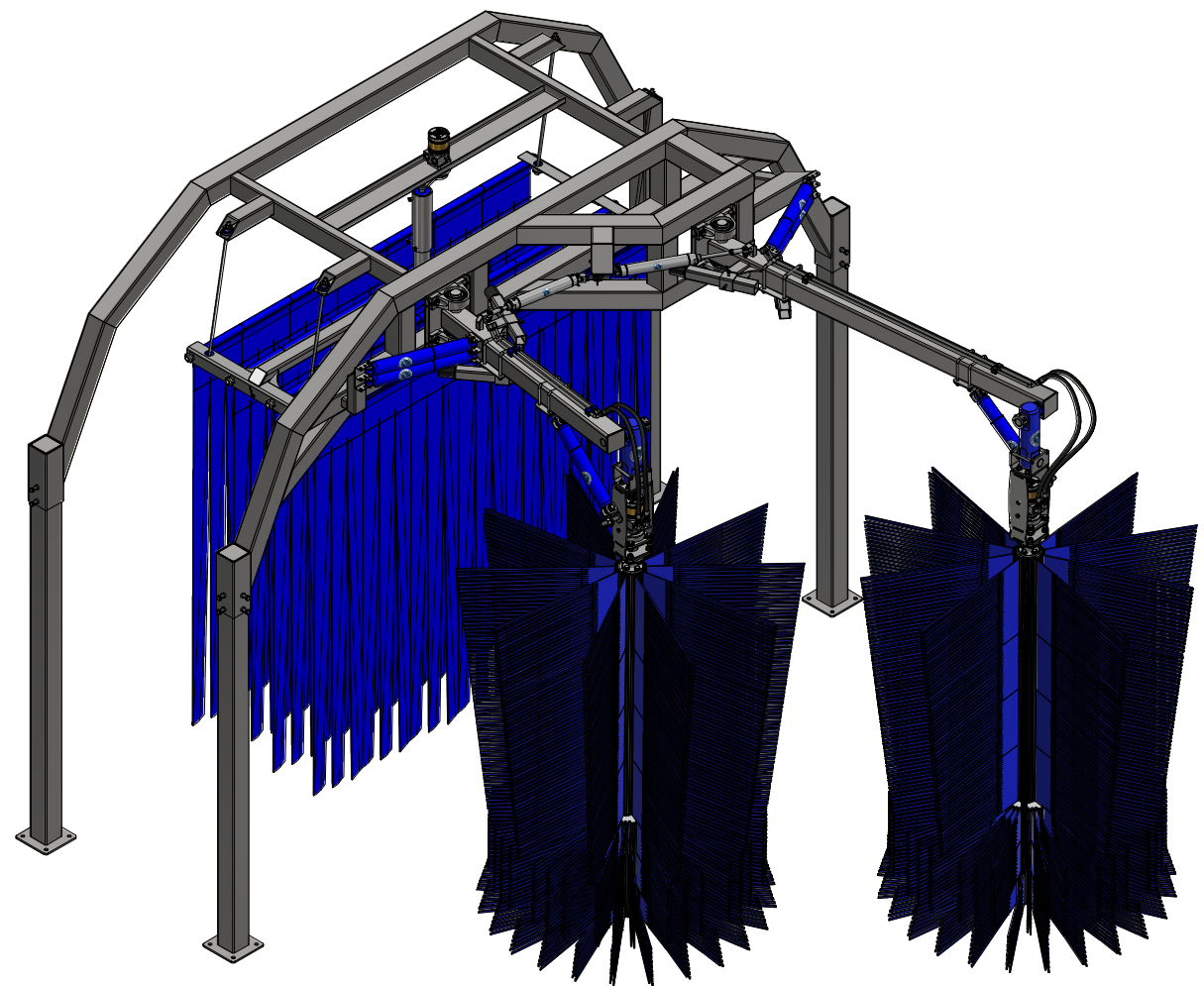


AVW EQUIPMENT CO., INC.
105 S. 9TH AVENUE
MAYWOOD, IL 60153
Tel: 708-343-7738 Fax: 708-343-9065
WWW.AVWEQUIPMENT.COM

- COMPANY PROPRIETARY NOTE -
THIS DRAWING AND ITS DESIGNS ARE PROPERTY OF AVW EQUIPMENT CO. &
IT IS NOT TO BE USED OR REPRODUCED WITHOUT THE PERMISSION FROM AVW CO.

DRAWN BY	Jose	CUSTOMER: AVW EQUIPMENT CO.		
CHECKED BY		PROJECT: OT2-AG1-W1MM5		
QTY		DESCRIPTION: OCTA2 REVERSED WRAP AROUND MINI MITTER COMBO		
RELEASE DATE	2/22/2021	PART NUMBER: OT2-AG1-W1MM5	REV#	
DIMENSION ARE IN INCHES & PROVIDED PRIOR TO SURFACE TREATMENTS, UNLESS NOTED.		SIZE A	EST WEIGHT: 2229 lbmass	SHEET 2 of 50

OT2-AG1-W1MM5 - OCTASQUARED REVERSED WRAP AROUND MINI MITTER COMBO



Parts List		
ITEM	QTY	DESCRIPTION
1	16	1/2" Flat Washer
2	8	1/2"-13 x 2 1/2" L Hex Screw
3	4	2" Pillow Block
4	4	3/8" Set Screw Collar
5	8	5/16"-18 x 1" L Hex Screw
6	1	BASKET DRIVE ASSEMBLY
7	8	Hex Nut - 1/2-13
8	1	MINI MITTER BASKET ASSEMBLY
9	4	MITTER BASKET SUPPORT ROD - 27" LG.
10	4	OCTASQUARED EMPTY ARCH LEG - 84" LG.
11	1	OCTA2 REVERSED WRAP AROUND MINI MITTER TOP FRAME
12	4	Pin 3/8" x 5" LG
13	2	Retract Air Cylinder 2" x 10"
14	4	SHOCK ABSORBER ASSEMBLY - HMW 1/2" ID
15	1	REVERSED WRAP ARM ASSEMBLY 76" [H PASSENGER]
16	1	REVERSED WRAP ARM ASSEMBLY 48" [H DRIVER]
17	2	Wrap Brush Core & Cloth

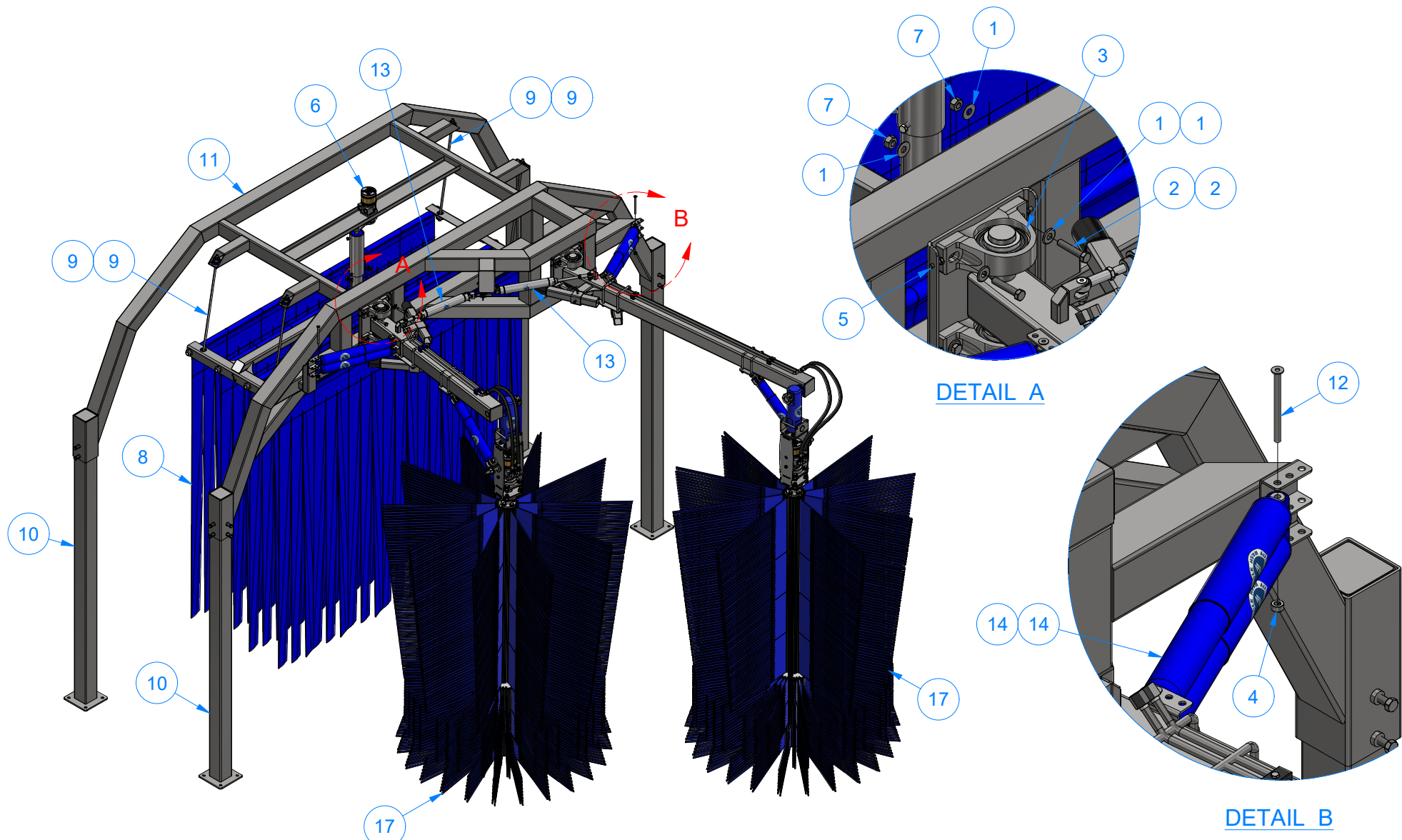


AVW EQUIPMENT CO., INC.
105 S. 9TH AVENUE
MAYWOOD, IL 60153
Tel: 708-343-7738 Fax: 708-343-9065
WWW.AVWEQUIPMENT.COM

- COMPANY PROPRIETARY NOTE -
THIS DRAWING AND ITS DESIGNS ARE PROPERTY OF AVW EQUIPMENT CO. &
IT IS NOT TO BE USED OR REPRODUCED WITHOUT THE PERMISSION FROM AVW CO.

DRAWN BY	Jose	CUSTOMER: AVW EQUIPMENT CO.	
CHECKED BY		PROJECT: OT2-AG1-W1MM5	
QTY		DESCRIPTION: OCTA2 REVERSED WRAP AROUND MINI MITTER COMBO	
RELEASE DATE	2/22/2021	PART NUMBER: OT2-AG1-W1MM5	REV#
DIMENSION ARE IN INCHES & PROVIDED PRIOR TO SURFACE TREATMENTS, UNLESS NOTED.		SIZE A	EST WEIGHT: 2229 lbmass
			SHEET 3 of 50

OT2-AG1-W1MM5 - OCTASQUARED REVERSED WRAP AROUND MINI MITTER COMBO



AVW EQUIPMENT CO., INC.
105 S. 9TH AVENUE
MAYWOOD, IL 60153
Tel: 708-343-7738 Fax: 708-343-9065
WWW.AVWEQUIPMENT.COM

- COMPANY PROPRIETARY NOTE -

THIS DRAWING AND ITS DESIGNS ARE PROPERTY OF AVW EQUIPMENT CO. & IT IS NOT TO BE USED OR REPRODUCED WITHOUT THE PERMISSION FROM AVW CO.

DRAWN BY

Jose

CUSTOMER: AVW EQUIPMENT CO.

CHECKED BY

PROJECT: OT2-AG1-W1MM5

QTY

DESCRIPTION: OCTA2 REVERSED WRAP AROUND MINI MITTER COMBO

RELEASE DATE

2/22/2021

PART NUMBER: OT2-AG1-W1MM5

REV#

DIMENSION ARE IN INCHES & PROVIDED PRIOR TO SURFACE TREATMENTS, UNLESS NOTED.

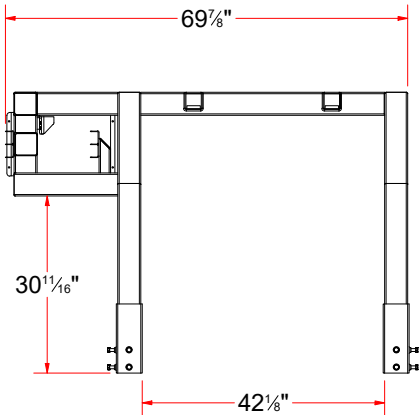
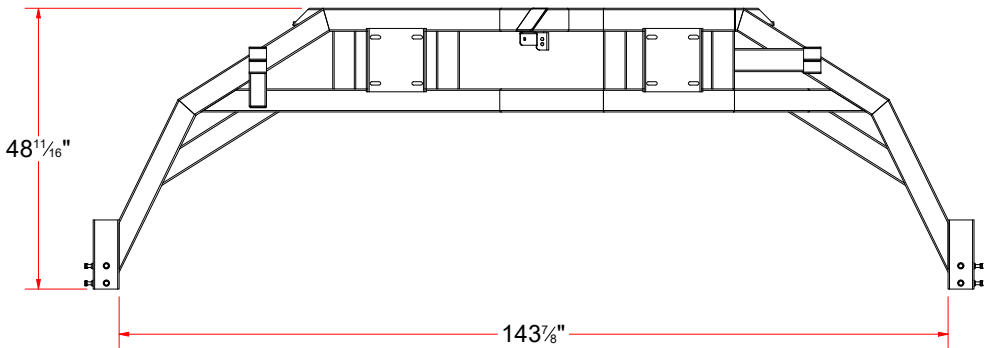
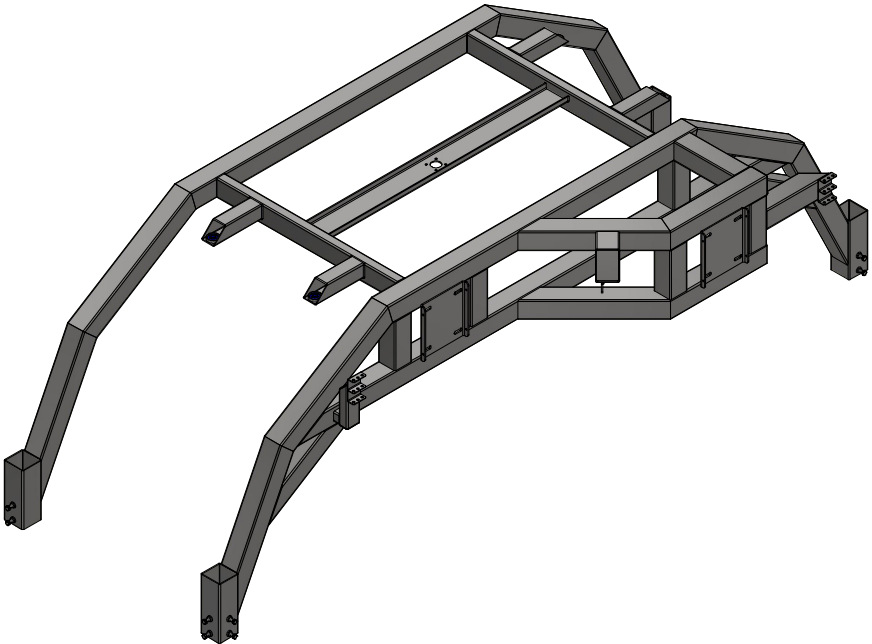
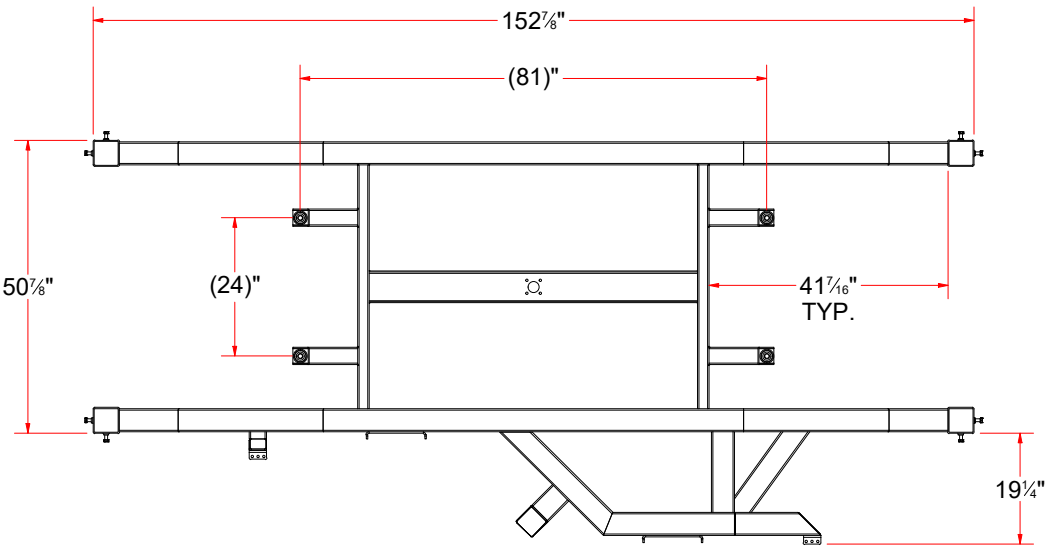
SIZE
A

EST WEIGHT: 2229 lbmass

SHEET 4 of 50

PATH:L:\Designs\Product Lines\Wraps & Combos\OT2-AG1-W1MM5_Reversed Wrap Around Mini Mitter Combo\OT2-AG1-W1MM5.iam

OT2-AG1-W1MM5A - OCTA2 REVERSED WRAP AROUND MINI MITTER TOP FRAME



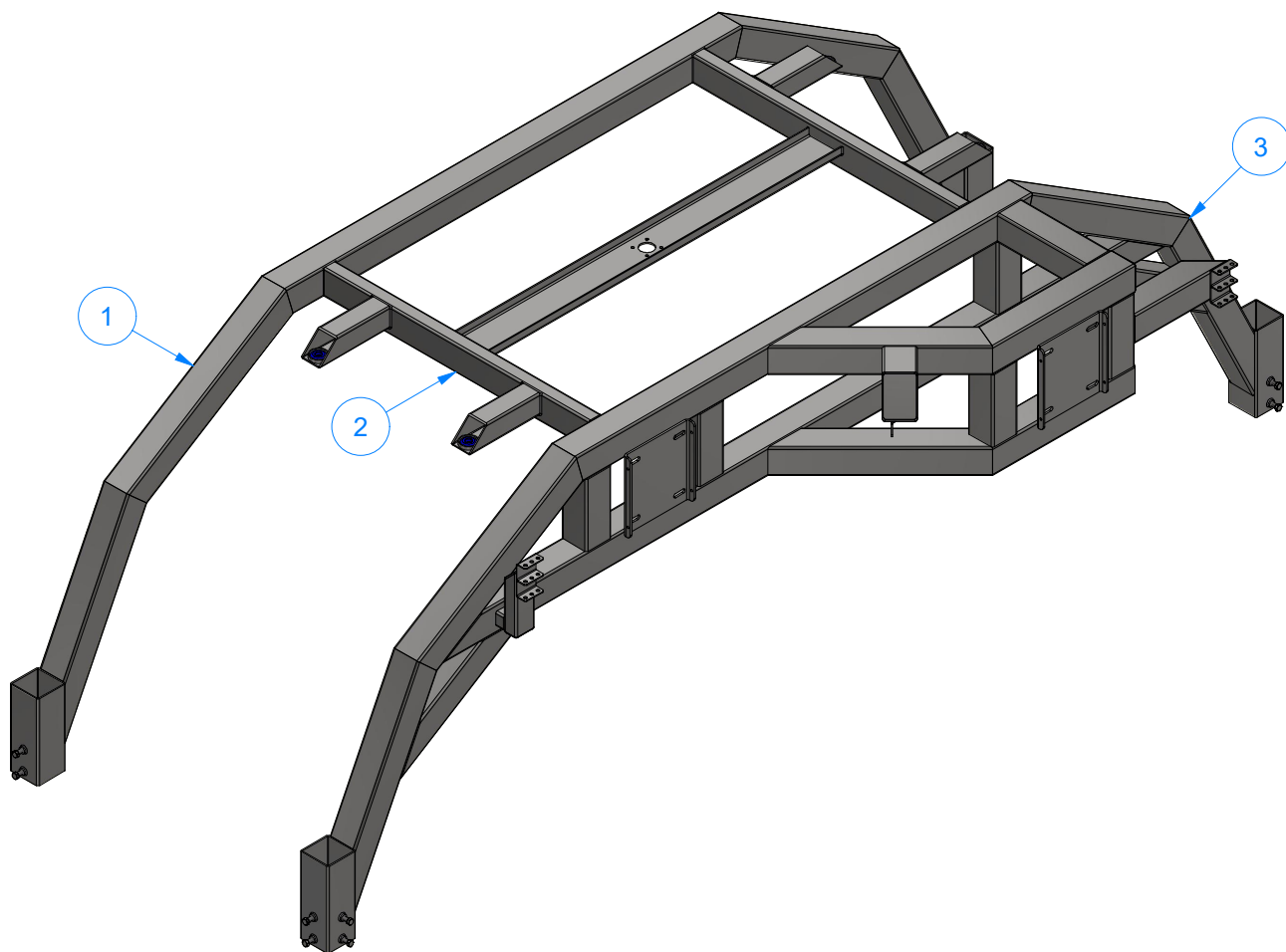
AVW EQUIPMENT CO., INC.
105 S. 9TH AVENUE
MAYWOOD, IL 60153
Tel: 708-343-7738 Fax: 708-343-9065
WWW.AVWEQUIPMENT.COM

- COMPANY PROPRIETARY NOTE -
THIS DRAWING AND ITS DESIGNS ARE PROPERTY OF AVW EQUIPMENT CO. &
IT IS NOT TO BE USED OR REPRODUCED WITHOUT THE PERMISSION FROM AVW CO.

DRAWN BY	Jose	CUSTOMER: AVW EQUIPMENT CO.		
CHECKED BY		PROJECT: OT2-AG1-W1MM5		
QTY		DESCRIPTION: OCTA2 REVERSED WRAP AROUND MINI MITTER TOP FRAME		
RELEASE DATE	2/22/2021	PART NUMBER: OT2-AG1-W1MM5A	REV#	
DIMENSION ARE IN INCHES & PROVIDED PRIOR TO SURFACE TREATMENTS, UNLESS NOTED.		SIZE A	EST WEIGHT: 818 lbmass	SHEET 5 of 50

**OT2-AG1-W1MM5A - OCTASQUARED REVERSED
WRAP AROUND MINI MITTER TOP FRAME**

Parts List		
ITEM	QTY	DESCRIPTION
1	1	OCTASQUARED EMPTY ARCH CROSSBAR
2	1	OCTASQUARED MINI MITTER MOUNTING FRAME [H]
3	1	OCTASQUARED REVERSED WRAP AROUND CROSSBAR



AVW EQUIPMENT CO., INC.
105 S. 9TH AVENUE
MAYWOOD, IL 60153
Tel: 708-343-7738 Fax: 708-343-9065
WWW.AVWEQUIPMENT.COM

- COMPANY PROPRIETARY NOTE -

THIS DRAWING AND ITS DESIGNS ARE PROPERTY OF AVW EQUIPMENT CO. &
IT IS NOT TO BE USED OR REPRODUCED WITHOUT THE PERMISSION FROM AVW CO.

DRAWN BY

Jose

CUSTOMER: AVW EQUIPMENT CO.

CHECKED BY

PROJECT: OT2-AG1-W1MM5

QTY

DESCRIPTION: OCTA2 REVERSED WRAP AROUND MINI MITTER TOP FRAME

RELEASE
DATE

2/22/2021

PART NUMBER: OT2-AG1-W1MM5A

REV#

DIMENSION ARE IN INCHES & PROVIDED PRIOR
TO SURFACE TREATMENTS, UNLESS NOTED.

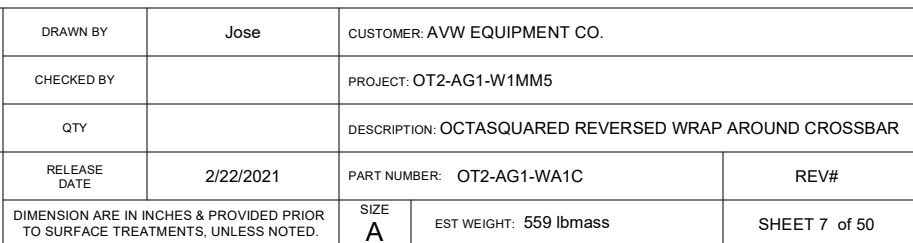
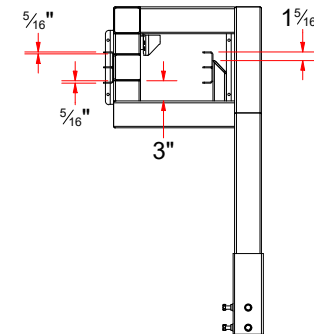
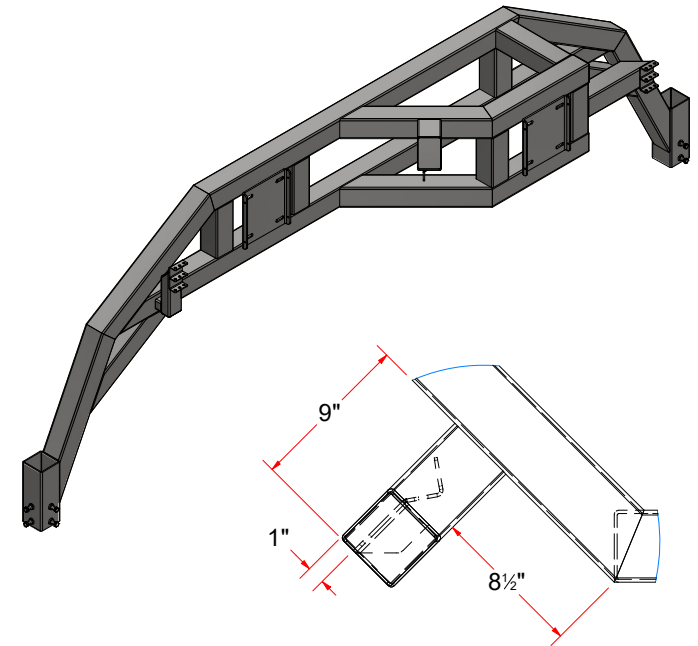
SIZE
A

EST WEIGHT: 818 lbmass

SHEET 6 of 50

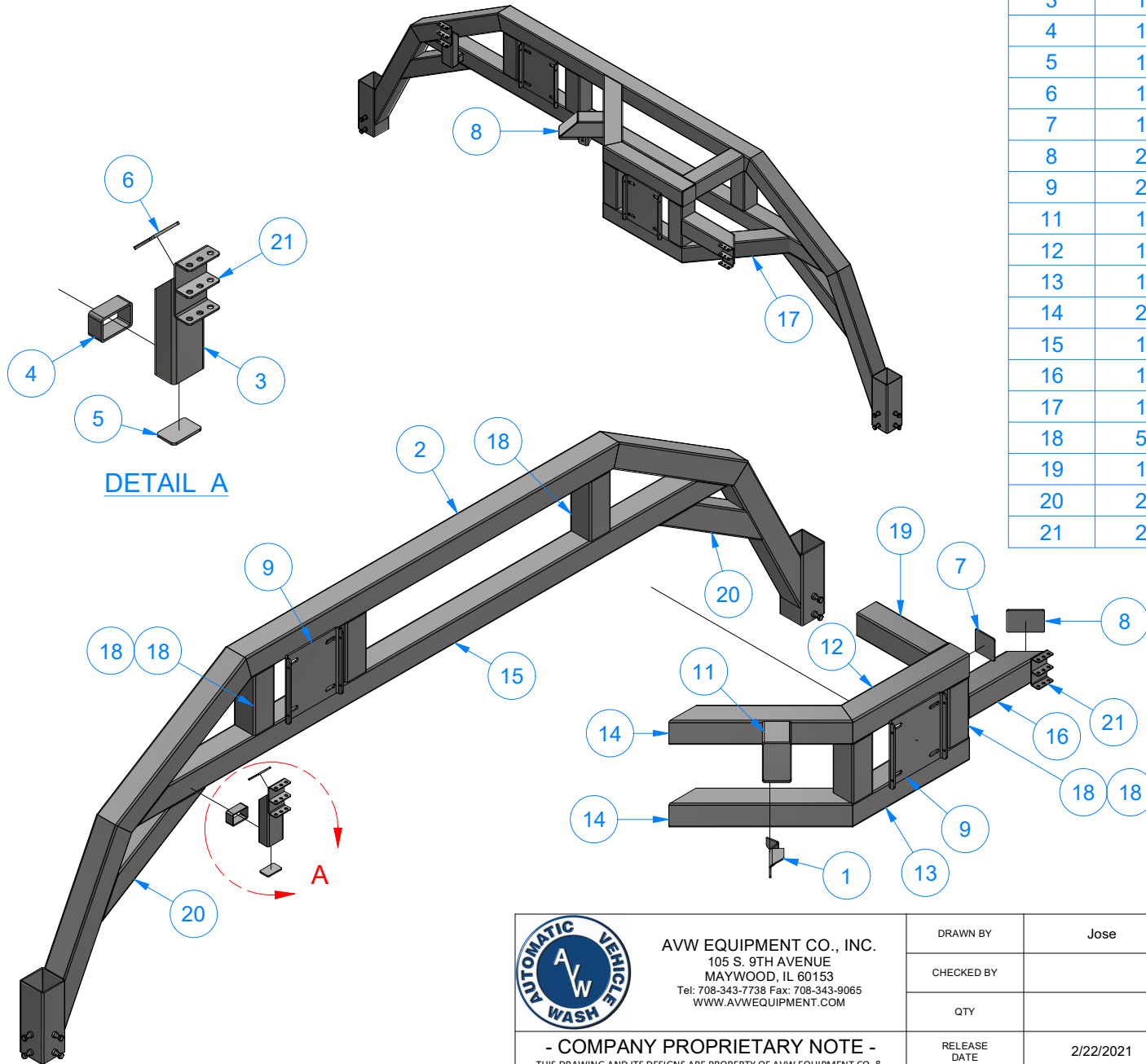
PATH:L:\Designs\Product Lines\Wraps & Combos\OT2-AG1-W1MM5_Reversed Wrap Around Mini Mitter Combo\Parts\OT2-AG1-W1MM5A_Reversed Wrap Around Mini Mitter Top Frame\OT2-AG1-W1MM5A.iam

DETAIL A



PATH:L:\Libraries\Productivity\Frames\OctaSquared Frames\OT2-AG1-WA1C Reversed Wrap Around Crossbar\OT2-AG1-WA1C.iam

OT2-AG1-WA1C - OCTASQUARED REVERSED WRAP AROUND CROSSBAR



Parts List

ITEM	QTY	DESCRIPTION
1	1	Air Cylinder Mounting Bracket [Ver 2020]
2	1	OCTASQUARED EMPTY ARCH CROSSBAR
3	1	Rct. Tube [7 Gage] 2" x 3" x 9" LG.
4	1	Rct.Tubing [7 Ga.] 2" x 3" x 1 1/4" LG
5	1	Sheet Metal #3/16" x 1 3/4" x 2 3/4"
6	1	Sheet Metal #3/16" x 2 1/2" x 2 3/4"
7	1	SHEET METAL [#3/16] 3 3/4" x 3 3/4" LG
8	2	SHEET METAL [#3/16] 5 1/4" x 3 3/4" LG
9	2	Sheet Metal [3 Ga.] 11" x 12"
11	1	Sq. Tube [7 Gage] 4" x 9" LG.
12	1	Sq. Tube 4" x #3/16" Wall x 22 3/4" LG.
13	1	Sq. Tube 4" x 22 3/4" LG.
14	2	Sq. Tube 4" x 25 7/16" LG.
15	1	Sq. Tube 4" x 115 1/2" LG.
16	1	Sq. Tube 4" x Wall x 15" LG.
17	1	Sq. Tube 4" x Wall x 22 1/4" LG.
18	5	Sq.Tubing [7 Ga.] 4" x 10" LG
19	1	Sq.Tubing [7 Ga.] 4" x 14" LG
20	2	Sq.Tubing [7 Ga.] 4" x 24" LG.
21	2	SHOCK ABSORBER BRACKET



AVW EQUIPMENT CO., INC.
105 S. 9TH AVENUE
MAYWOOD, IL 60153
Tel: 708-343-7738 Fax: 708-343-9065
WWW.AVWEQUIPMENT.COM

- COMPANY PROPRIETARY NOTE -

THIS DRAWING AND ITS DESIGNS ARE PROPERTY OF AVW EQUIPMENT CO. & IT IS NOT TO BE USED OR REPRODUCED WITHOUT THE PERMISSION FROM AVW CO.

DRAWN BY

Jose

CUSTOMER: AVW EQUIPMENT CO.

CHECKED BY

PROJECT: OT2-AG1-W1MM5

QTY

DESCRIPTION: OCTASQUARED REVERSED WRAP AROUND CROSSBAR

RELEASE DATE

2/22/2021

PART NUMBER: OT2-AG1-WA1C

REV#

DIMENSION ARE IN INCHES & PROVIDED PRIOR TO SURFACE TREATMENTS, UNLESS NOTED.

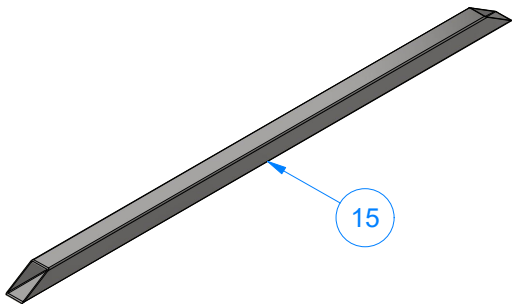
SIZE
A

EST WEIGHT: 559 lbmass

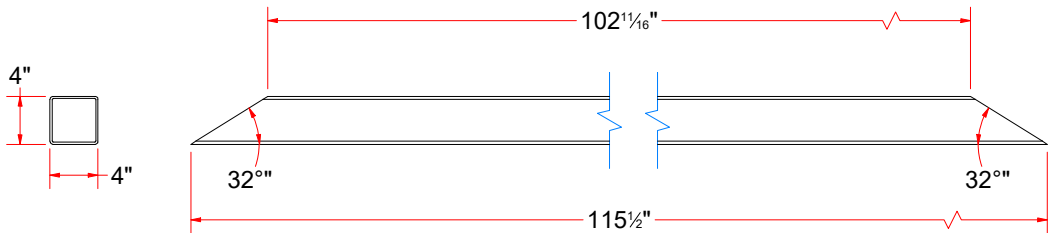
SHEET 8 of 50

PATH:L:\Libraries\Productivity\Frames\OctaSquared Frames\OT2-AG1-WA1C_Reversed Wrap Around Crossbar\OT2-AG1-WA1C.iam

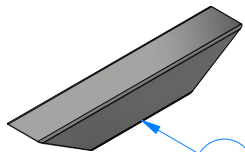
REVERSED WRAP AROUND CROSSBAR - **Parts**



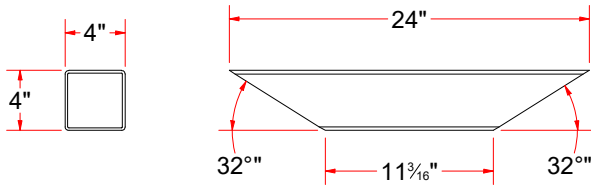
15



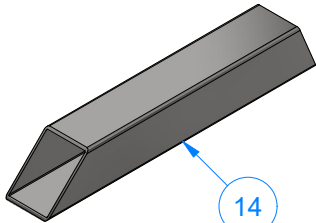
Sq. Tube 4" x 115 1/2" LG.



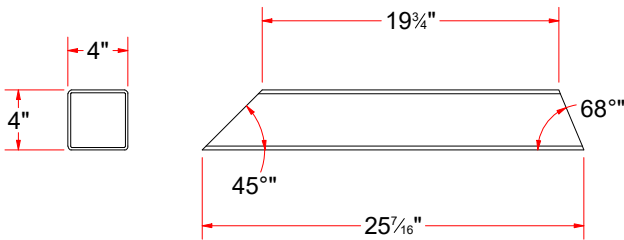
20



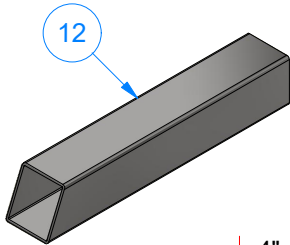
Sq. Tubing [7 Ga.] 4" x 24" LG.



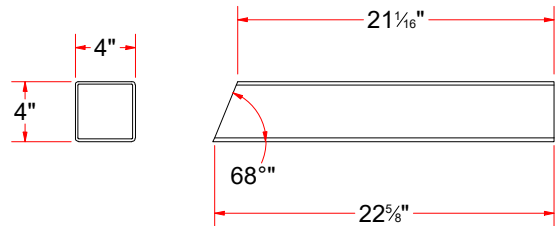
14



Sq. Tube 4" x 25 7/16" LG.



12



Sq. Tube 4" x #3/16" Wall x 22 3/4" LG.

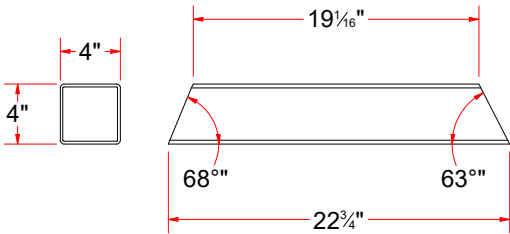
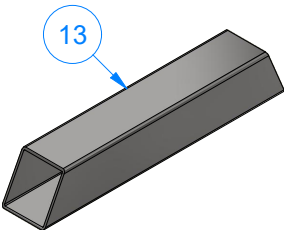


AVW EQUIPMENT CO., INC.
105 S. 9TH AVENUE
MAYWOOD, IL 60153
Tel: 708-343-7738 Fax: 708-343-9065
WWW.AVWEQUIPMENT.COM

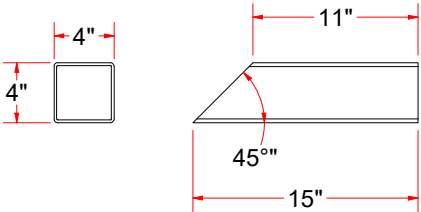
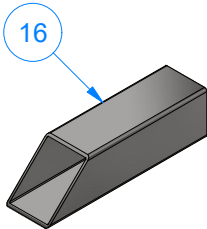
- COMPANY PROPRIETARY NOTE -
THIS DRAWING AND ITS DESIGNS ARE PROPERTY OF AVW EQUIPMENT CO. &
IT IS NOT TO BE USED OR REPRODUCED WITHOUT THE PERMISSION FROM AVW CO.

DRAWN BY	Jose	CUSTOMER: AVW EQUIPMENT CO.	
CHECKED BY		PROJECT: OT2-AG1-W1MM5	
QTY		DESCRIPTION: Sq. Tube 4" x 115 1/2" LG.	
RELEASE DATE	2/22/2021	PART NUMBER: OT2-2WAMC2AA	REV#
DIMENSION ARE IN INCHES & PROVIDED PRIOR TO SURFACE TREATMENTS, UNLESS NOTED.		SIZE A	EST WEIGHT:
			SHEET 9 of 50

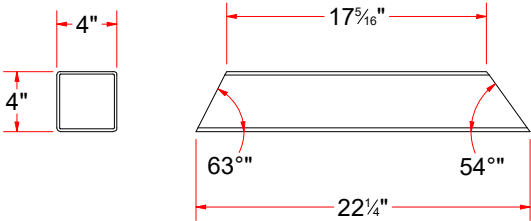
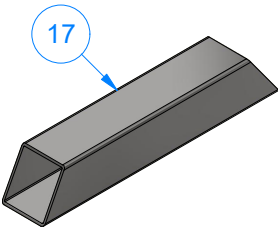
REVERSED WRAP AROUND CROSSBAR - **Parts**



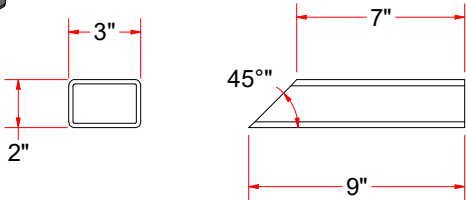
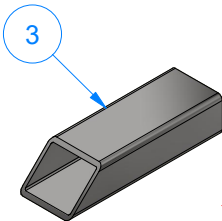
Sq. Tube 4" x 22 3/4" LG.



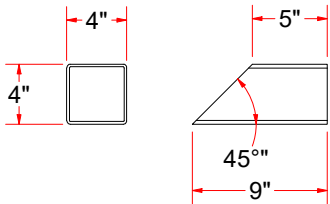
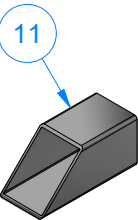
Sq. Tube 4" x Wall x 15" LG.



Sq. Tube 4" x Wall x 22 1/4" LG.



Rct. Tube [7 Gage] 2" x 3" x 9" LG.



Sq. Tube [7 Gage] 4" x 9" LG.

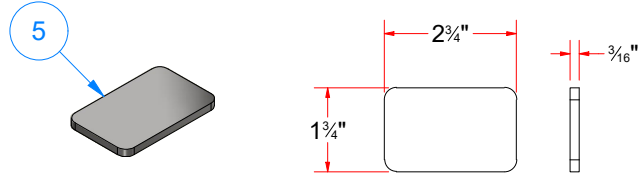


AVW EQUIPMENT CO., INC.
105 S. 9TH AVENUE
MAYWOOD, IL 60153
Tel: 708-343-7738 Fax: 708-343-9065
WWW.AVWEQUIPMENT.COM

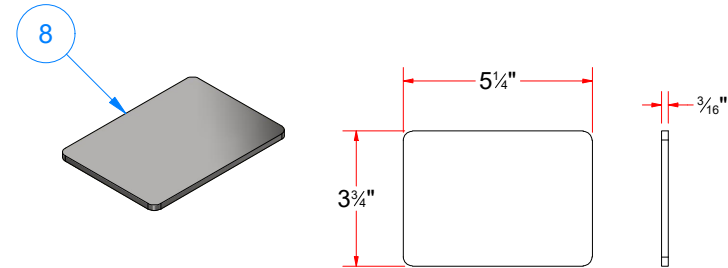
- COMPANY PROPRIETARY NOTE -
THIS DRAWING AND ITS DESIGNS ARE PROPERTY OF AVW EQUIPMENT CO. &
IT IS NOT TO BE USED OR REPRODUCED WITHOUT THE PERMISSION FROM AVW CO.

DRAWN BY	Jose	CUSTOMER: AVW EQUIPMENT CO.	
CHECKED BY		PROJECT: OT2-AG1-W1MM5	
QTY		DESCRIPTION: Sq. Tube 4" x 22 3/4" LG.	
RELEASE DATE	2/22/2021	PART NUMBER: OT2-2WAMC2AD	REV#
DIMENSION ARE IN INCHES & PROVIDED PRIOR TO SURFACE TREATMENTS, UNLESS NOTED.		SIZE A	EST WEIGHT:
			SHEET 10 of 50

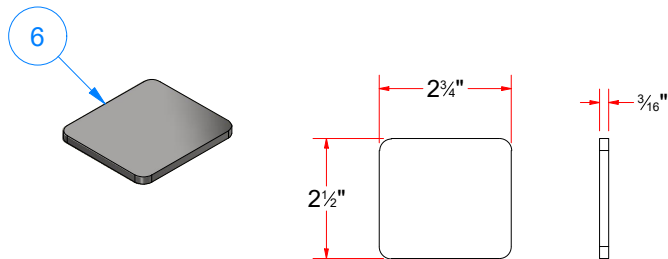
REVERSED WRAP AROUND CROSSBAR - Parts



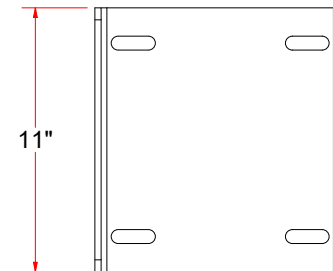
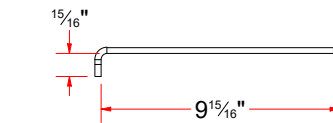
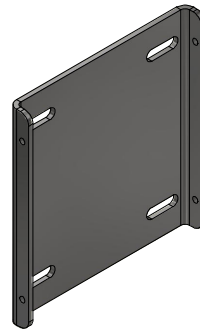
Sheet Metal #3/16" x 1 3/4" x 2 3/4"



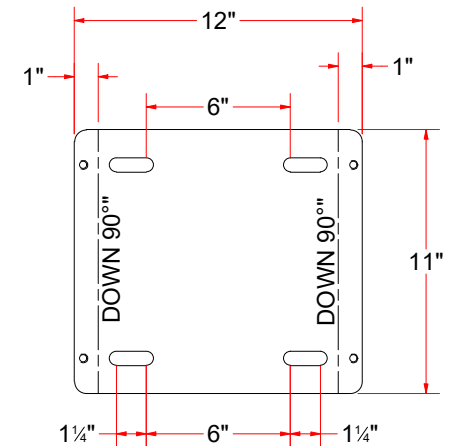
SHEET METAL [#3/16] 5 1/4" x 3 3/4" LG



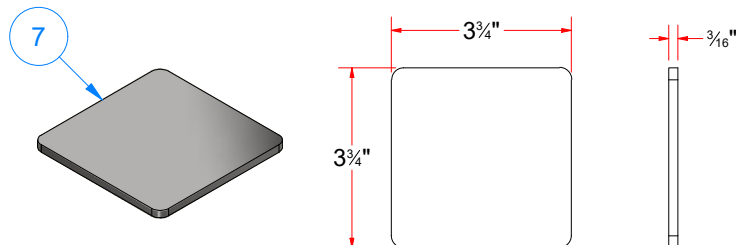
Sheet Metal #3/16" x 2 1/2" x 2 3/4"



FORMED



FLAT PATTERN



SHEET METAL [#3/16] 3 3/4" x 3 3/4" LG



AVW EQUIPMENT CO., INC.
105 S. 9TH AVENUE
MAYWOOD, IL 60153
Tel: 708-343-7738 Fax: 708-343-9065
WWW.AVWEQUIPMENT.COM

- COMPANY PROPRIETARY NOTE -

THIS DRAWING AND ITS DESIGNS ARE PROPERTY OF AVW EQUIPMENT CO. & IT IS NOT TO BE USED OR REPRODUCED WITHOUT THE PERMISSION FROM AVW CO.

DRAWN BY

Jose

CUSTOMER: AVW EQUIPMENT CO.

CHECKED BY

PROJECT: OT2-AG1-W1MM5

QTY

DESCRIPTION: Sheet Metal #3/16" x 2 1/2" x 2 3/4"

RELEASE DATE

2/22/2021

PART NUMBER: SHEET METAL [#3_16] 2 1_2 x 2 3_4 LG REV#

DIMENSION ARE IN INCHES & PROVIDED PRIOR TO SURFACE TREATMENTS, UNLESS NOTED.

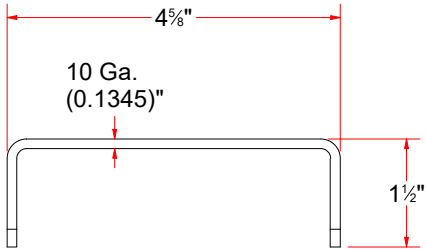
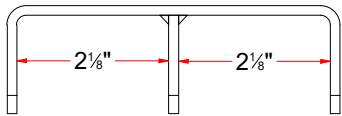
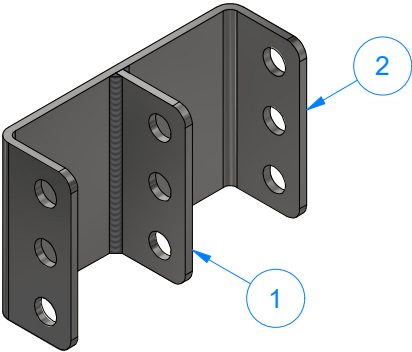
SIZE
A

EST WEIGHT:

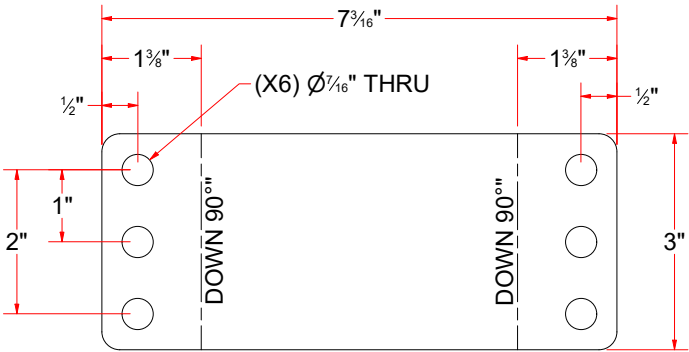
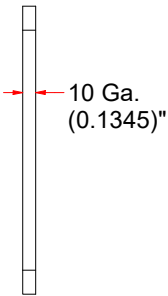
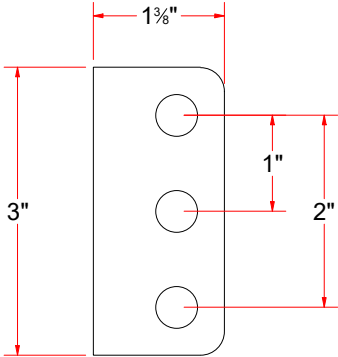
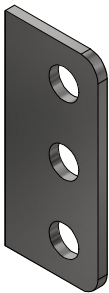
SHEET 11 of 50

PATH:L:\Libraries\AVW Components\Plates\3_16 Gauge Plates\SHEET METAL [#3_16] 2 1_2 x 2 3_4 LG.ipt

SAB1 - SHOCK ABSORBER BRACKET



FORMED



FLAT PATTERN

SS Sheet Metal #10Ga x 1 3/8" x 3" LG.

Parts List		
ITEM	QTY	DESCRIPTION
1	1	SS Sheet Metal #10Ga x 1 3/8" x 3" LG.
2	1	SS Sheet Metal #10Ga x 3" x 7 3/16" LG.

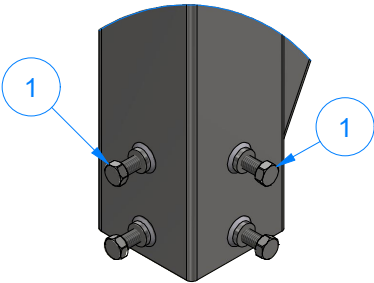
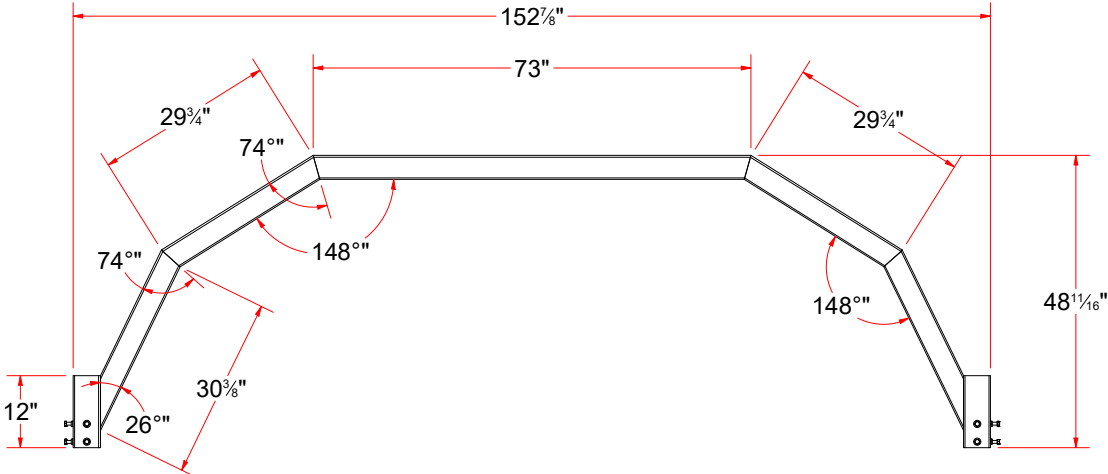


AVW EQUIPMENT CO., INC.
105 S. 9TH AVENUE
MAYWOOD, IL 60153
Tel: 708-343-7738 Fax: 708-343-9065
WWW.AVWEQUIPMENT.COM

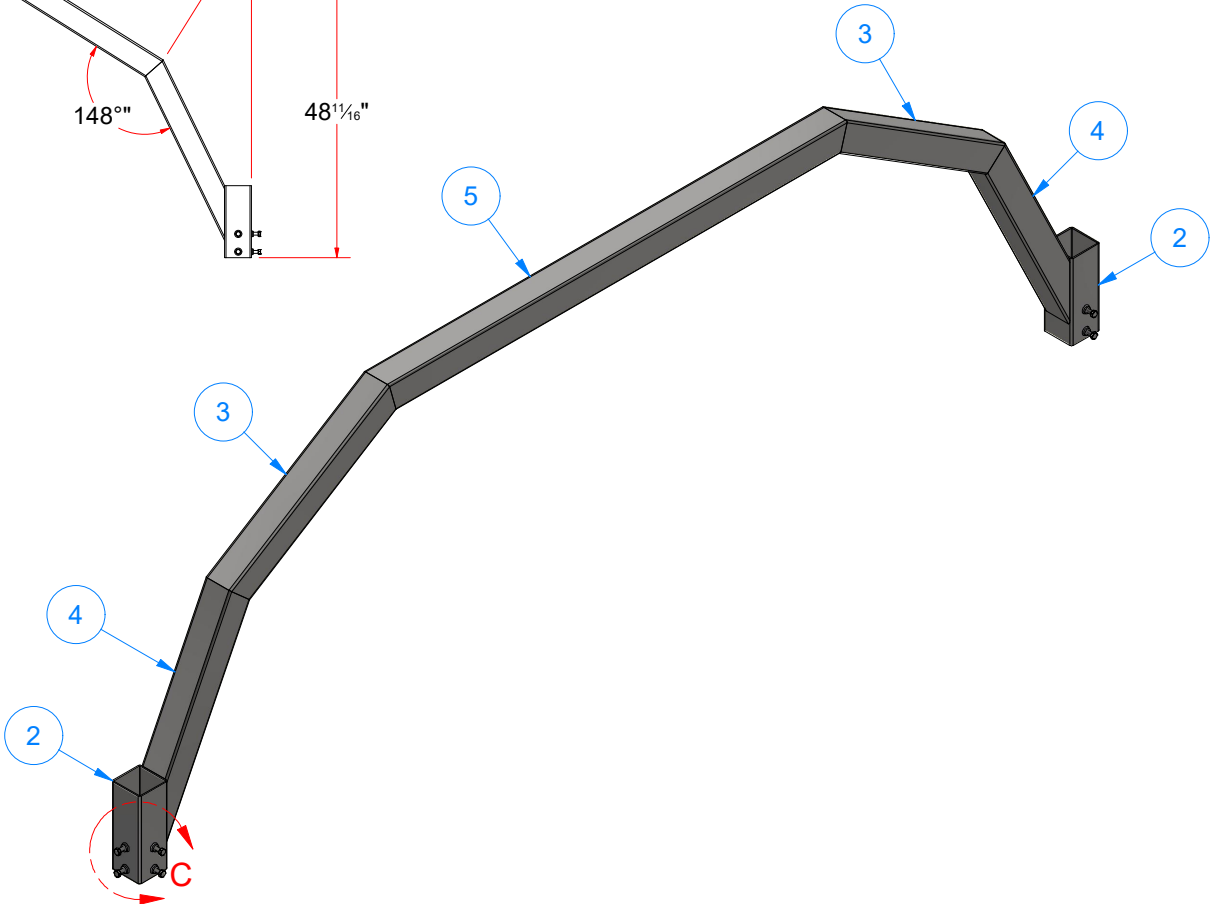
- COMPANY PROPRIETARY NOTE -
THIS DRAWING AND ITS DESIGNS ARE PROPERTY OF AVW EQUIPMENT CO. &
IT IS NOT TO BE USED OR REPRODUCED WITHOUT THE PERMISSION FROM AVW CO.

DRAWN BY	Jose	CUSTOMER: AVW EQUIPMENT CO.	
CHECKED BY		PROJECT: OT2-AG1-W1MM5	
QTY		DESCRIPTION: SHOCK ABSORBER BRACKET	
RELEASE DATE	2/22/2021	PART NUMBER: SAB1	REV#
DIMENSION ARE IN INCHES & PROVIDED PRIOR TO SURFACE TREATMENTS, UNLESS NOTED.		SIZE A	EST WEIGHT: 52 lbmass
			SHEET 12 of 50

OT2-AA0B - OCTASQUARED EMPTY ARCH CROSSBAR



DETAIL C



Parts List		
ITEM	QTY	DESCRIPTION
1	8	1/2" - 13 x 1.25" UNC Hex Screw
2	2	SLEEVE 4 1/2" SQ. x 12" LG.
3	2	Sq.Tubing [7 Ga.] 4" x 29 3/4" LG.
4	2	Sq.Tubing [7 Ga.] 4" x 31 1/2" LG.
5	1	Sq.Tubing [7 Ga.] 4" x 73" LG.

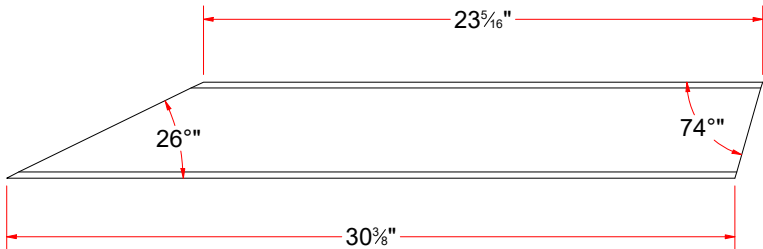
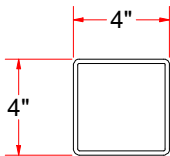
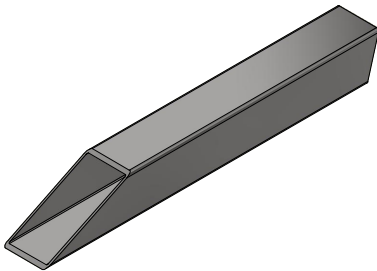


AVW EQUIPMENT CO., INC.
105 S. 9TH AVENUE
MAYWOOD, IL 60153
Tel: 708-343-7738 Fax: 708-343-9065
WWW.AVWEQUIPMENT.COM

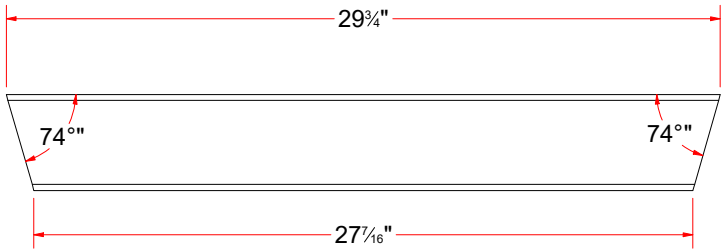
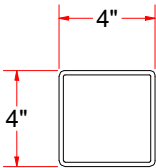
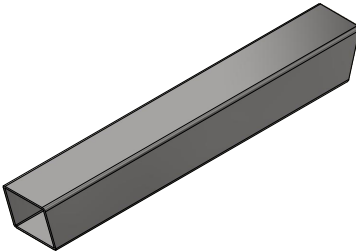
- COMPANY PROPRIETARY NOTE -
THIS DRAWING AND ITS DESIGNS ARE PROPERTY OF AVW EQUIPMENT CO. &
IT IS NOT TO BE USED OR REPRODUCED WITHOUT THE PERMISSION FROM AVW CO.

DRAWN BY	Jose	CUSTOMER: AVW EQUIPMENT CO.	
CHECKED BY		PROJECT: OT2-AG1-W1MM5	
QTY		DESCRIPTION: OCTASQUARED EMPTY ARCH CROSSBAR	
RELEASE DATE	2/22/2021	PART NUMBER: OT2-AA0B	REV#
DIMENSION ARE IN INCHES & PROVIDED PRIOR TO SURFACE TREATMENTS, UNLESS NOTED.		SIZE A	EST WEIGHT: 165 lbmass
			SHEET 13 of 50

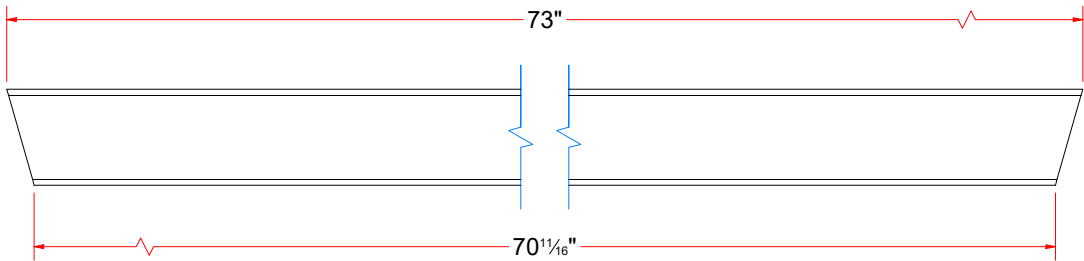
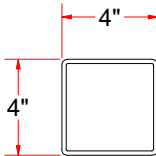

OCTASQUARED TOP CROSSBAR - **Parts**



Sq.Tubing [7 Ga.] 4" x 31 1/2" LG.



Sq.Tubing [7 Ga.] 4" x 29 3/4" LG.



Sq.Tubing [7 Ga.] 4" x 73" LG.

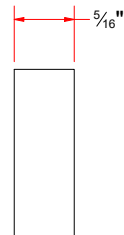
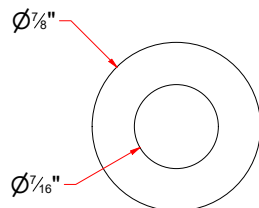
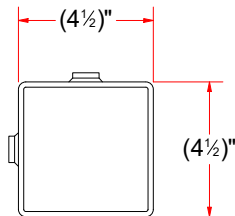
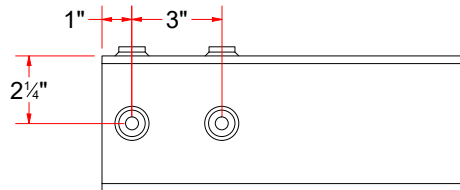
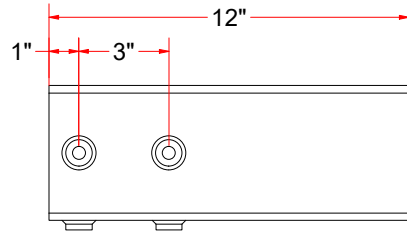


AVW EQUIPMENT CO., INC.
105 S. 9TH AVENUE
MAYWOOD, IL 60153
Tel: 708-343-7738 Fax: 708-343-9065
WWW.AVWEQUIPMENT.COM

- COMPANY PROPRIETARY NOTE -
THIS DRAWING AND ITS DESIGNS ARE PROPERTY OF AVW EQUIPMENT CO. &
IT IS NOT TO BE USED OR REPRODUCED WITHOUT THE PERMISSION FROM AVW CO.

DRAWN BY	Jose	CUSTOMER: AVW EQUIPMENT CO.		
CHECKED BY		PROJECT: OT2-AG1-W1MM5		
QTY		DESCRIPTION: Sq.Tubing [7 Ga.] 4" x 31 1/2" LG.		
RELEASE DATE	2/22/2021	PART NUMBER: OT2-AA0BC		REV#
DIMENSION ARE IN INCHES & PROVIDED PRIOR TO SURFACE TREATMENTS, UNLESS NOTED.		SIZE A	EST WEIGHT:	SHEET 14 of 50

SLEEVE 4 1/2" SQ. x 12" LG.



NOTES:

- 1) WELD NUTS AS SHOWN.
- 2) DRILL THRU SLEEVE USING NUTS AS GUIDE.
- 3) TAP 1/2"-13 THRU ALL HOLES

Parts List		
ITEM	QTY	DESCRIPTION
1	1	Sq.Tubing [7 Ga.] 4 1/2" x 12" LG
2	4	Sleeve Nut 1/2" #5/16" x 7/8"OD x 7/16"ID



AVW EQUIPMENT CO., INC.
105 S. 9TH AVENUE
MAYWOOD, IL 60153
Tel: 708-343-7738 Fax: 708-343-9065
WWW.AVWEQUIPMENT.COM

- COMPANY PROPRIETARY NOTE -

THIS DRAWING AND ITS DESIGNS ARE PROPERTY OF AVW EQUIPMENT CO. & IT IS NOT TO BE USED OR REPRODUCED WITHOUT THE PERMISSION FROM AVW CO.

DRAWN BY

Jose

CUSTOMER: AVW EQUIPMENT CO.

CHECKED BY

PROJECT: OT2-AG1-W1MM5

QTY

DESCRIPTION: SLEEVE 4 1/2" SQ. x 12" LG.

RELEASE DATE

2/22/2021

PART NUMBER: Sleeve 4.5 in x 12 in LG

REV#

DIMENSION ARE IN INCHES & PROVIDED PRIOR TO SURFACE TREATMENTS, UNLESS NOTED.

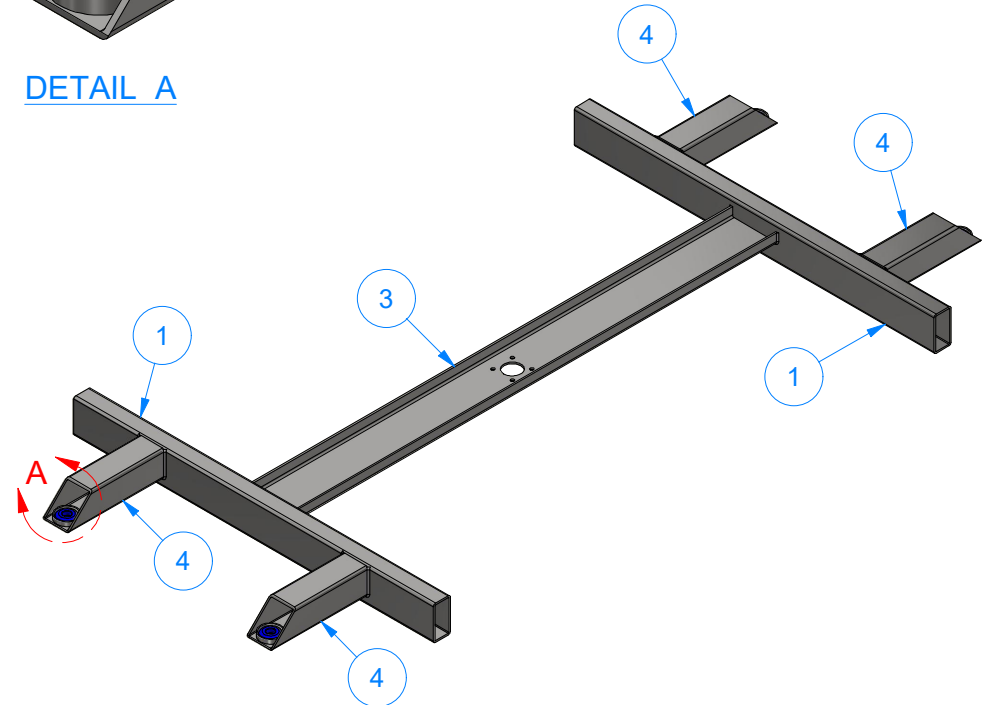
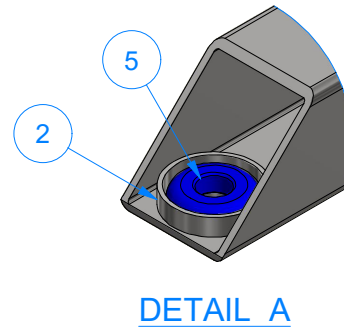
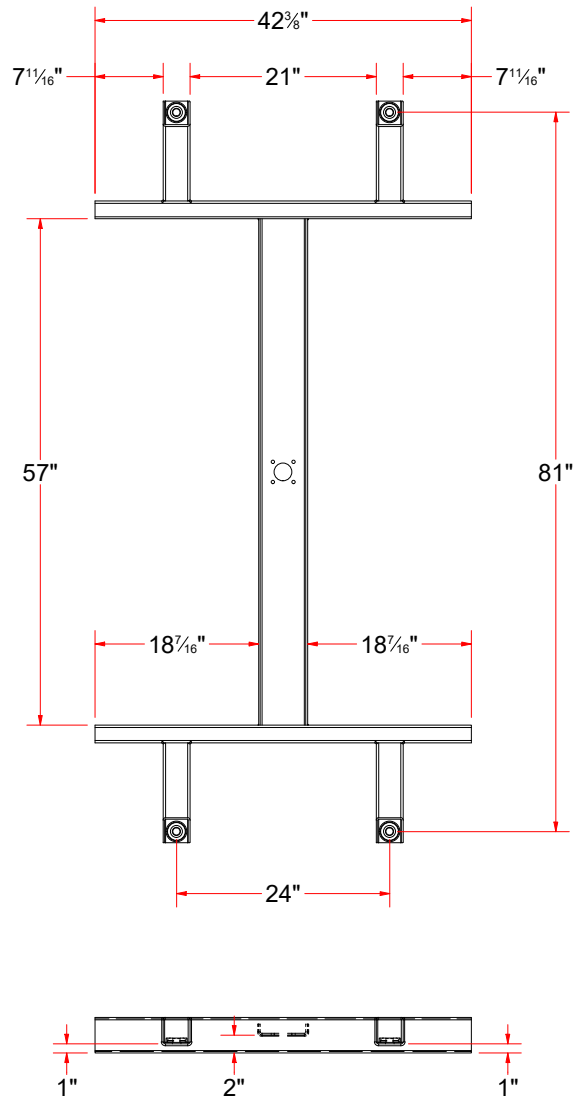
SIZE A

EST WEIGHT: 11

SHEET 15 of 50

PATH:L:\Libraries\Productivity\Sleeves\Sq. Tubing [7 Gauge] 4.5 in x 12 in LG_Weldment\Sleeve 4.5 in x 12 in LG.iam

OT2-MM5AA - OCTASQUARED MINI MITTER MOUNTING FRAME [H]



Parts List		
ITEM	QTY	DESCRIPTION
1	2	Rect. Tube [7 Gauge] 2" x 4" x 42 3/8" LG.
2	4	2" Pipe Sch 10 x 1/2" Lg
3	1	PLATE #3/16" x 7 3/8" x 57" LG.
4	4	Sq. Tube 3" x 3/16" Wall x 11 1/4" LG.
5	4	UHMW - BASKET SUPPORT DISK



AVW EQUIPMENT CO., INC.
105 S. 9TH AVENUE
MAYWOOD, IL 60153
Tel: 708-343-7738 Fax: 708-343-9065
WWW.AVWEQUIPMENT.COM

- COMPANY PROPRIETARY NOTE -

THIS DRAWING AND ITS DESIGNS ARE PROPERTY OF AVW EQUIPMENT CO. & IT IS NOT TO BE USED OR REPRODUCED WITHOUT THE PERMISSION FROM AVW CO.

DRAWN BY

Jose

CUSTOMER: AVW EQUIPMENT CO.

CHECKED BY

PROJECT: OT2-AG1-W1MM5

QTY

DESCRIPTION: OCTASQUARED MINI MITTER MOUNTING FRAME [H]

RELEASE DATE

2/22/2021

PART NUMBER: OT2-MM5AA

REV#

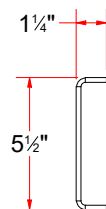
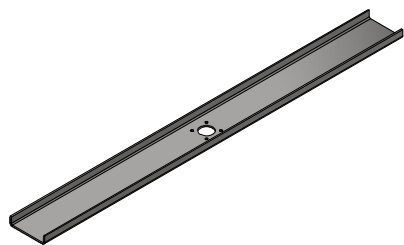
DIMENSION ARE IN INCHES & PROVIDED PRIOR TO SURFACE TREATMENTS, UNLESS NOTED.

SIZE A

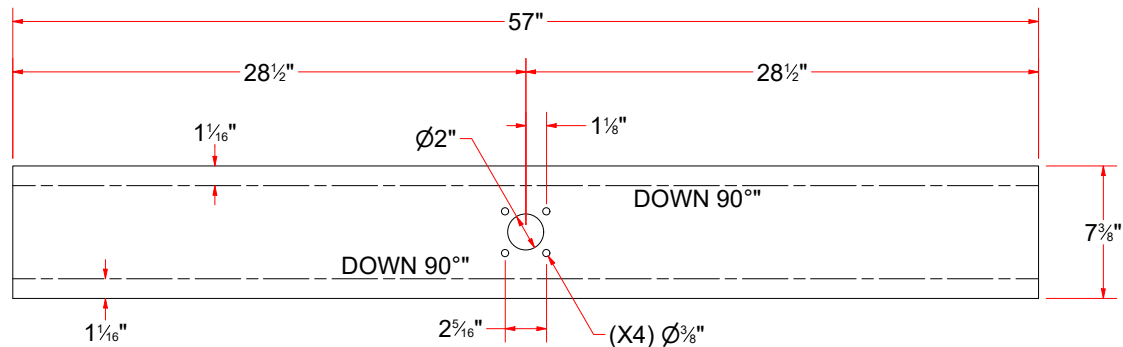
EST WEIGHT: 94 lbmass

SHEET 16 of 50

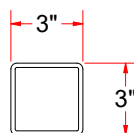
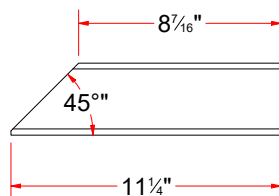
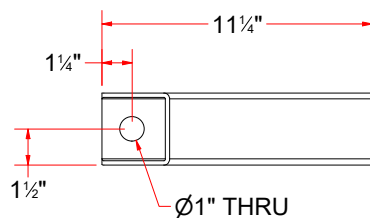
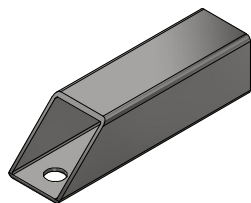
PATH:L:\Libraries\Productivity\Mitter Top Frames\OctaSquared Mitter Top Frames\OT2-MM5A_OctaSquared Mini Mitter Top Frame [H]\OT2-MM5AA_OctaSquared Mini Mitter Mounting Frame\OT2-MM5AA.iam



FORMED



FLAT PATTERN



AVW EQUIPMENT CO., INC.
105 S. 9TH AVENUE
MAYWOOD, IL 60153
Tel: 708-343-7738 Fax: 708-343-9065
WWW.AVWEQUIPMENT.COM

- COMPANY PROPRIETARY NOTE -

THIS DRAWING AND ITS DESIGNS ARE PROPERTY OF AVW EQUIPMENT CO. & IT IS NOT TO BE USED OR REPRODUCED WITHOUT THE PERMISSION FROM AVW CO.

DRAWN BY

Jose

CUSTOMER: AVW EQUIPMENT CO.

CHECKED BY

PROJECT: OT2-AG1-W1MM5

QTY

DESCRIPTION: PLATE #3/16" x 7 3/8" x 57" LG.

RELEASE DATE

2/22/2021

PART NUMBER: OT2-DM2AAA

REV#

DIMENSION ARE IN INCHES & PROVIDED PRIOR TO SURFACE TREATMENTS, UNLESS NOTED.

SIZE
A

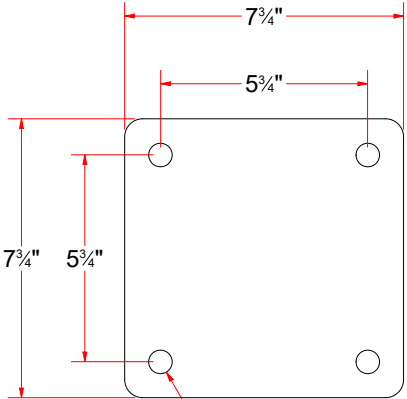
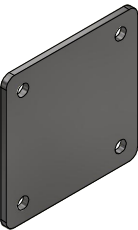
EST WEIGHT:

SHEET 17 of 50

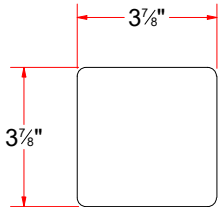
PATH:L:\Libraries\Productivity\Mitter Top Frames\OctaSquared Mitter Top Frames\OT2-DM2A_OctaSquared Dual Mitter Top Frame [H]\OT2-DM2AA_OctaSquared Dual Mitter Mounting Frame [H]\Parts\OT2-DM2AAA.ipt

OT2-AA0A - OCTASQUARED EMPTY ARCH LEG - 84" LG.

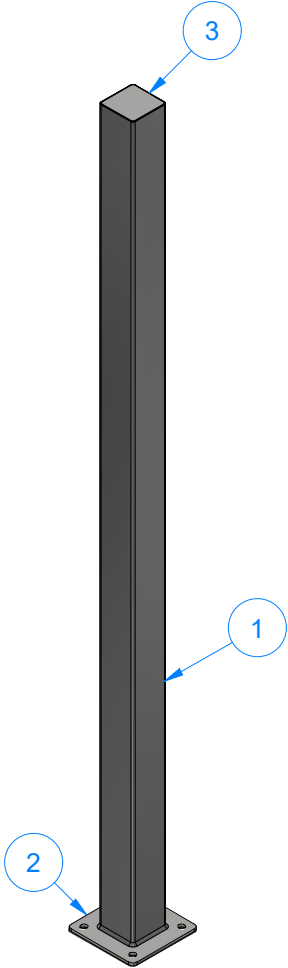
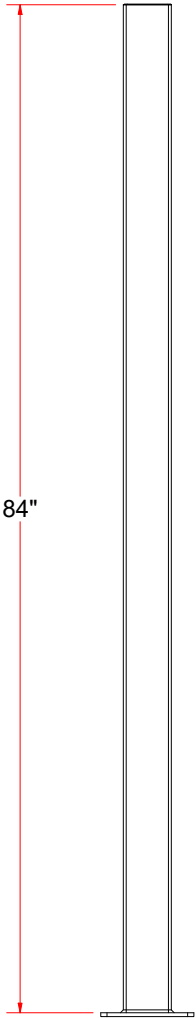
Parts List		
ITEM	QTY	DESCRIPTION
1	1	Sq. Tubing [7 Gauge] 4" x 84" LG
2	1	SS PLATE #5/16" x 7 3/4" x 7 3/4"
3	1	SS Sheet Metal #18Ga x 3 7/8"



(X4) Ø21/32" THRU



18 Ga.
(0.0478)\"/>

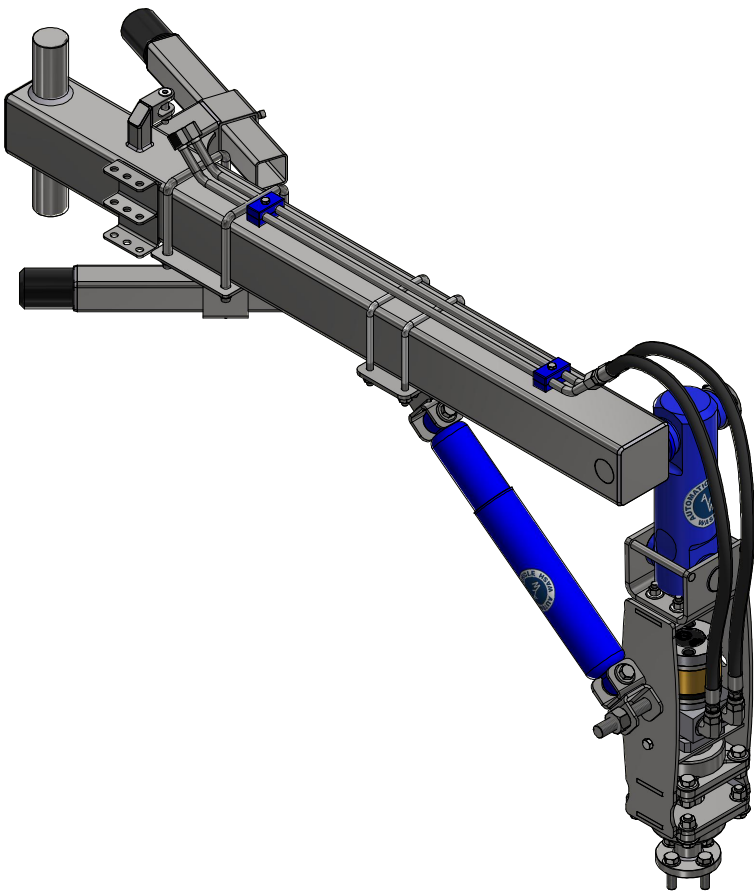
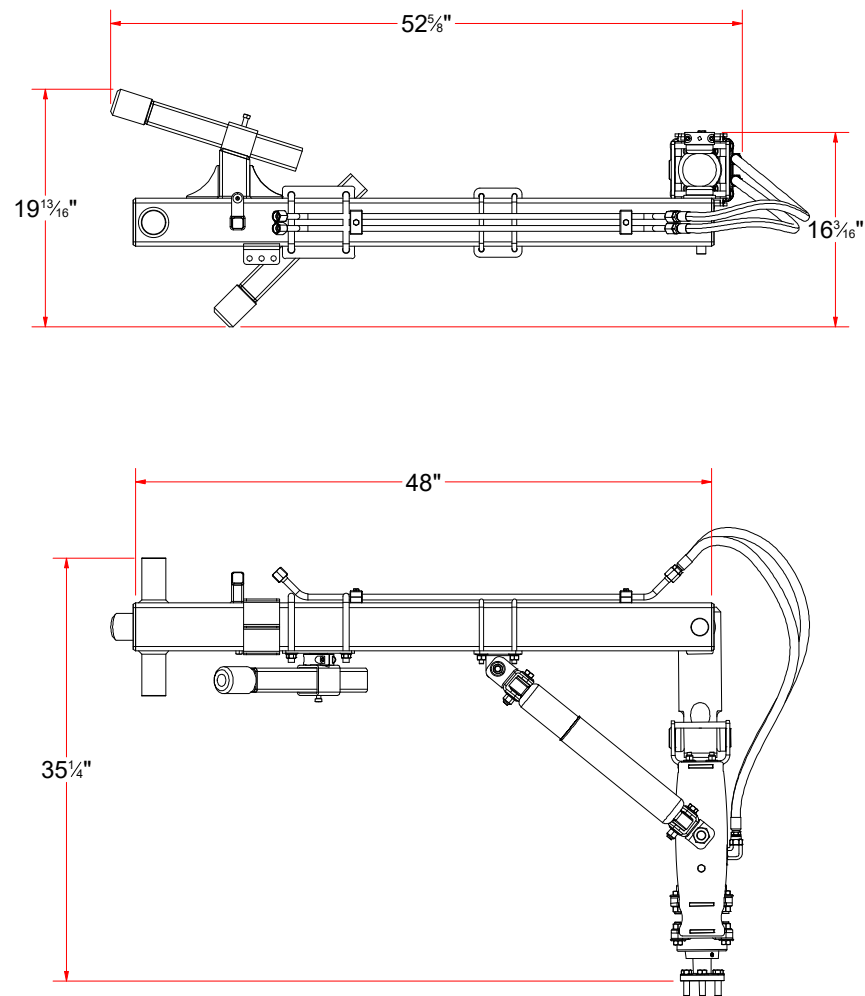


AVW EQUIPMENT CO., INC.
105 S. 9TH AVENUE
MAYWOOD, IL 60153
Tel: 708-343-7738 Fax: 708-343-9065
WWW.AVWEQUIPMENT.COM

- COMPANY PROPRIETARY NOTE -
THIS DRAWING AND ITS DESIGNS ARE PROPERTY OF AVW EQUIPMENT CO. &
IT IS NOT TO BE USED OR REPRODUCED WITHOUT THE PERMISSION FROM AVW CO.

DRAWN BY	Jose	CUSTOMER: AVW EQUIPMENT CO.	
CHECKED BY		PROJECT: OT2-AG1-W1MM5	
QTY		DESCRIPTION: OCTASQUARED EMPTY ARCH LEG - 84" LG.	
RELEASE DATE	2/22/2021	PART NUMBER: OT2-AA0A	REV#
DIMENSION ARE IN INCHES & PROVIDED PRIOR TO SURFACE TREATMENTS, UNLESS NOTED.		SIZE A	EST WEIGHT: 71 lbmass
			SHEET 18 of 50

AG1-WA1D - REVERSED WRAP ARM ASSEMBLY 48" [H DRIVER]

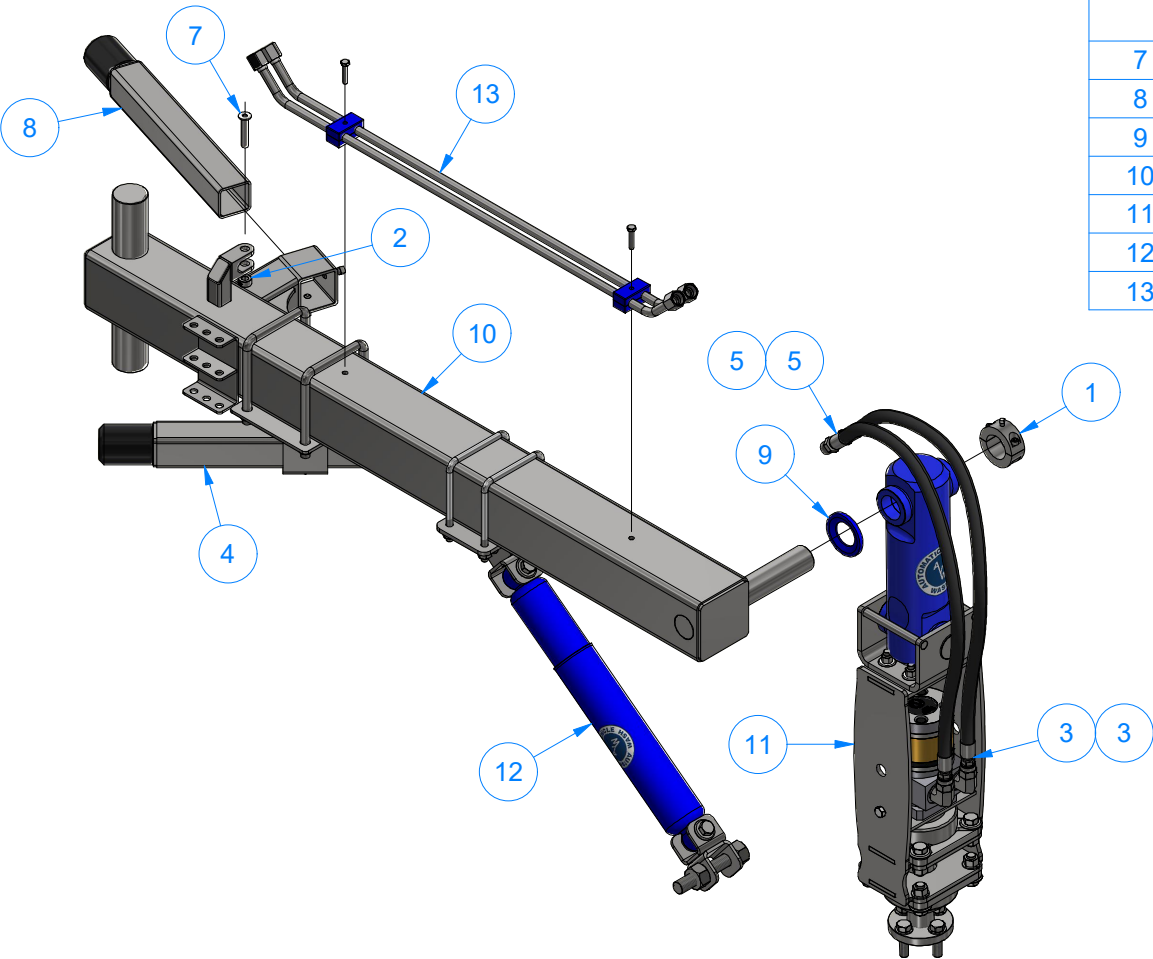


AVW EQUIPMENT CO., INC.
105 S. 9TH AVENUE
MAYWOOD, IL 60153
Tel: 708-343-7738 Fax: 708-343-9065
WWW.AVWEQUIPMENT.COM

- COMPANY PROPRIETARY NOTE -
THIS DRAWING AND ITS DESIGNS ARE PROPERTY OF AVW EQUIPMENT CO. &
IT IS NOT TO BE USED OR REPRODUCED WITHOUT THE PERMISSION FROM AVW CO.

DRAWN BY	Jose	CUSTOMER: AVW EQUIPMENT CO.		
CHECKED BY		PROJECT: OT2-AG1-W1MM5		
QTY		DESCRIPTION: REVERSED WRAP ARM ASSEMBLY 48" [H DRIVER]		
RELEASE DATE	2/22/2021	PART NUMBER: AG1-WA1D	REV#	
DIMENSION ARE IN INCHES & PROVIDED PRIOR TO SURFACE TREATMENTS, UNLESS NOTED.		SIZE A	EST WEIGHT: 172 lbmass	SHEET 19 of 50

AG1-WA1D - REVERSED WRAP ARM ASSEMBLY 48" [H DRIVER]



Parts List		
ITEM	QTY	DESCRIPTION
1	1	1 1/2" Split Collar
2	1	3/8" SET SCREW COLLAR
3	2	37° SWIVEL CRIMP FITTING (FEMALE)
4	1	ADJUSTABLE LOWER RUBBER STOP ARM
5	2	Crimp (Male): 1/2" MJIC, 37deg x 3/8" Male Hose Crimp Fitting
7	1	Pin 3/8" x 2" LG (no hole)
8	1	RUBBER STOP ARM ASSEMBLY
9	1	UHMW Spacer Ring
10	1	WRAP ARM WELDMENT 48" [H DRIVER]
11	1	WRAP AROUND SHAFT ASSEMBLY
12	1	WRAP STABILIZER KIT
13	1	WRAP STRAIGHT ARM - HYDRAULIC LINES (34 LG)

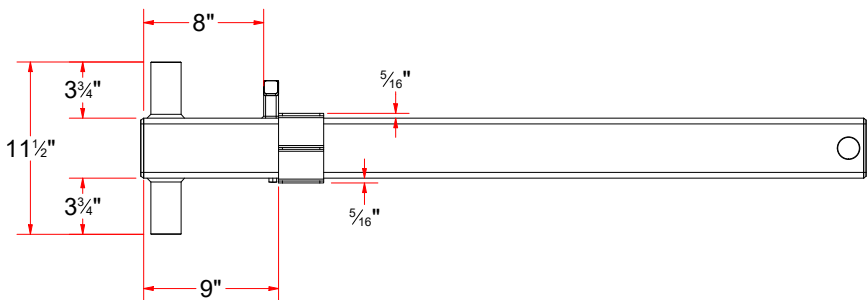
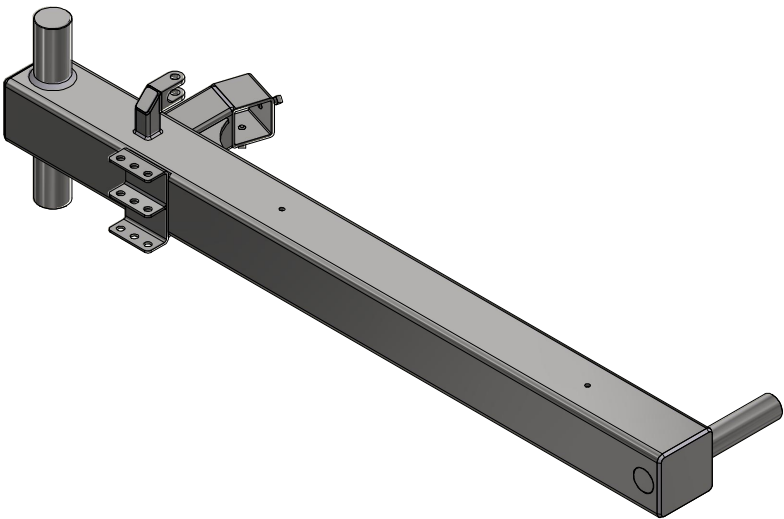
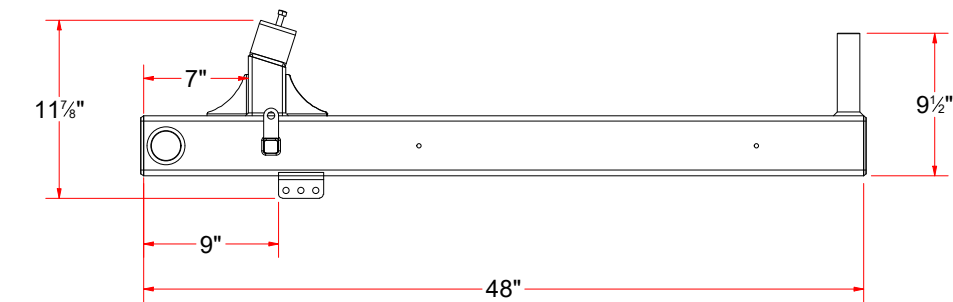


AVW EQUIPMENT CO., INC.
105 S. 9TH AVENUE
MAYWOOD, IL 60153
Tel: 708-343-7738 Fax: 708-343-9065
WWW.AVWEQUIPMENT.COM

- COMPANY PROPRIETARY NOTE -
THIS DRAWING AND ITS DESIGNS ARE PROPERTY OF AVW EQUIPMENT CO. &
IT IS NOT TO BE USED OR REPRODUCED WITHOUT THE PERMISSION FROM AVW CO.

DRAWN BY	Jose	CUSTOMER: AVW EQUIPMENT CO.	
CHECKED BY		PROJECT: OT2-AG1-W1MM5	
QTY		DESCRIPTION: REVERSED WRAP ARM ASSEMBLY 48" [H DRIVER]	
RELEASE DATE	2/22/2021	PART NUMBER: AG1-WA1D	REV#
DIMENSION ARE IN INCHES & PROVIDED PRIOR TO SURFACE TREATMENTS, UNLESS NOTED.		SIZE A	EST WEIGHT: 172 lbmass
			SHEET 20 of 50

AG1-WA1DA - WRAP ARM WELDMENT 48" [H DRIVER]

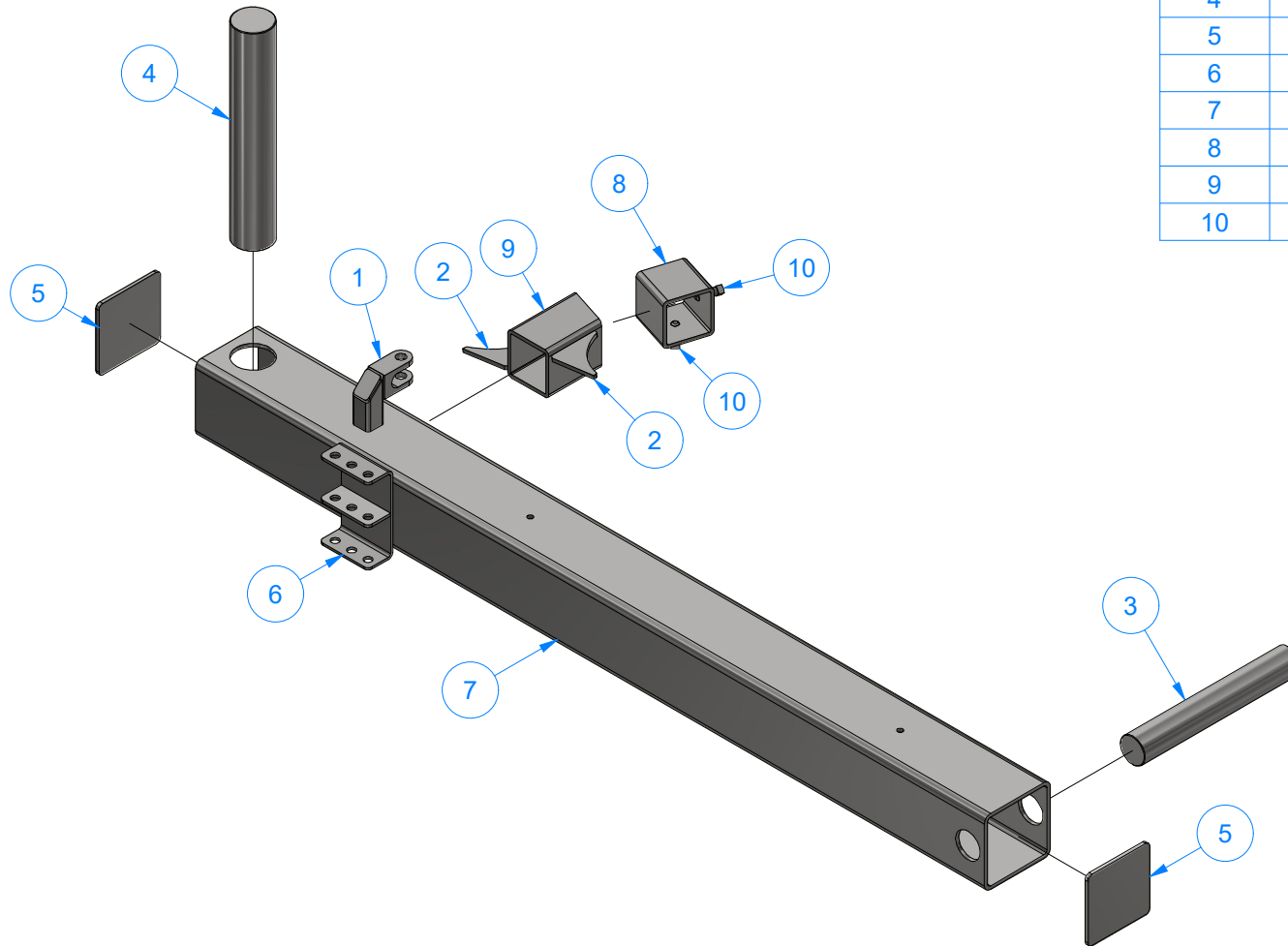


AVW EQUIPMENT CO., INC.
105 S. 9TH AVENUE
MAYWOOD, IL 60153
Tel: 708-343-7738 Fax: 708-343-9065
WWW.AVWEQUIPMENT.COM

- COMPANY PROPRIETARY NOTE -
THIS DRAWING AND ITS DESIGNS ARE PROPERTY OF AVW EQUIPMENT CO. &
IT IS NOT TO BE USED OR REPRODUCED WITHOUT THE PERMISSION FROM AVW CO.

DRAWN BY	Jose	CUSTOMER: AVW EQUIPMENT CO.	
CHECKED BY		PROJECT: OT2-AG1-W1MM5	
QTY		DESCRIPTION: WRAP ARM WELDMENT 48" [H DRIVER]	
RELEASE DATE	2/22/2021	PART NUMBER: AG1-WA1DA	REV#
DIMENSION ARE IN INCHES & PROVIDED PRIOR TO SURFACE TREATMENTS, UNLESS NOTED.		SIZE A	EST WEIGHT: 111 lbmass
PATH: L:\Libraries\Productivity\Assembly Arms\Wrap Arms\Wrap Arm [Reversed -Hydraulic]\AG1-WA1D - Reversed Wrap Arm Assembly 48 in [H Driver]\Parts\AG1-WA1DA - Reversed Wrap Arm Weldment 48 in [H Driver]\AG1-WA1DA.iam		SHEET 21 of 50	

AG1-WA1DA - WRAP ARM WELDMENT 48" [H DRIVER]



Parts List		
ITEM	QTY	DESCRIPTION
1	1	1/2" Clevis
2	2	Gusset #3/16" x 2-3_4x2-3_4
3	1	Round Shaft 1 1/2" O.D. x 9 1/2" LG.
4	1	Round Shaft 2" O.D. x 11 1/2" LG.
5	2	SHEET METAL [#3/16] 3 3/4" x 3 3/4" LG
6	1	SHOCK ABSORBER BRACKET
7	1	Sq. Tube 4" x 4" x 48" LG
8	1	Sq.Tubing [7 Ga.] 4" x 2 1/2" LG.
9	1	Sq.Tubing [7 Ga.] 4" x 4" LG.
10	2	Square Bolt - 3/8"-16 x 3/4" L



AVW EQUIPMENT CO., INC.
105 S. 9TH AVENUE
MAYWOOD, IL 60153
Tel: 708-343-7738 Fax: 708-343-9065
WWW.AVWEQUIPMENT.COM

- COMPANY PROPRIETARY NOTE -

THIS DRAWING AND ITS DESIGNS ARE PROPERTY OF AVW EQUIPMENT CO. & IT IS NOT TO BE USED OR REPRODUCED WITHOUT THE PERMISSION FROM AVW CO.

DRAWN BY

Jose

CUSTOMER: AVW EQUIPMENT CO.

CHECKED BY

PROJECT: OT2-AG1-W1MM5

QTY

DESCRIPTION: WRAP ARM WELDMENT 48" [H DRIVER]

RELEASE DATE

2/22/2021

PART NUMBER: AG1-WA1DA

REV#

DIMENSION ARE IN INCHES & PROVIDED PRIOR TO SURFACE TREATMENTS, UNLESS NOTED.

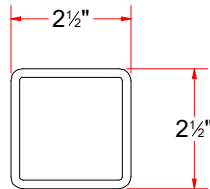
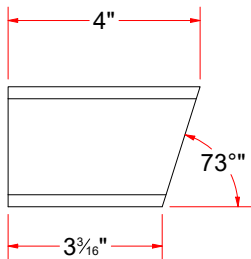
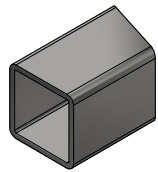
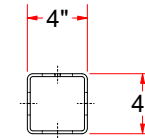
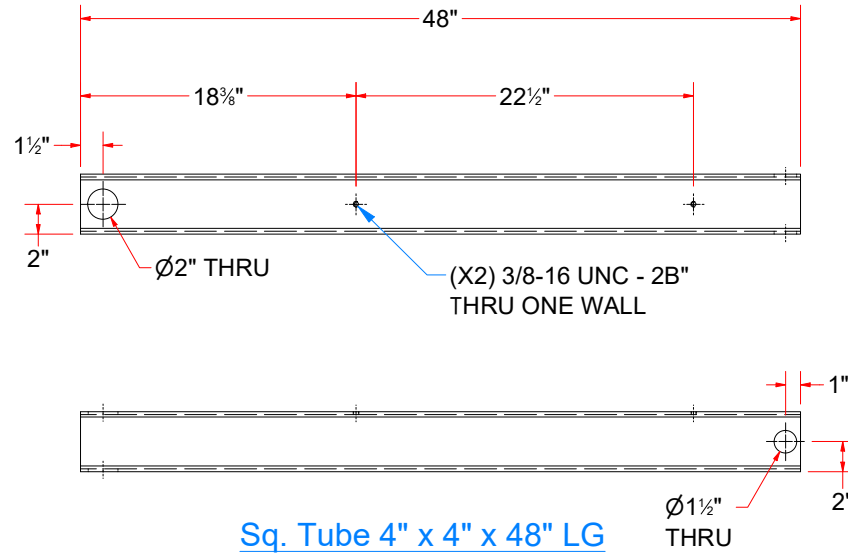
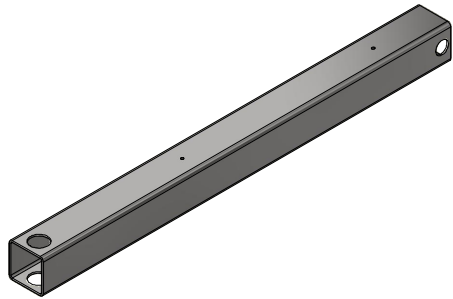
SIZE
A

EST WEIGHT: 111 lbmass

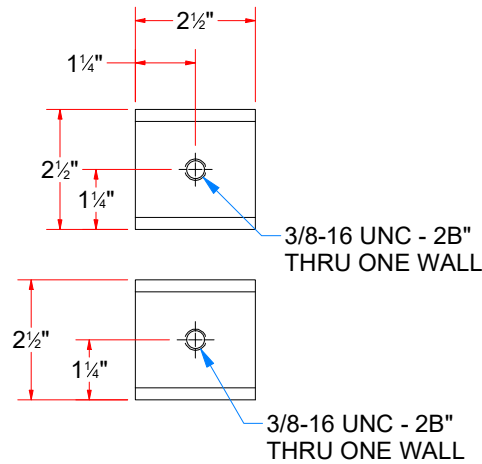
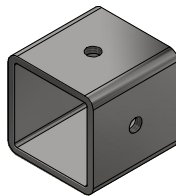
SHEET 22 of 50

PATH: L:\Libraries\Productivity\Assembly Arms\Wrap Arms\Wrap Arm [Reversed -Hydraulic]\AG1-WA1D - Reversed Wrap Arm Assembly 48 in [H Driver]\Parts\AG1-WA1DA - Reversed Wrap Arm Weldment 48 in [H Driver]\AG1-WA1DA.iam

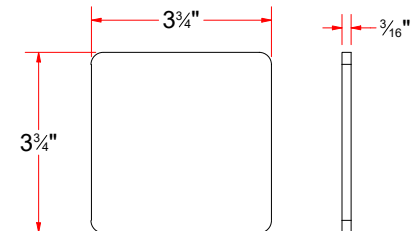
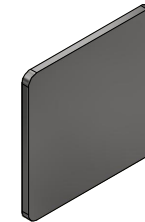
WRAP ARM 48" - Parts



Sq. Tubing [7 Ga.] 4" x 4" LG.



Sq. Tubing [7 Ga.] 4" x 2 1/2" LG.



SHEET METAL [#3/16] 3 3/4" x 3 3/4" LG



AVW EQUIPMENT CO., INC.
105 S. 9TH AVENUE
MAYWOOD, IL 60153
Tel: 708-343-7738 Fax: 708-343-9065
WWW.AVWEQUIPMENT.COM

- COMPANY PROPRIETARY NOTE -

THIS DRAWING AND ITS DESIGNS ARE PROPERTY OF AVW EQUIPMENT CO. & IT IS NOT TO BE USED OR REPRODUCED WITHOUT THE PERMISSION FROM AVW CO.

DRAWN BY

Jose

CUSTOMER: AVW EQUIPMENT CO.

CHECKED BY

PROJECT: OT2-AG1-W1MM5

QTY

DESCRIPTION: Sq. Tube 4" x 4" x 48" LG

RELEASE DATE

2/22/2021

PART NUMBER: AG1-WA1DAA

REV#

DIMENSION ARE IN INCHES & PROVIDED PRIOR TO SURFACE TREATMENTS, UNLESS NOTED.

SIZE A

EST WEIGHT:

SHEET 23 of 50

PATH: L:\Libraries\Productivity\Assembly Arms\Wrap Arms\Wrap Arm [Reversed -Hydraulic]\AG1-WA1D - Reversed Wrap Arm Assembly 48 in [H Driver]\Parts\AG1-WA1DAA - Reversed Wrap Arm Weldment 48 in [H Driver]\Parts\AG1-WA1DAA.ipt

A detailed 3D CAD model of a robotic arm assembly. The assembly consists of a long, horizontal, grey beam. At the left end of the beam, there is a complex mounting structure with a vertical rod and various brackets. The beam is supported by a base at the right end. This base includes a blue hydraulic cylinder, which is connected to the beam. A black cable is also connected to the base. The entire assembly is shown in a perspective view, highlighting its mechanical components and structure.

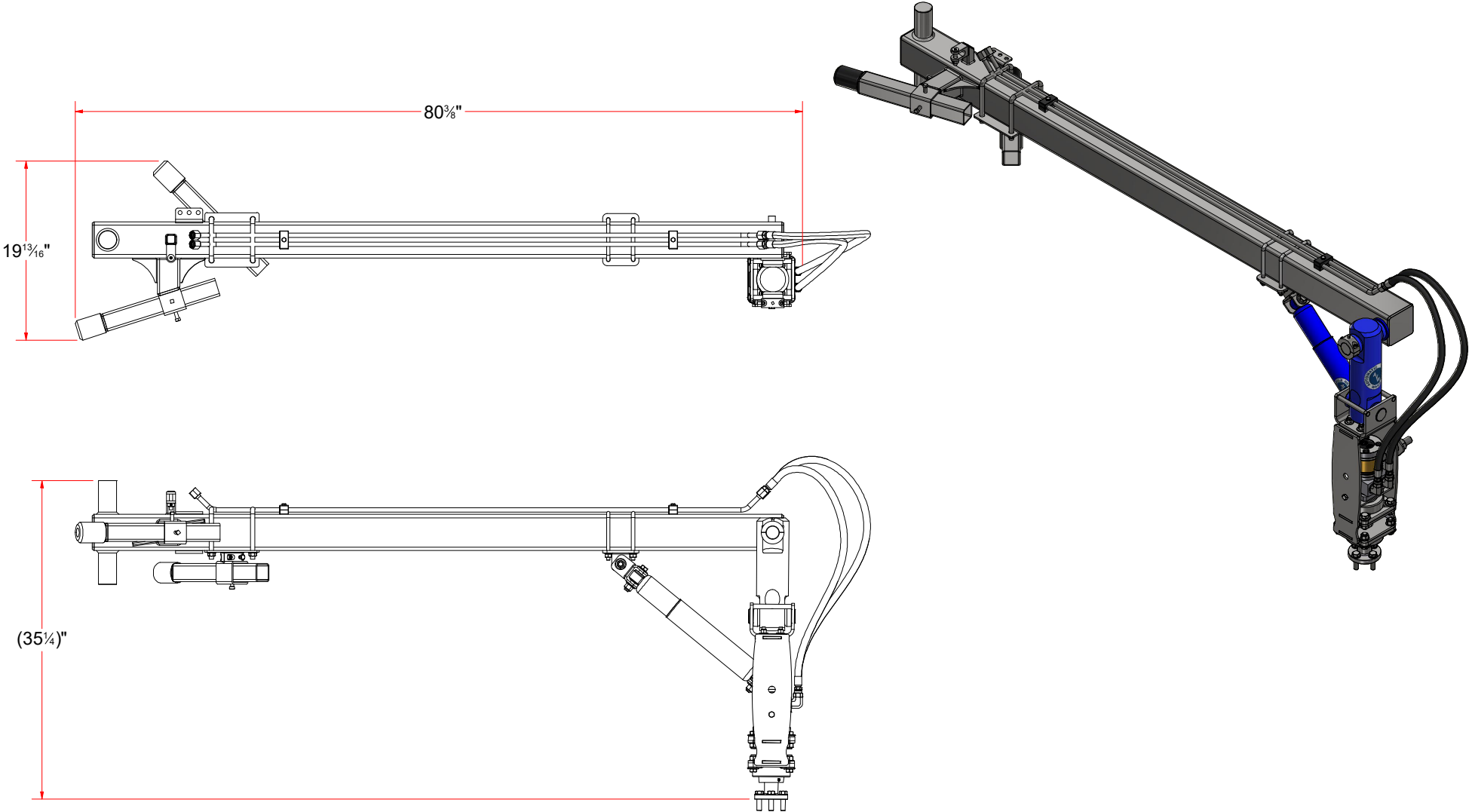


- COMPANY PROPRIETARY NOTE -
THIS DRAWING AND ITS DESIGNS ARE PROPERTY OF AVW EQUIPMENT CO. &
NOT TO BE USED OR REPRODUCED WITHOUT THE PERMISSION FROM AVW CO.

SHEET 24 of 50

PATH:L:\Libraries\Productivity\Assembly Arms\Wrap Arms\Wrap Arm [Reversed -Hydraulic]\AG1-WA1E - Reversed Wrap Arm Assembly 76 in [H Passenger]\AG1-WA1E.iam

AG1-WA1E - REVERSED WRAP ARM ASSEMBLY 76" [H PASSENGER]

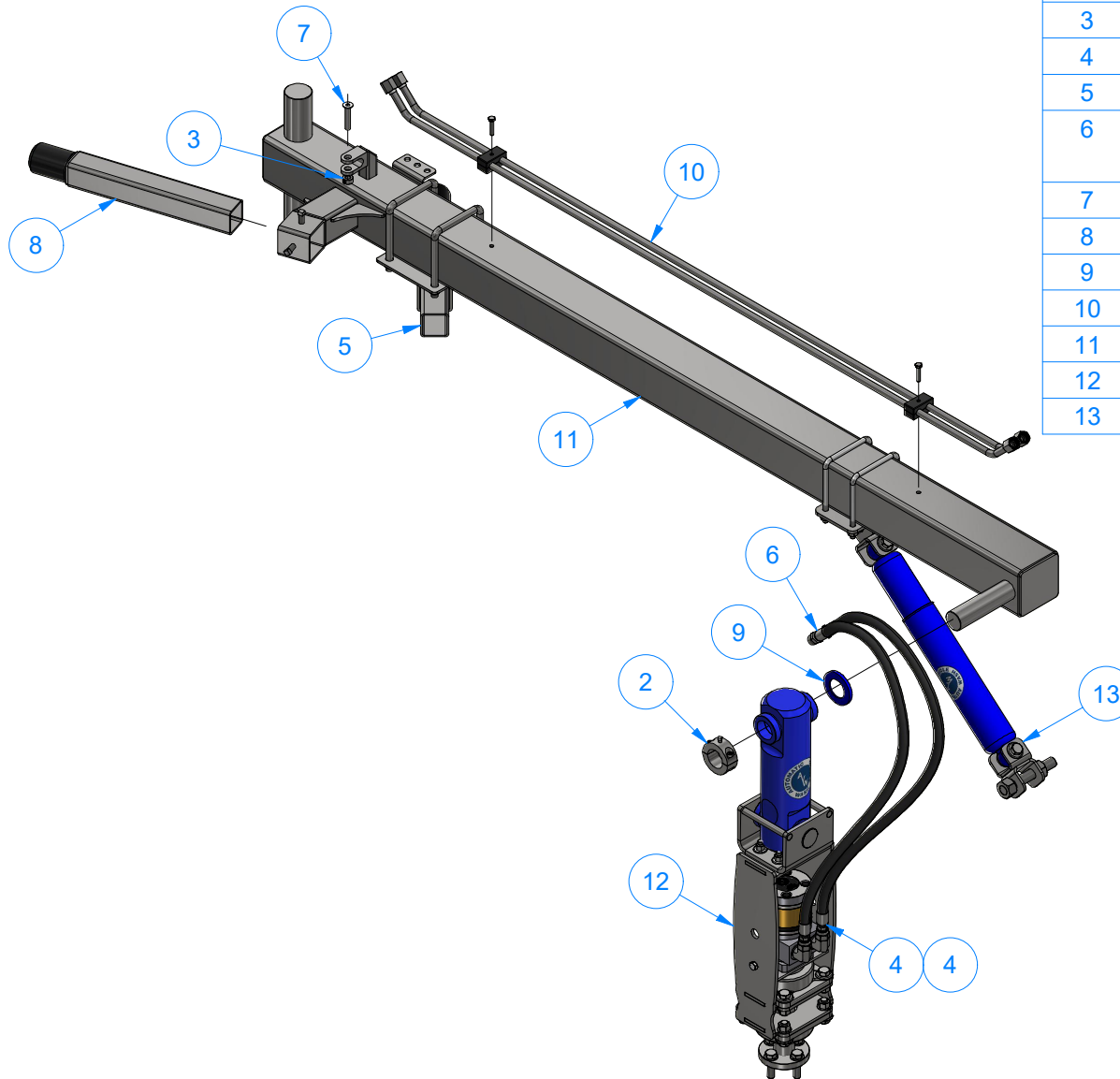


AVW EQUIPMENT CO., INC.
105 S. 9TH AVENUE
MAYWOOD, IL 60153
Tel: 708-343-7738 Fax: 708-343-9065
WWW.AVWEQUIPMENT.COM

- COMPANY PROPRIETARY NOTE -
THIS DRAWING AND ITS DESIGNS ARE PROPERTY OF AVW EQUIPMENT CO. &
IT IS NOT TO BE USED OR REPRODUCED WITHOUT THE PERMISSION FROM AVW CO.

DRAWN BY	Jose	CUSTOMER: AVW EQUIPMENT CO.		
CHECKED BY		PROJECT: OT2-AG1-W1MM5		
QTY		DESCRIPTION: REVERSED WRAP ARM ASSEMBLY 76" [H PASSENGER]		
RELEASE DATE	2/22/2021	PART NUMBER: AG1-WA1E	REV#	
DIMENSION ARE IN INCHES & PROVIDED PRIOR TO SURFACE TREATMENTS, UNLESS NOTED.		SIZE A	EST WEIGHT: 195 lbmass	SHEET 25 of 50

AG1-WA1E - REVERSED WRAP ARM ASSEMBLY 76" [H PASSENGER]



Parts List		
ITEM	QTY	DESCRIPTION
2	1	1 1/2" Split Collar
3	1	3/8" SET SCREW COLLAR
4	2	37° SWIVEL CRIMP FITTING (FEMALE)
5	1	ADJUSTABLE LOWER RUBBER STOP ARM
6	2	Crimp (Male): 1/2" MJIC, 37deg x 3/8" Male Hose Crimp Fitting
7	1	Pin 3/8" x 2" LG (no hole)
8	1	RUBBER STOP ARM ASSEMBLY
9	1	UHMW Spacer Ring
10	1	WRAP ARM - 76" LG. HYDRAULIC LINE ASSEMBLY
11	1	WRAP ARM WELDMENT 76" [H PASSENGER]
12	1	WRAP AROUND SHAFT ASSEMBLY
13	1	WRAP STABILIZER KIT



AVW EQUIPMENT CO., INC.
105 S. 9TH AVENUE
MAYWOOD, IL 60153
Tel: 708-343-7738 Fax: 708-343-9065
WWW.AVWEQUIPMENT.COM

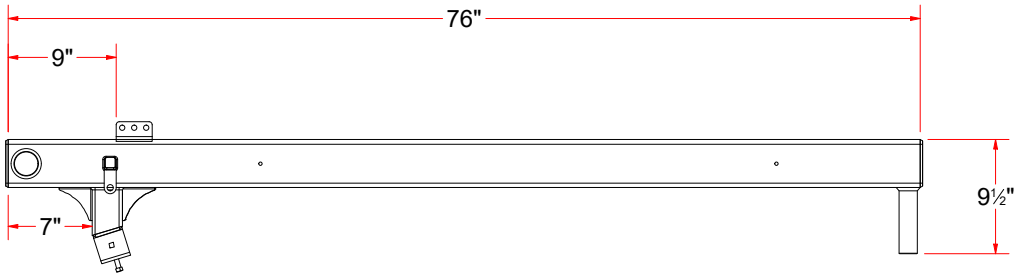

- COMPANY PROPRIETARY NOTE -

THIS DRAWING AND ITS DESIGNS ARE PROPERTY OF AVW EQUIPMENT CO. & IT IS NOT TO BE USED OR REPRODUCED WITHOUT THE PERMISSION FROM AVW CO.

DRAWN BY	Jose	CUSTOMER: AVW EQUIPMENT CO.	
CHECKED BY		PROJECT: OT2-AG1-W1MM5	
QTY		DESCRIPTION: REVERSED WRAP ARM ASSEMBLY 76" [H PASSENGER]	
RELEASE DATE	2/22/2021	PART NUMBER: AG1-WA1E	REV#
DIMENSION ARE IN INCHES & PROVIDED PRIOR TO SURFACE TREATMENTS, UNLESS NOTED.		SIZE A	EST WEIGHT: 195 lbmass
			SHEET 26 of 50

PATH:L:\Libraries\Productivity\Assembly Arms\Wrap Arms\Wrap Arm [Reversed -Hydraulic]\AG1-WA1E - Reversed Wrap Arm Assembly 76 in [H Passenger]\AG1-WA1E.iam

AG1-WA1EA - WRAP ARM WELDMENT 76" [H PASSENGER]



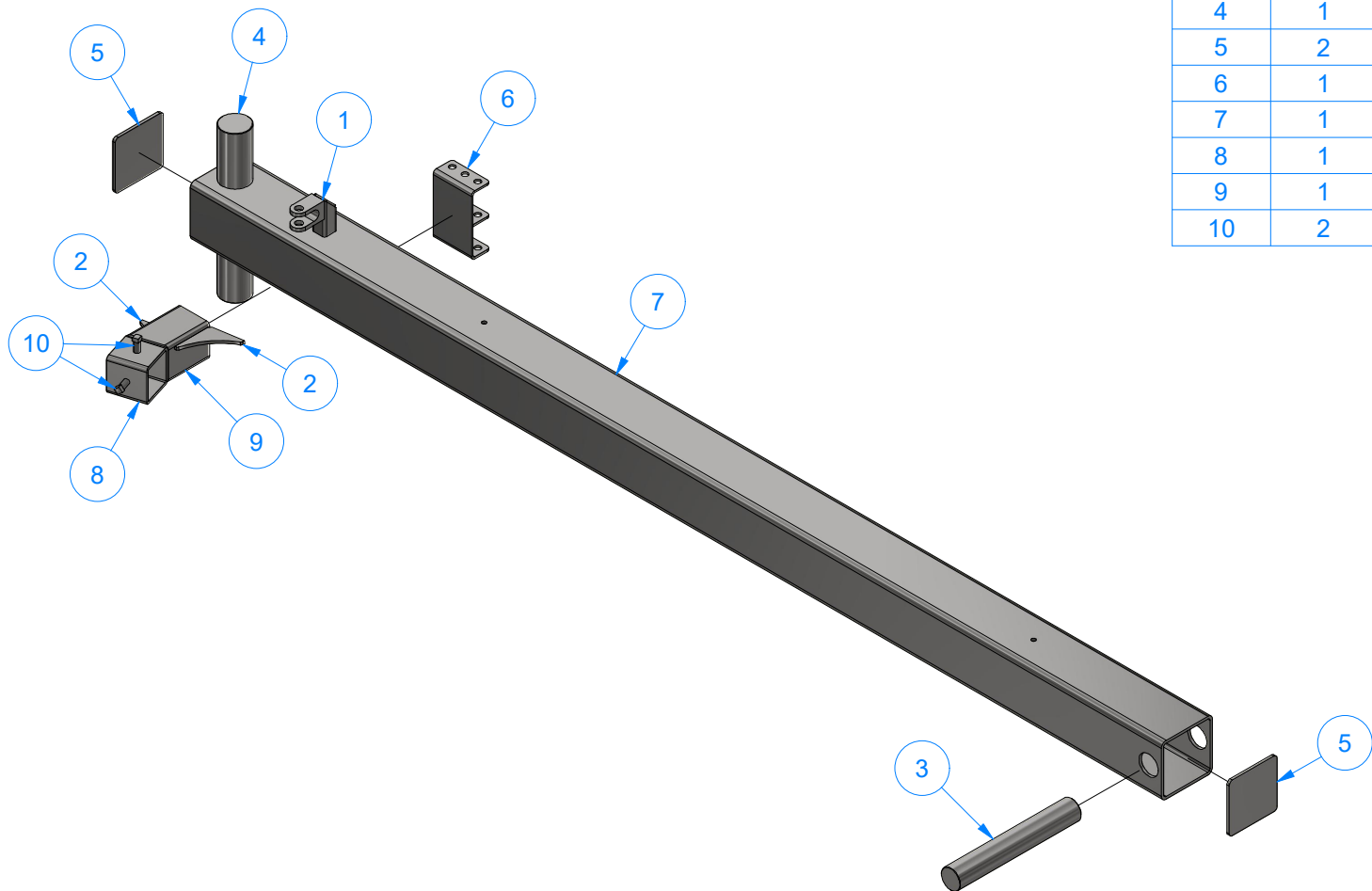
AVW EQUIPMENT CO., INC.
105 S. 9TH AVENUE
MAYWOOD, IL 60153
Tel: 708-343-7738 Fax: 708-343-9065
WWW.AVWEQUIPMENT.COM

- COMPANY PROPRIETARY NOTE -
THIS DRAWING AND ITS DESIGNS ARE PROPERTY OF AVW EQUIPMENT CO. &
IT IS NOT TO BE USED OR REPRODUCED WITHOUT THE PERMISSION FROM AVW CO.

DRAWN BY	Jose	CUSTOMER: AVW EQUIPMENT CO.		
CHECKED BY		PROJECT: OT2-AG1-W1MM5		
QTY		DESCRIPTION: WRAP ARM WELDMENT 76" [H PASSENGER]		
RELEASE DATE	2/22/2021	PART NUMBER: AG1-WA1EA	REV#	
DIMENSION ARE IN INCHES & PROVIDED PRIOR TO SURFACE TREATMENTS, UNLESS NOTED.		SIZE A	EST WEIGHT: 133 lbmass	SHEET 27 of 50

PATH: L:\Libraries\Productivity\Assembly Arms\Wrap Arms\Wrap Arm [Reversed -Hydraulic]\AG1-WA1E - Reversed Wrap Arm Assembly 76 In [H Passenger]\Parts\AG1-WA1EA - Reversed Straight Wrap Arm Weldment [Passenger Side 76]\AG1-WA1EA.iam

AG1-WA1EA - WRAP ARM WELDMENT 76" [H PASSENGER]



Parts List		
ITEM	QTY	DESCRIPTION
1	1	1/2" Clevis
2	2	Gusset #3/16" x 2-3_4x2-3_4
3	1	Round Shaft 1 1/2" O.D. x 9 1/2" LG.
4	1	Round Shaft 2" O.D. x 11 1/2" LG.
5	2	SHEET METAL [#3/16] 3 3/4" x 3 3/4" LG
6	1	SHOCK ABSORBER BRACKET
7	1	Sq. Tube 4" x 4" x 76" LG
8	1	Sq.Tubing [7 Ga.] 4" x 2 1/2" LG.
9	1	Sq.Tubing [7 Ga.] 4" x 4" LG.
10	2	Square Bolt - 3/8"-16 x 3/4" L

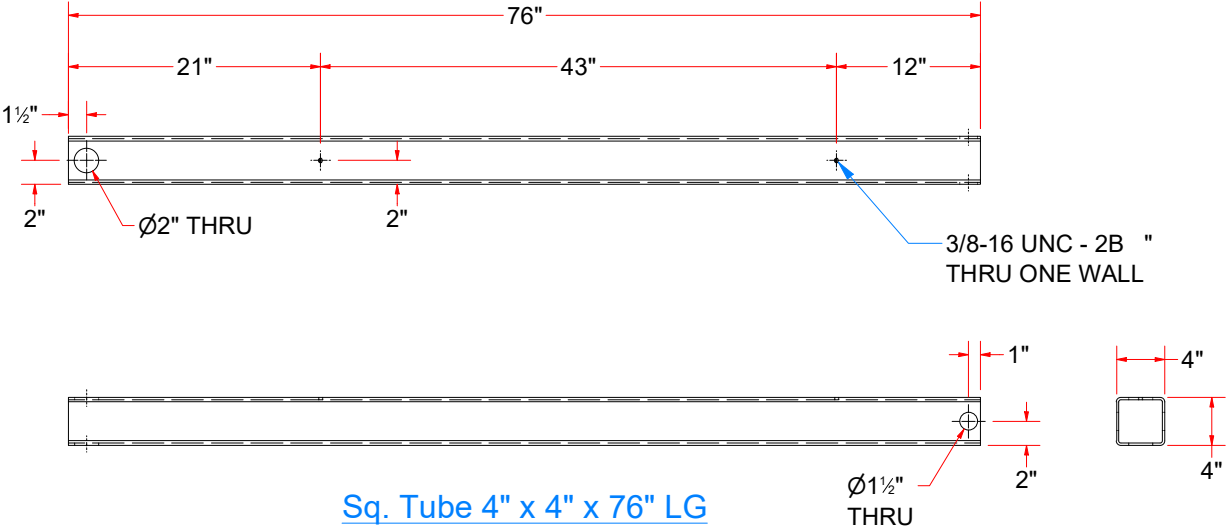
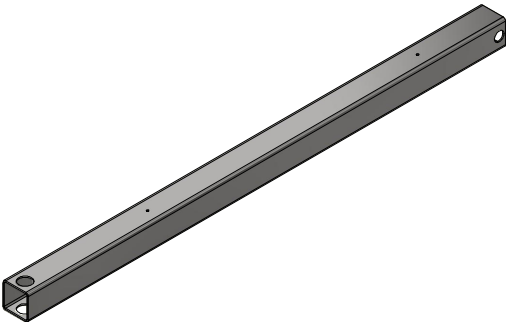


AVW EQUIPMENT CO., INC.
105 S. 9TH AVENUE
MAYWOOD, IL 60153
Tel: 708-343-7738 Fax: 708-343-9065
WWW.AVWEQUIPMENT.COM

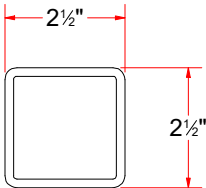
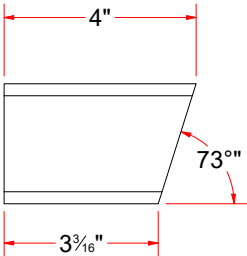
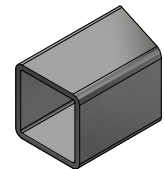
- COMPANY PROPRIETARY NOTE -
THIS DRAWING AND ITS DESIGNS ARE PROPERTY OF AVW EQUIPMENT CO. &
IT IS NOT TO BE USED OR REPRODUCED WITHOUT THE PERMISSION FROM AVW CO.

DRAWN BY	Jose	CUSTOMER: AVW EQUIPMENT CO.	
CHECKED BY		PROJECT: OT2-AG1-W1MM5	
QTY		DESCRIPTION: WRAP ARM WELDMENT 76" [H PASSENGER]	
RELEASE DATE	2/22/2021	PART NUMBER: AG1-WA1EA	REV#
DIMENSION ARE IN INCHES & PROVIDED PRIOR TO SURFACE TREATMENTS, UNLESS NOTED.		SIZE A	SHEET 28 of 50
		EST WEIGHT: 133 lbmass	

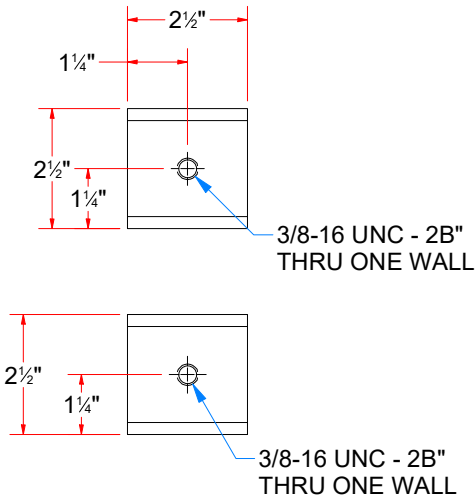
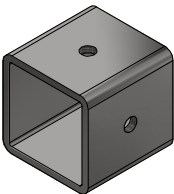
WRAP ARM 76" - Parts



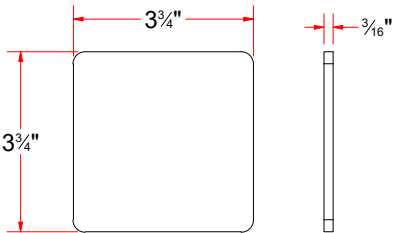
Sq. Tube 4" x 4" x 76" LG



Sq. Tubing [7 Ga.] 4" x 4" LG.



Sq. Tubing [7 Ga.] 4" x 2 1/2" LG.



SHEET METAL [#3/16] 3 3/4" x 3 3/4" LG



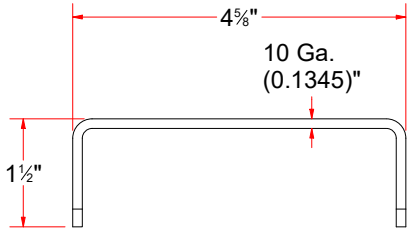

AVW EQUIPMENT CO., INC.
105 S. 9TH AVENUE
MAYWOOD, IL 60153
Tel: 708-343-7738 Fax: 708-343-9065
WWW.AVWEQUIPMENT.COM

- COMPANY PROPRIETARY NOTE -
THIS DRAWING AND ITS DESIGNS ARE PROPERTY OF AVW EQUIPMENT CO. &
IT IS NOT TO BE USED OR REPRODUCED WITHOUT THE PERMISSION FROM AVW CO.

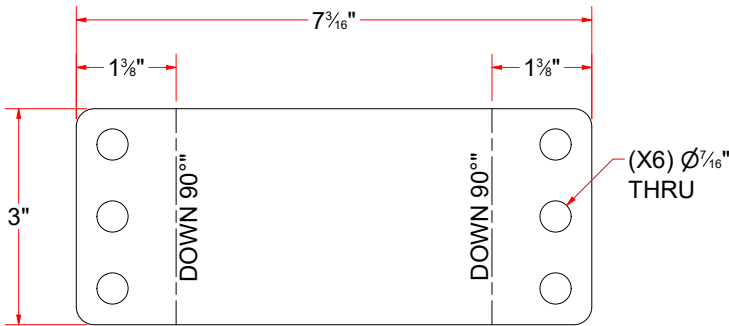
DRAWN BY	Jose	CUSTOMER: AVW EQUIPMENT CO.	
CHECKED BY		PROJECT: OT2-AG1-W1MM5	
QTY		DESCRIPTION: Sq. Tube 4" x 4" x 76" LG	
RELEASE DATE	2/22/2021	PART NUMBER: AG1-WA1EAA	REV#
DIMENSION ARE IN INCHES & PROVIDED PRIOR TO SURFACE TREATMENTS, UNLESS NOTED.		SIZE A	EST WEIGHT:
			SHEET 29 of 50

SAB1 - SHOCK ABSORBER BRACKET

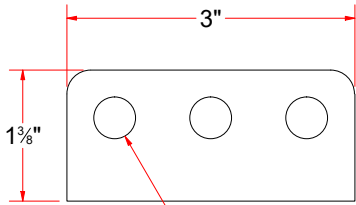
Parts List		
ITEM	QTY	DESCRIPTION
1	1	SS Sheet Metal #10Ga x 1 3/8" x 3" LG.
2	1	SS Sheet Metal #10Ga x 3" x 7 3/16" LG.



FORMED



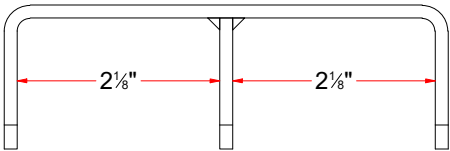
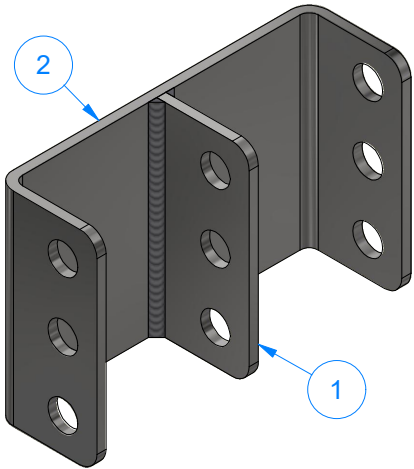
FLAT PATTERN



(X3) Ø 7/16" THRU



10 Ga. (0.1345")



AVW EQUIPMENT CO., INC.
105 S. 9TH AVENUE
MAYWOOD, IL 60153
Tel: 708-343-7738 Fax: 708-343-9065
WWW.AVWEQUIPMENT.COM

- COMPANY PROPRIETARY NOTE -
THIS DRAWING AND ITS DESIGNS ARE PROPERTY OF AVW EQUIPMENT CO. &
IT IS NOT TO BE USED OR REPRODUCED WITHOUT THE PERMISSION FROM AVW CO.

DRAWN BY

Jose

CUSTOMER: AVW EQUIPMENT CO.

CHECKED BY

PROJECT: OT2-AG1-W1MM5

QTY

DESCRIPTION: SHOCK ABSORBER BRACKET

RELEASE DATE

2/22/2021

PART NUMBER: SAB1

REV#

DIMENSION ARE IN INCHES & PROVIDED PRIOR TO SURFACE TREATMENTS, UNLESS NOTED.

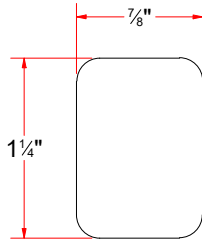
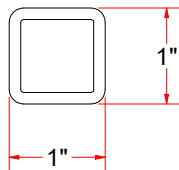
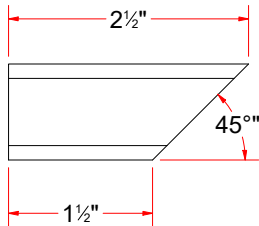
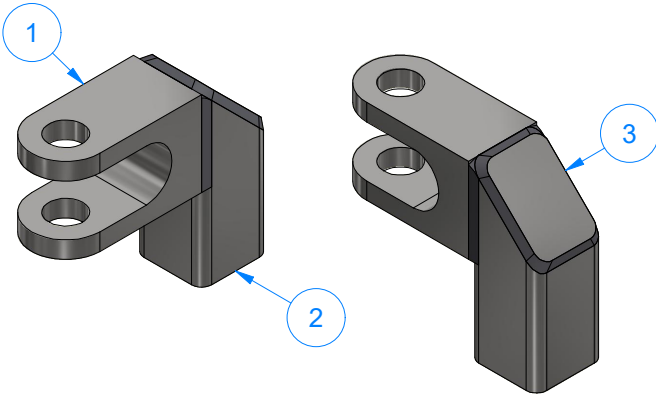
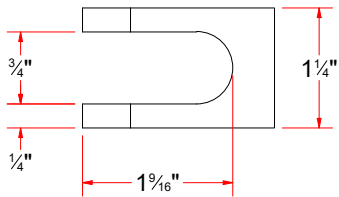
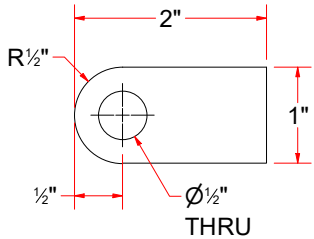
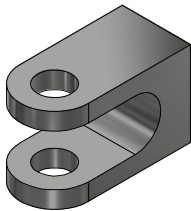
SIZE A

EST WEIGHT: 52 lbmass

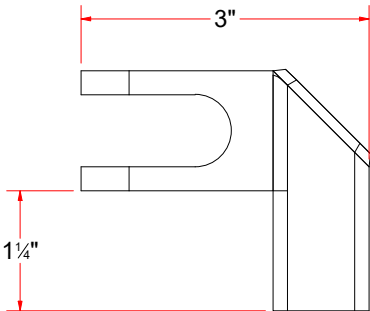
SHEET 30 of 50

AVWCC - 1_2 Clevis

Parts List		
ITEM	QTY	DESCRIPTION
1	1	1/2" Clevis
2	1	Sq. Tubing # x 1" x 1" x 2 1/2" LG.
3	1	Steel Plate #12Ga x 7/8" x 1 1/4"



12 Ga.
(0.1046)"

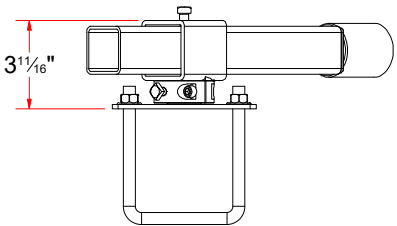
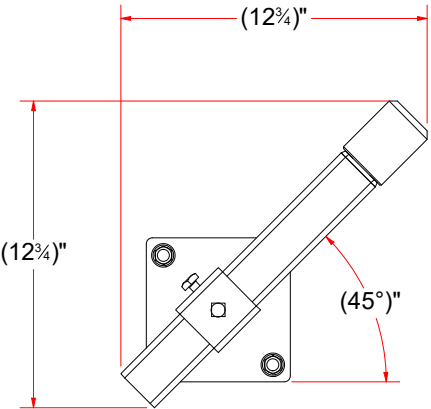


AVW EQUIPMENT CO., INC.
105 S. 9TH AVENUE
MAYWOOD, IL 60153
Tel: 708-343-7738 Fax: 708-343-9065
WWW.AVWEQUIPMENT.COM

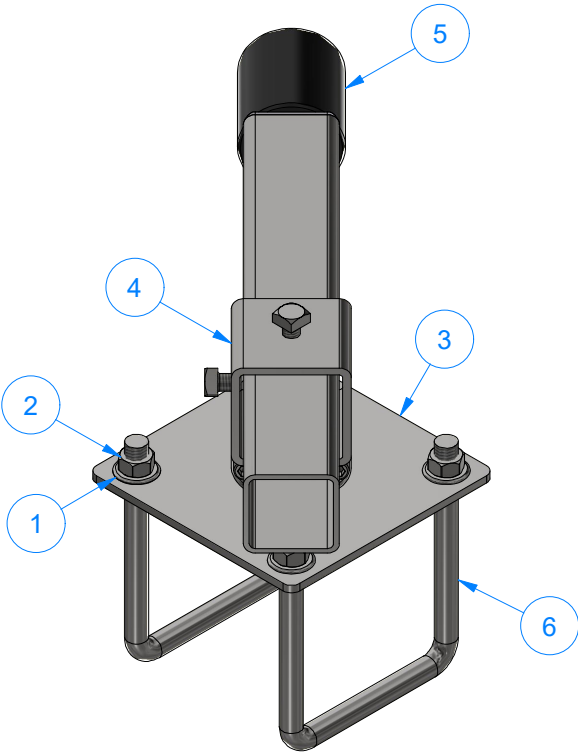
- COMPANY PROPRIETARY NOTE -
THIS DRAWING AND ITS DESIGNS ARE PROPERTY OF AVW EQUIPMENT CO. &
IT IS NOT TO BE USED OR REPRODUCED WITHOUT THE PERMISSION FROM AVW CO.

DRAWN BY	Jose	CUSTOMER: AVW EQUIPMENT CO.	
CHECKED BY		PROJECT: OT2-AG1-W1MM5	
QTY		DESCRIPTION: 1/2" Clevis	
RELEASE DATE	2/22/2021	PART NUMBER: AVWCC - 1_2 Clevis	REV#
DIMENSION ARE IN INCHES & PROVIDED PRIOR TO SURFACE TREATMENTS, UNLESS NOTED.		SIZE A EST WEIGHT: 1 lbmass	SHEET 31 of 50

WA3DB-2639 - ADJUSTABLE LOWER RUBBER STOP ARM



Parts List		
ITEM	QTY	DESCRIPTION
1	4	3/8" R Flat Washer
2	4	3/8"-16 18-8ss Heavy Hex Nut
3	1	ADJUSTABLE PLATE
4	1	ADJUSTABLE SLEEVE
5	1	RUBBER STOP ARM ASSEMBLY
6	2	Square U Bolt D 1/2" x 4" x 6 1/4" LG



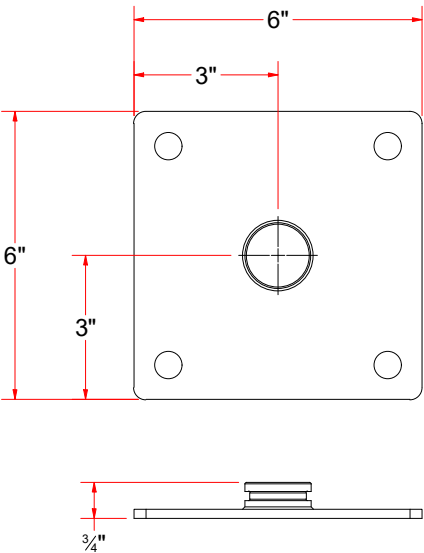
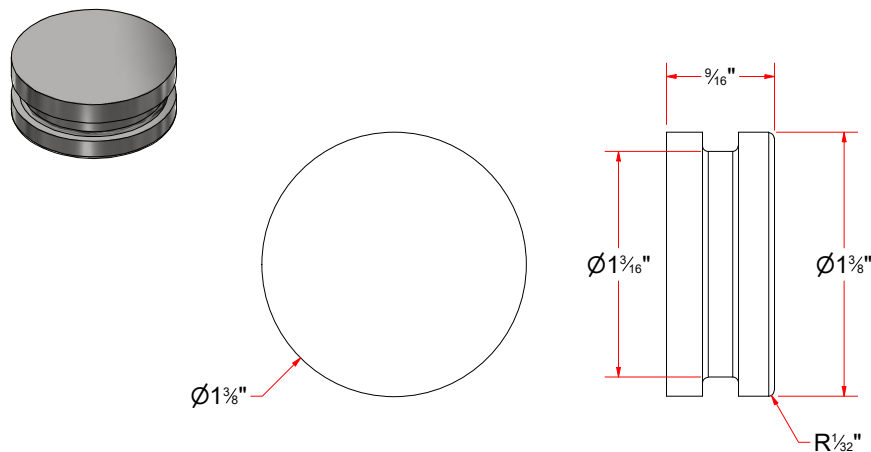
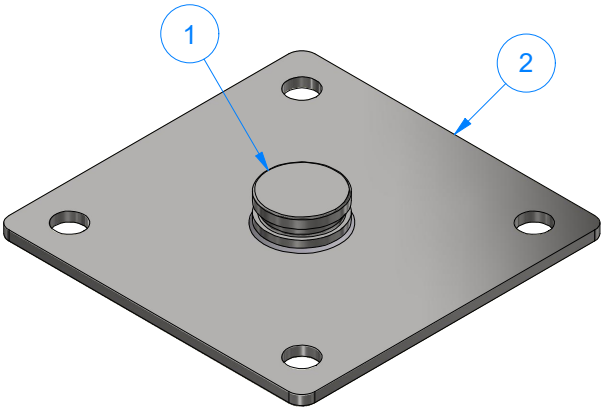
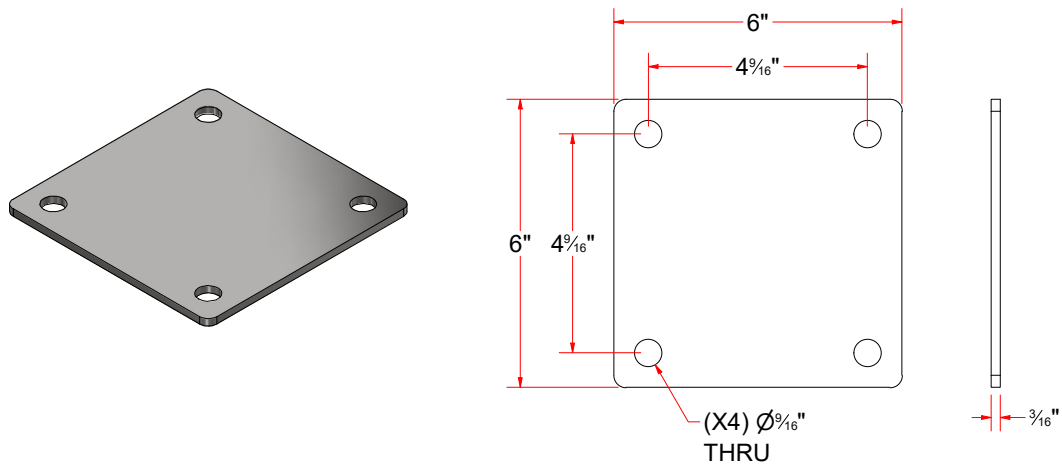
AVW EQUIPMENT CO., INC.
105 S. 9TH AVENUE
MAYWOOD, IL 60153
Tel: 708-343-7738 Fax: 708-343-9065
WWW.AVWEQUIPMENT.COM

- COMPANY PROPRIETARY NOTE -
THIS DRAWING AND ITS DESIGNS ARE PROPERTY OF AVW EQUIPMENT CO. &
IT IS NOT TO BE USED OR REPRODUCED WITHOUT THE PERMISSION FROM AVW CO.

DRAWN BY	Jose	CUSTOMER: AVW EQUIPMENT CO.	
CHECKED BY		PROJECT: OT2-AG1-W1MM5	
QTY		DESCRIPTION: ADJUSTABLE LOWER RUBBER STOP ARM	
RELEASE DATE	2/22/2021	PART NUMBER: WA3DB-2639	REV#
DIMENSION ARE IN INCHES & PROVIDED PRIOR TO SURFACE TREATMENTS, UNLESS NOTED.		SIZE A	EST WEIGHT: 10 lbmass
			SHEET 32 of 50

WA3DBA-2639 - ADJUSTABLE PLATE

Parts List		
ITEM	QTY	DESCRIPTION
1	1	PIVOT SHAFT 1 3/8" OD x 9/16" LG.
2	1	Plate #3/16" x 6" x 6"



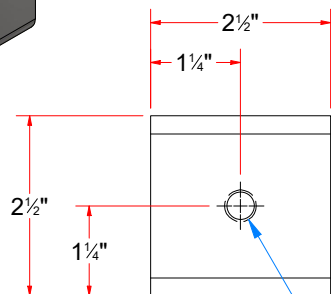
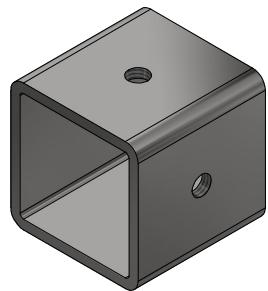
AVW EQUIPMENT CO., INC.
105 S. 9TH AVENUE
MAYWOOD, IL 60153
Tel: 708-343-7738 Fax: 708-343-9065
WWW.AVWEQUIPMENT.COM

- COMPANY PROPRIETARY NOTE -
THIS DRAWING AND ITS DESIGNS ARE PROPERTY OF AVW EQUIPMENT CO. &
IT IS NOT TO BE USED OR REPRODUCED WITHOUT THE PERMISSION FROM AVW CO.

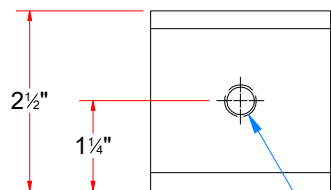
DRAWN BY	Jose	CUSTOMER: AVW EQUIPMENT CO.	
CHECKED BY		PROJECT: OT2-AG1-W1MM5	
QTY		DESCRIPTION: ADJUSTABLE PLATE	
RELEASE DATE	2/22/2021	PART NUMBER: WA3DBA-2639	REV#
DIMENSION ARE IN INCHES & PROVIDED PRIOR TO SURFACE TREATMENTS, UNLESS NOTED.		SIZE A EST WEIGHT: 2 lbmass	SHEET 33 of 50

WA3DBB-2639 - ADJUSTABLE SLEEVE

Parts List		
ITEM	QTY	DESCRIPTION
1	1	Sq.Tubing [7 Ga.] 4" x 2 1/2" LG.
2	2	Square Head Screw - 3/8-16 UNC x .5 LG
3	1	Two Piece Collar 1 1/2" ID. x 2 1/2" OD.

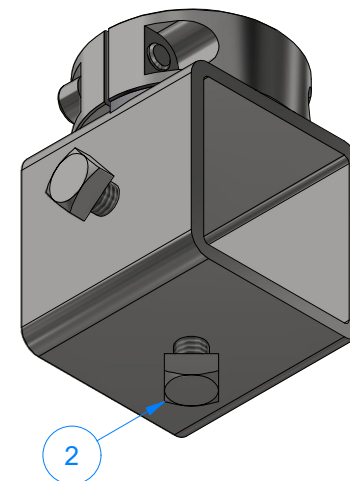
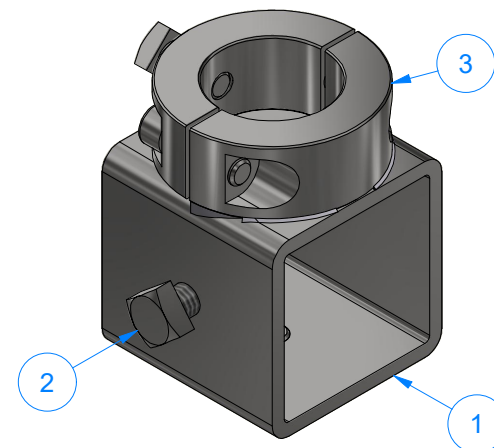
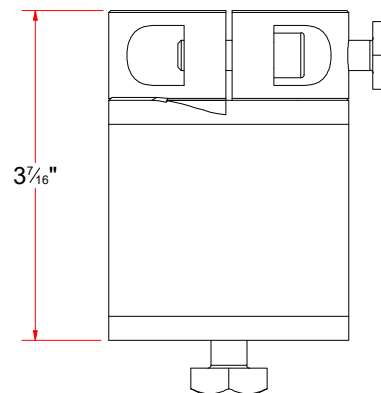
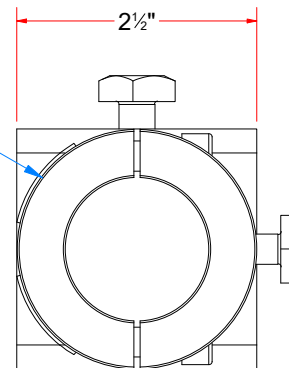


3/8-16 UNC - 2B"
THRU ONE WALL



3/8-16 UNC - 2B"
THRU ONE WALL

WELD THIS
PIECE ONLY



AVW EQUIPMENT CO., INC.
105 S. 9TH AVENUE
MAYWOOD, IL 60153
Tel: 708-343-7738 Fax: 708-343-9065
WWW.AVWEQUIPMENT.COM

- COMPANY PROPRIETARY NOTE -

THIS DRAWING AND ITS DESIGNS ARE PROPERTY OF AVW EQUIPMENT CO. &
IT IS NOT TO BE USED OR REPRODUCED WITHOUT THE PERMISSION FROM AVW CO.

DRAWN BY

Jose

CUSTOMER: AVW EQUIPMENT CO.

CHECKED BY

PROJECT: OT2-AG1-W1MM5

QTY

DESCRIPTION: ADJUSTABLE SLEEVE

RELEASE
DATE

2/22/2021

PART NUMBER: WA3DBB-2639

REV#

DIMENSION ARE IN INCHES & PROVIDED PRIOR
TO SURFACE TREATMENTS, UNLESS NOTED.

SIZE
A

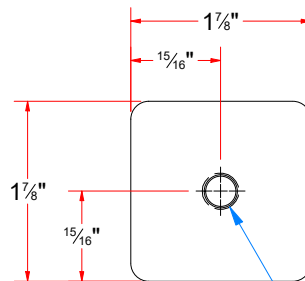
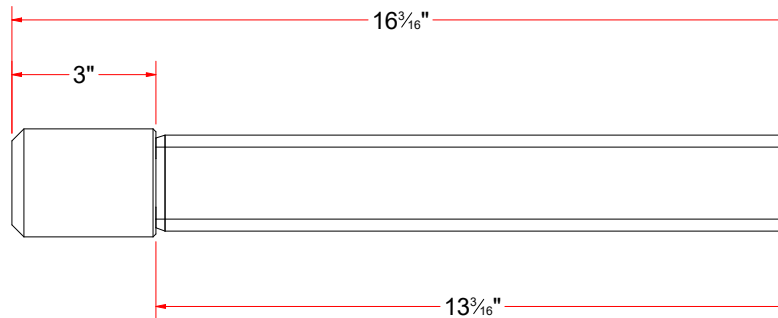
EST WEIGHT: 2 lbmass

SHEET 34 of 50

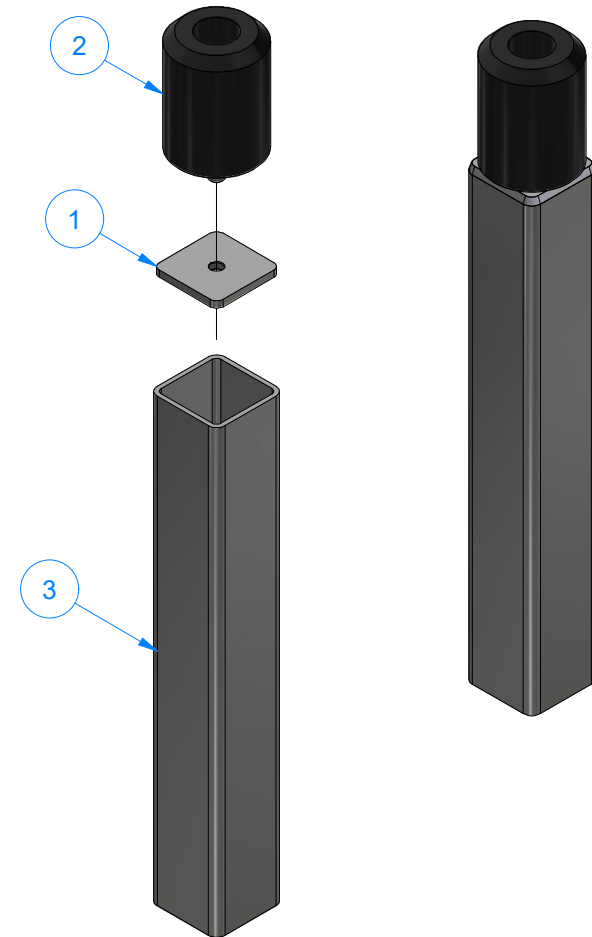
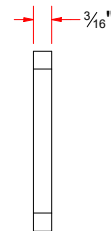
PATH:L:\Libraries\AVW Components\Bumper Assembly\WA3DB-2639 - Adjustable Lower Rubber Stop Arm\Parts\WA3DBB-2639 - Adjustable Sleeve\WA3DBB-2639.iam

WA1DB - RUBBER STOP ARM ASSEMBLY

Parts List		
ITEM	QTY	DESCRIPTION
1	1	Plate #3/16" x 1 7/8" x 1 7/8"
2	1	RUBBER BUMPER - LONG
3	1	Sq.Tubing [7 Ga.] 4" x 13" LG



3/8-16 UNC - 2B" THRU



AVW EQUIPMENT CO., INC.
105 S. 9TH AVENUE
MAYWOOD, IL 60153
Tel: 708-343-7738 Fax: 708-343-9065
WWW.AVWEQUIPMENT.COM

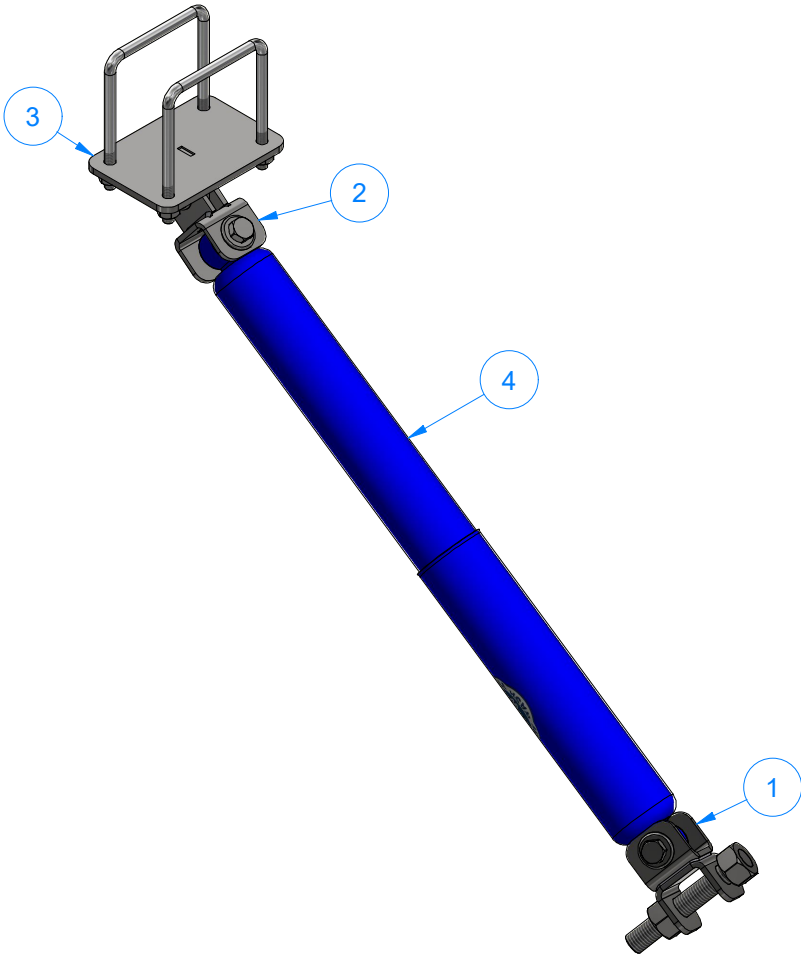
- COMPANY PROPRIETARY NOTE -

THIS DRAWING AND ITS DESIGNS ARE PROPERTY OF AVW EQUIPMENT CO. & IT IS NOT TO BE USED OR REPRODUCED WITHOUT THE PERMISSION FROM AVW CO.

DRAWN BY	Jose	CUSTOMER: AVW EQUIPMENT CO.	
CHECKED BY		PROJECT: OT2-AG1-W1MM5	
QTY		DESCRIPTION: RUBBER STOP ARM ASSEMBLY	
RELEASE DATE	2/22/2021	PART NUMBER: WA1DB	REV#
DIMENSION ARE IN INCHES & PROVIDED PRIOR TO SURFACE TREATMENTS, UNLESS NOTED.		SIZE A	EST WEIGHT: 4 lbmass
			SHEET 35 of 50

PATH:L:\Libraries\AVW Components\Bumper Assembly\WA1DB - Rubber Stop Arm Assembly\WA1DB.iam

WA2F-0318 - WRAP STABILIZER KIT



Parts List		
ITEM	QTY	DESCRIPTION
1	1	WRAP STABILIZER FRONT MOUNT
2	1	WRAP STABILIZER REAR MOUNT
3	1	WRAP STABILIZER REAR BRACKET MOUNT
4	1	SHOCK ABSORBER ASSEMBLY - HMW 1/2" ID



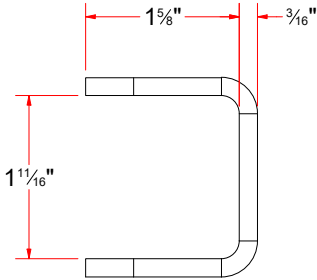
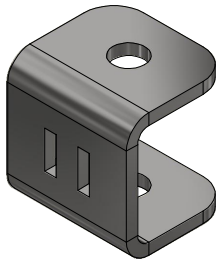
AVW EQUIPMENT CO., INC.
105 S. 9TH AVENUE
MAYWOOD, IL 60153
Tel: 708-343-7738 Fax: 708-343-9065
WWW.AVWEQUIPMENT.COM

- COMPANY PROPRIETARY NOTE -
THIS DRAWING AND ITS DESIGNS ARE PROPERTY OF AVW EQUIPMENT CO. &
IT IS NOT TO BE USED OR REPRODUCED WITHOUT THE PERMISSION FROM AVW CO.

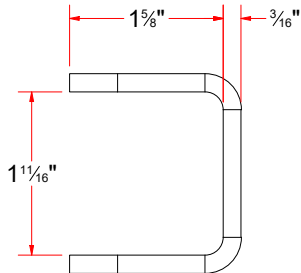
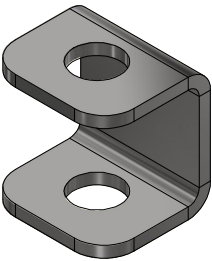
DRAWN BY	Jose	CUSTOMER: AVW EQUIPMENT CO.	
CHECKED BY		PROJECT: OT2-AG1-W1MM5	
QTY		DESCRIPTION: WRAP STABILIZER KIT	
RELEASE DATE	2/22/2021	PART NUMBER: WA2F-0318	REV#
DIMENSION ARE IN INCHES & PROVIDED PRIOR TO SURFACE TREATMENTS, UNLESS NOTED.		SIZE A	EST WEIGHT:
			SHEET 36 of 50

WA2FB-0318 - WRAP STABILIZER FRONT MOUNT

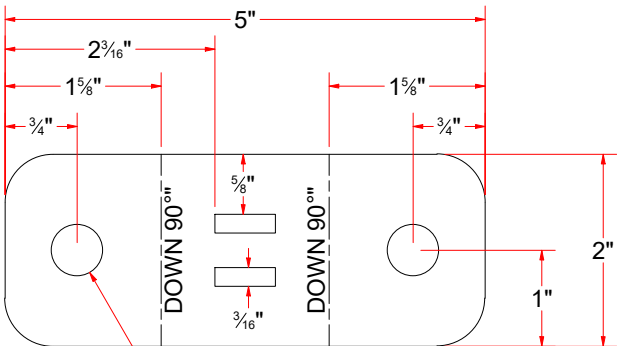
Parts List		
ITEM	QTY	DESCRIPTION
1	2	1/2" Flat Washer
2	1	1/2"-13 Nylon Lock Nut
3	1	1/2"-13 x 3" L Hex Screw
4	1	WRAP STABILIZER FRONT MOUNT - WELDMENT
5	2	3/4"-10 HEX NUT
6	1	Threaded Rod 3/4" -10 x 5" LG



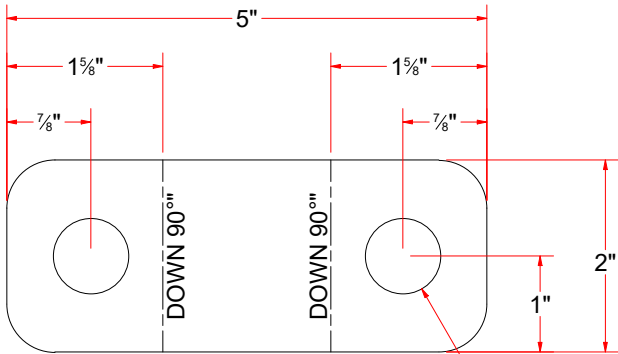
FORMED



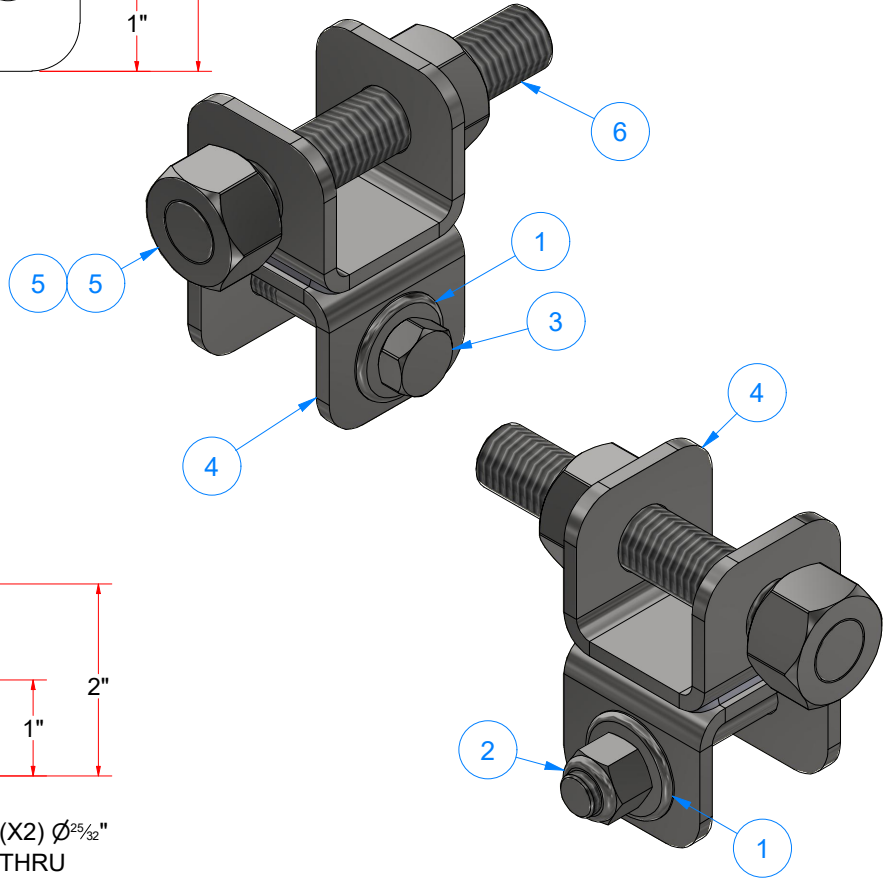
FORMED



(X2) Ø17/32" THRU
FLAT PATTERN



FLAT PATTERN

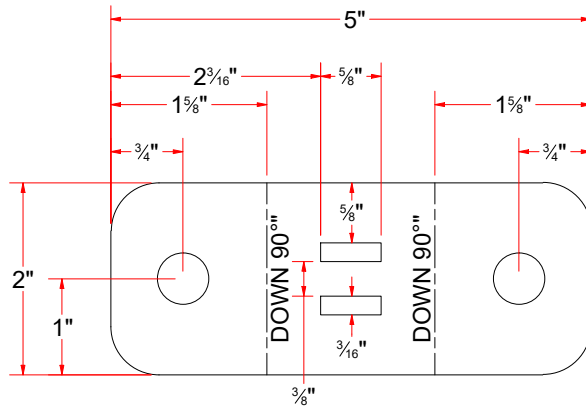
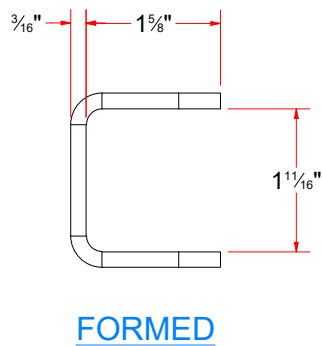
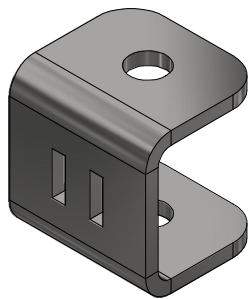
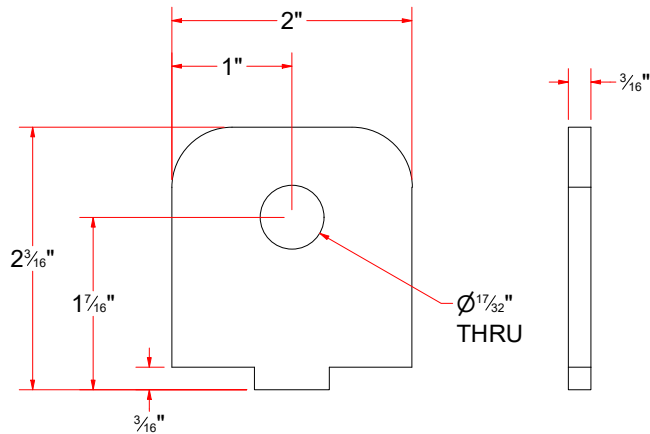
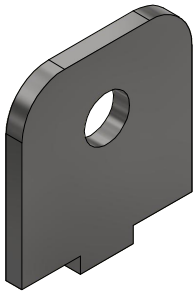


AVW EQUIPMENT CO., INC.
105 S. 9TH AVENUE
MAYWOOD, IL 60153
Tel: 708-343-7738 Fax: 708-343-9065
WWW.AVWEQUIPMENT.COM

- COMPANY PROPRIETARY NOTE -
THIS DRAWING AND ITS DESIGNS ARE PROPERTY OF AVW EQUIPMENT CO. &
IT IS NOT TO BE USED OR REPRODUCED WITHOUT THE PERMISSION FROM AVW CO.

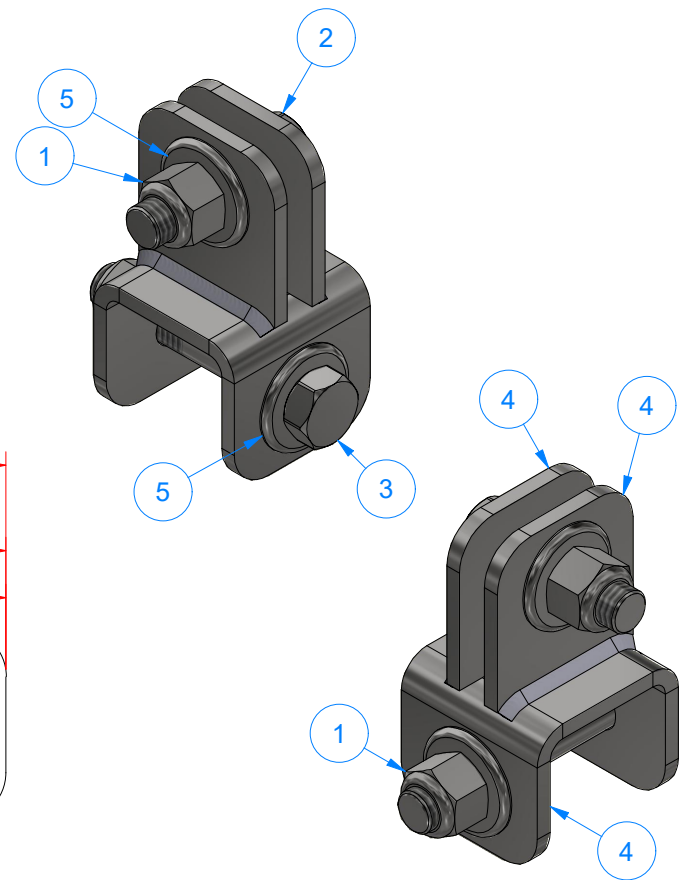
DRAWN BY	Jose	CUSTOMER: AVW EQUIPMENT CO.	
CHECKED BY		PROJECT: OT2-AG1-W1MM5	
QTY		DESCRIPTION: WRAP STABILIZER FRONT MOUNT	
RELEASE DATE	2/22/2021	PART NUMBER: WA2FB-0318	REV#
DIMENSION ARE IN INCHES & PROVIDED PRIOR TO SURFACE TREATMENTS, UNLESS NOTED.		SIZE A	SHEET 37 of 50

WA2FC-0318 - WRAP STABILIZER REAR MOUNT



FLAT PATTERN

Parts List		
ITEM	QTY	DESCRIPTION
1	2	1/2"-13 Nylon Lock Nut
2	1	1/2"-13 x 1.75" L Hex Screw
3	1	1/2"-13 x 3" L Hex Screw
4	1	WRAP STABILIZER REAR MOUNT - WELDMENT
5	4	1/2" Flat Washer



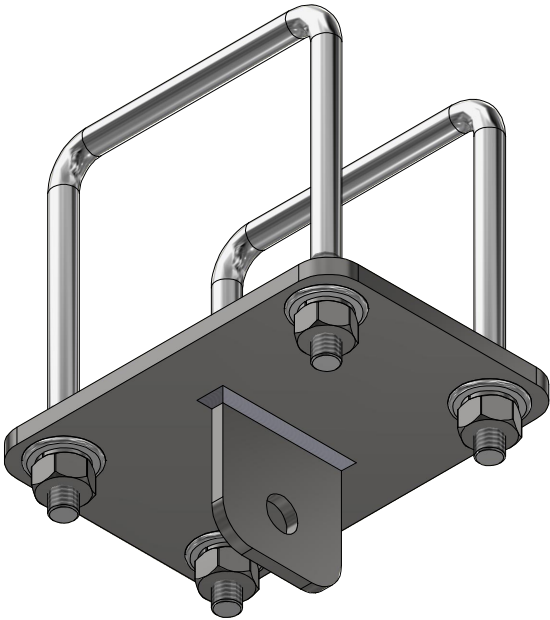
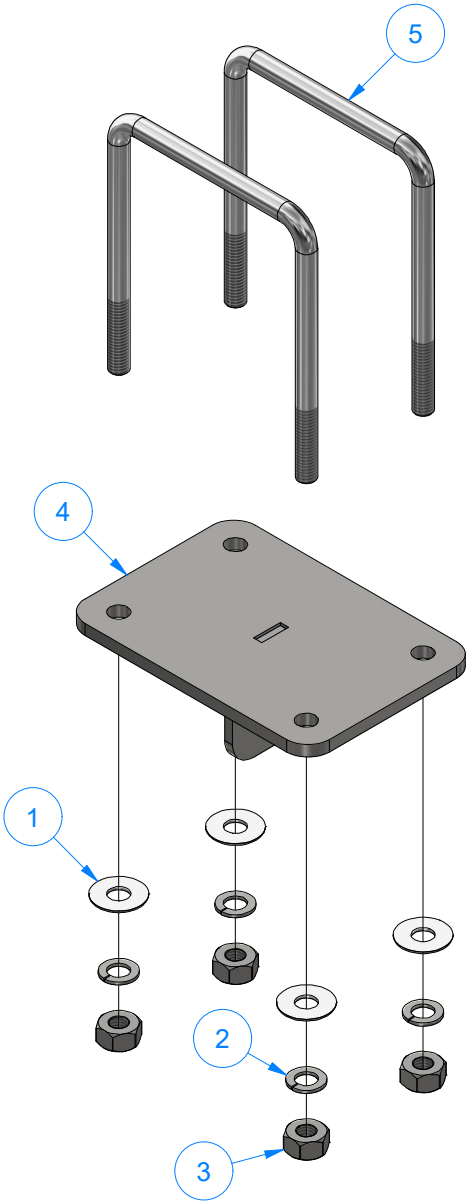
AVW EQUIPMENT CO., INC.
105 S. 9TH AVENUE
MAYWOOD, IL 60153
Tel: 708-343-7738 Fax: 708-343-9065
WWW.AVWEQUIPMENT.COM

- COMPANY PROPRIETARY NOTE -
THIS DRAWING AND ITS DESIGNS ARE PROPERTY OF AVW EQUIPMENT CO. &
IT IS NOT TO BE USED OR REPRODUCED WITHOUT THE PERMISSION FROM AVW CO.

DRAWN BY	Jose	CUSTOMER: AVW EQUIPMENT CO.	
CHECKED BY		PROJECT: OT2-AG1-W1MM5	
QTY		DESCRIPTION: WRAP STABILIZER REAR MOUNT	
RELEASE DATE	2/22/2021	PART NUMBER: WA2FC-0318	REV#
DIMENSION ARE IN INCHES & PROVIDED PRIOR TO SURFACE TREATMENTS, UNLESS NOTED.		SIZE A	EST WEIGHT:
			SHEET 38 of 50

WA2FD-0318 - WRAP STABILIZER REAR BRACKET MOUNT

Parts List		
ITEM	QTY	DESCRIPTION
1	4	3/8" Flat Washer
2	4	3/8" Split Lock Washer
3	4	3/8"-16 UNC HEAVY HEX NUT
4	1	REAR STABILIZER BRACKET - WELDMENT
5	2	Square U Bolt D 3/8" x 4" x 5" LG

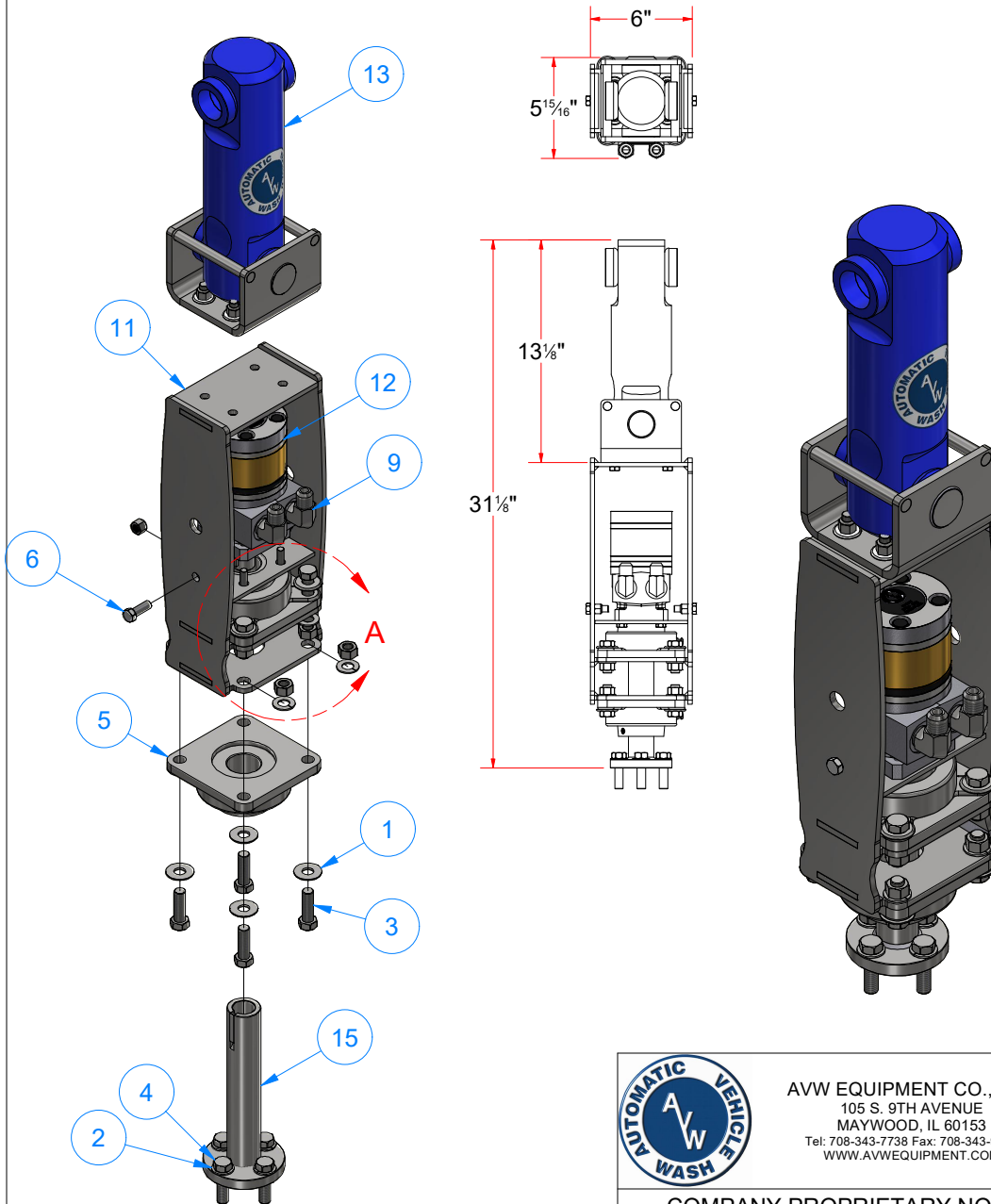


AVW EQUIPMENT CO., INC.
105 S. 9TH AVENUE
MAYWOOD, IL 60153
Tel: 708-343-7738 Fax: 708-343-9065
WWW.AVWEQUIPMENT.COM

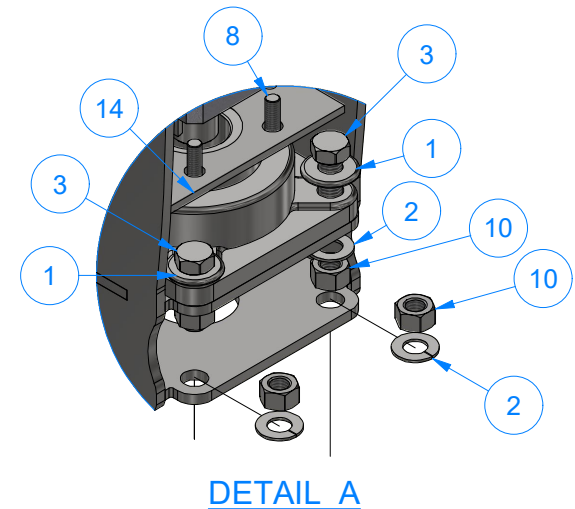
- COMPANY PROPRIETARY NOTE -
THIS DRAWING AND ITS DESIGNS ARE PROPERTY OF AVW EQUIPMENT CO. &
IT IS NOT TO BE USED OR REPRODUCED WITHOUT THE PERMISSION FROM AVW CO.

DRAWN BY	Jose	CUSTOMER: AVW EQUIPMENT CO.	
CHECKED BY		PROJECT: OT2-AG1-W1MM5	
QTY		DESCRIPTION: WRAP STABILIZER REAR BRACKET MOUNT	
RELEASE DATE	2/22/2021	PART NUMBER: WA2FD-0318	REV#
DIMENSION ARE IN INCHES & PROVIDED PRIOR TO SURFACE TREATMENTS, UNLESS NOTED.		SIZE A	EST WEIGHT: 3 lbmass
			SHEET 39 of 50

WA10K - WRAP AROUND SHAFT ASSEMBLY



Parts List		
ITEM	QTY	DESCRIPTION
1	8	1/2" Flat Washer
2	12	1/2" Split Lock Washer
3	8	1/2"-13 x 1 1/2" L Hex Screw
4	4	1/2"-13 x 1.75" L Hex Screw
5	2	1-1/2" Flange Mount Bearing-Nickel Plated
6	2	3/8" - 16 x 1" UNC HEX SCREW
7	2	3/8"-16 Nylon Hex Nut
8	4	5/16"-18 x 1" L Hex Screw
9	2	ELBOW (1/2" NPT MALE X 1/2" JIC MALE)
10	8	Hex Nut - 1/2-13
11	1	HYDRAULIC MOTOR MOUNT
12	1	HYDRAULIC MOTOR, DISPLACEMENT 11.9 [cu.in./rev.]
13	1	Standard Universal Coupling Fully Assembled [12.5 in L]
14	1	TORQUE PLATE
15	1	STUB SHAFT 1 1/2"D x 9" LG.



AVW EQUIPMENT CO., INC.
105 S. 9TH AVENUE
MAYWOOD, IL 60153
Tel: 708-343-7738 Fax: 708-343-9065
WWW.AVWEQUIPMENT.COM

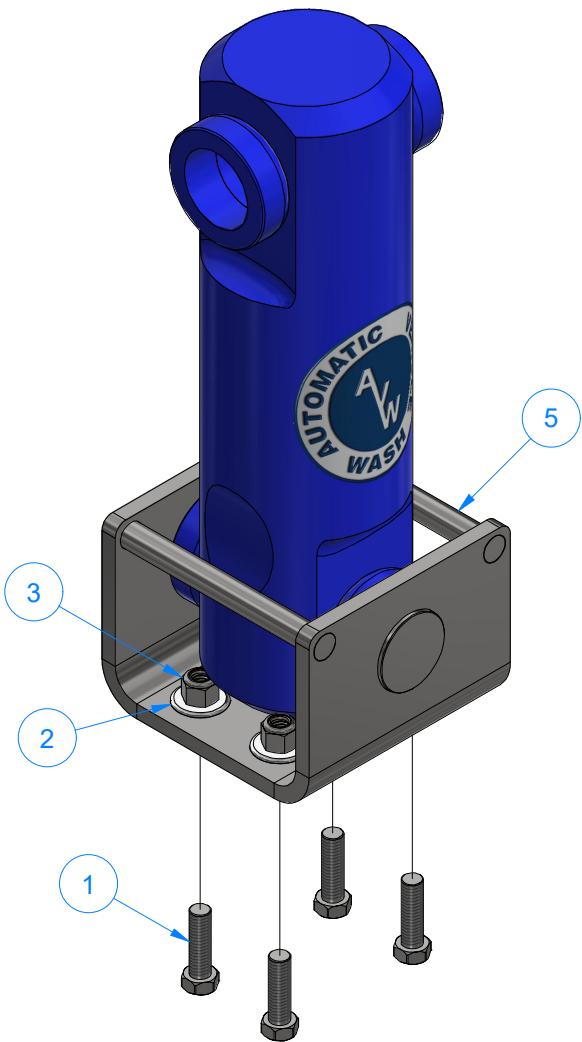
- COMPANY PROPRIETARY NOTE -

THIS DRAWING AND ITS DESIGNS ARE PROPERTY OF AVW EQUIPMENT CO. & IT IS NOT TO BE USED OR REPRODUCED WITHOUT THE PERMISSION FROM AVW CO.

PATH:L:\Libraries\Productivity\Motor Mounts\Hydraulic\Wrap Around\Hydraulic Wrap Around Motor.iam

DRAWN BY	Jose	CUSTOMER: AVW EQUIPMENT CO.	
CHECKED BY		PROJECT: OT2-AG1-W1MM5	
QTY		DESCRIPTION: WRAP AROUND SHAFT ASSEMBLY	
RELEASE DATE	2/22/2021	PART NUMBER: WA10K	REV#
DIMENSION ARE IN INCHES & PROVIDED PRIOR TO SURFACE TREATMENTS, UNLESS NOTED.		SIZE A	EST WEIGHT: 38 lbmass
			SHEET 40 of 50

WA2H - Standard Universal Coupling Fully Assembled [12.5 in L]



Parts List		
ITEM	QTY	DESCRIPTION
1	4	3/8" - 16 x 1 1/4" UNC Hex Screw
2	4	3/8" Flat Washer
3	4	3/8"-16 Nylon Hex Nut
4	2	UHMW Spacer 2 1/4" OD x 1 1/2" ID x 3/4" L
5	1	Universal Coupling Welded Assembly [12.5 in L]

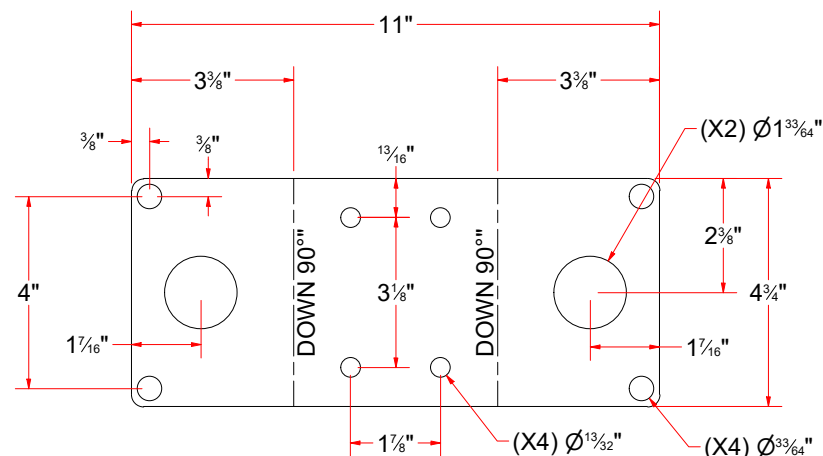
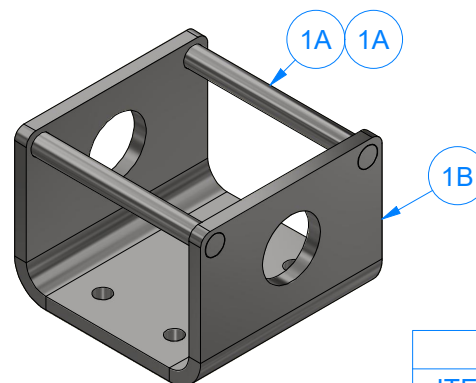
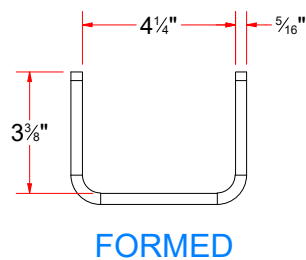
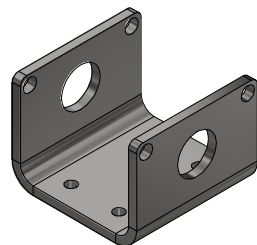
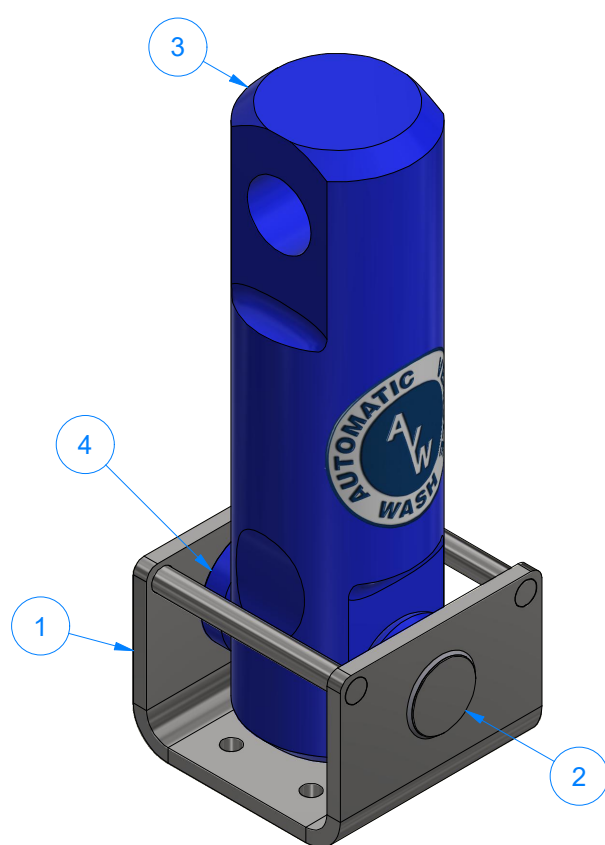


AVW EQUIPMENT CO., INC.
105 S. 9TH AVENUE
MAYWOOD, IL 60153
Tel: 708-343-7738 Fax: 708-343-9065
WWW.AVWEQUIPMENT.COM

- COMPANY PROPRIETARY NOTE -
THIS DRAWING AND ITS DESIGNS ARE PROPERTY OF AVW EQUIPMENT CO. &
IT IS NOT TO BE USED OR REPRODUCED WITHOUT THE PERMISSION FROM AVW CO.

DRAWN BY	Jose	CUSTOMER: AVW EQUIPMENT CO.	
CHECKED BY		PROJECT: OT2-AG1-W1MM5	
QTY		DESCRIPTION: Standard Universal Coupling Fully Assembled [12.5 in L]	
RELEASE DATE	2/22/2021	PART NUMBER: WA2H	REV#
DIMENSION ARE IN INCHES & PROVIDED PRIOR TO SURFACE TREATMENTS, UNLESS NOTED.		SIZE A	EST WEIGHT: SHEET 41 of 50

WA2HA - Universal Coupling Welded Assembly [12.5 in L]



FLAT PATTERN

Parts List		
ITEM	QTY	DESCRIPTION
1	1	Universal Coupler Base
2	1	Shaft D 1 1/2" x 5 1/8" LG
3	1	UHMW Coupler 12 1/2" LG
4	2	UHMW Spacer 2 1/4" OD x 1 1/2" ID x 3/4" L

Parts List		
ITEM	QTY	DESCRIPTION
1A	2	Shaft 1/2"ID x 4 7/8" LG.
1B	1	Universal Base Plate [5/16"Ga] 4 3/4" W x 11" L



AVW EQUIPMENT CO., INC.
105 S. 9TH AVENUE
MAYWOOD, IL 60153
Tel: 708-343-7738 Fax: 708-343-9065
WWW.AVWEQUIPMENT.COM

- COMPANY PROPRIETARY NOTE -

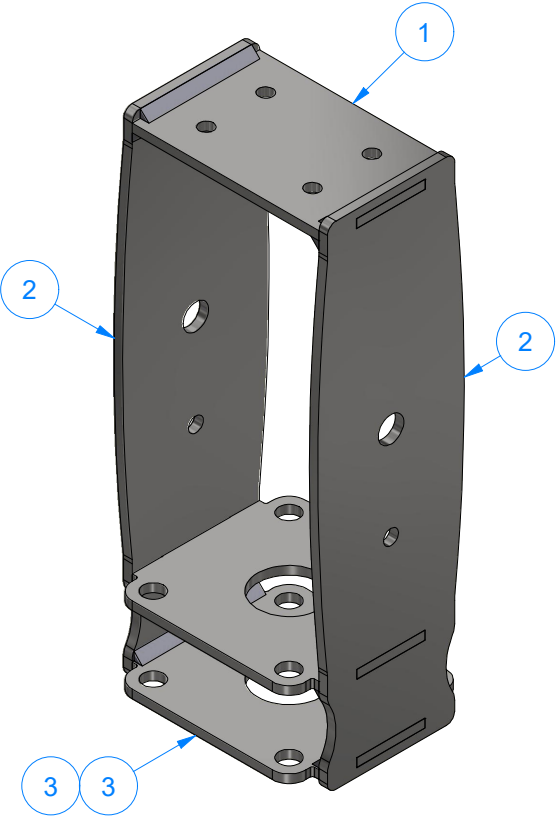
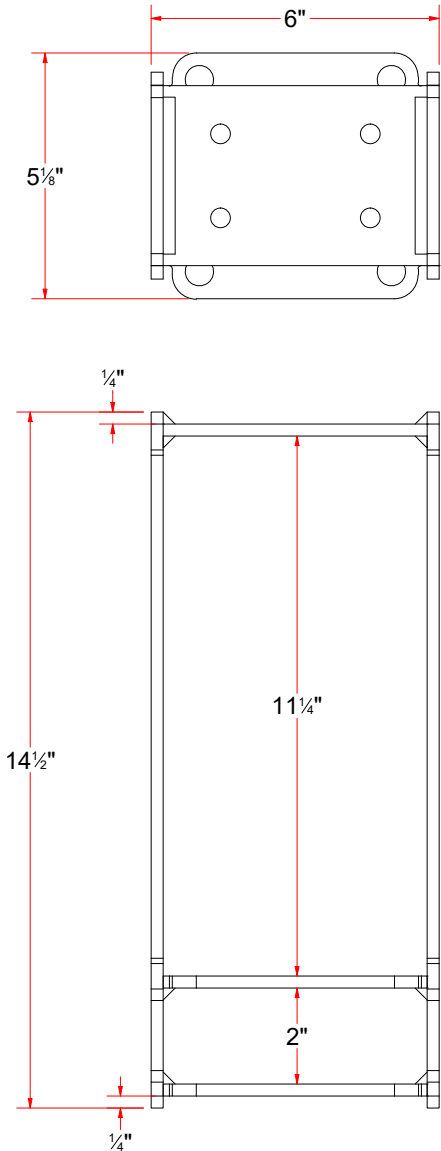
THIS DRAWING AND ITS DESIGNS ARE PROPERTY OF AVW EQUIPMENT CO. & IT IS NOT TO BE USED OR REPRODUCED WITHOUT THE PERMISSION FROM AVW CO.

DRAWN BY	Jose	CUSTOMER: AVW EQUIPMENT CO.	
CHECKED BY		PROJECT: OT2-AG1-W1MM5	
QTY		DESCRIPTION: Universal Coupling Welded Assembly [12.5 in L]	
RELEASE DATE	2/22/2021	PART NUMBER: WA2HA	REV#
DIMENSION ARE IN INCHES & PROVIDED PRIOR TO SURFACE TREATMENTS, UNLESS NOTED.		SIZE A	EST WEIGHT:
			SHEET 42 of 50

PATH:L:\Libraries\Parts\Couplers\WA2H - Universal Coupling Assembly\Universal Wrap Coupling Welded Assembly [12.5 in L].iam

WA10KA - HYDRAULIC MOTOR MOUNT

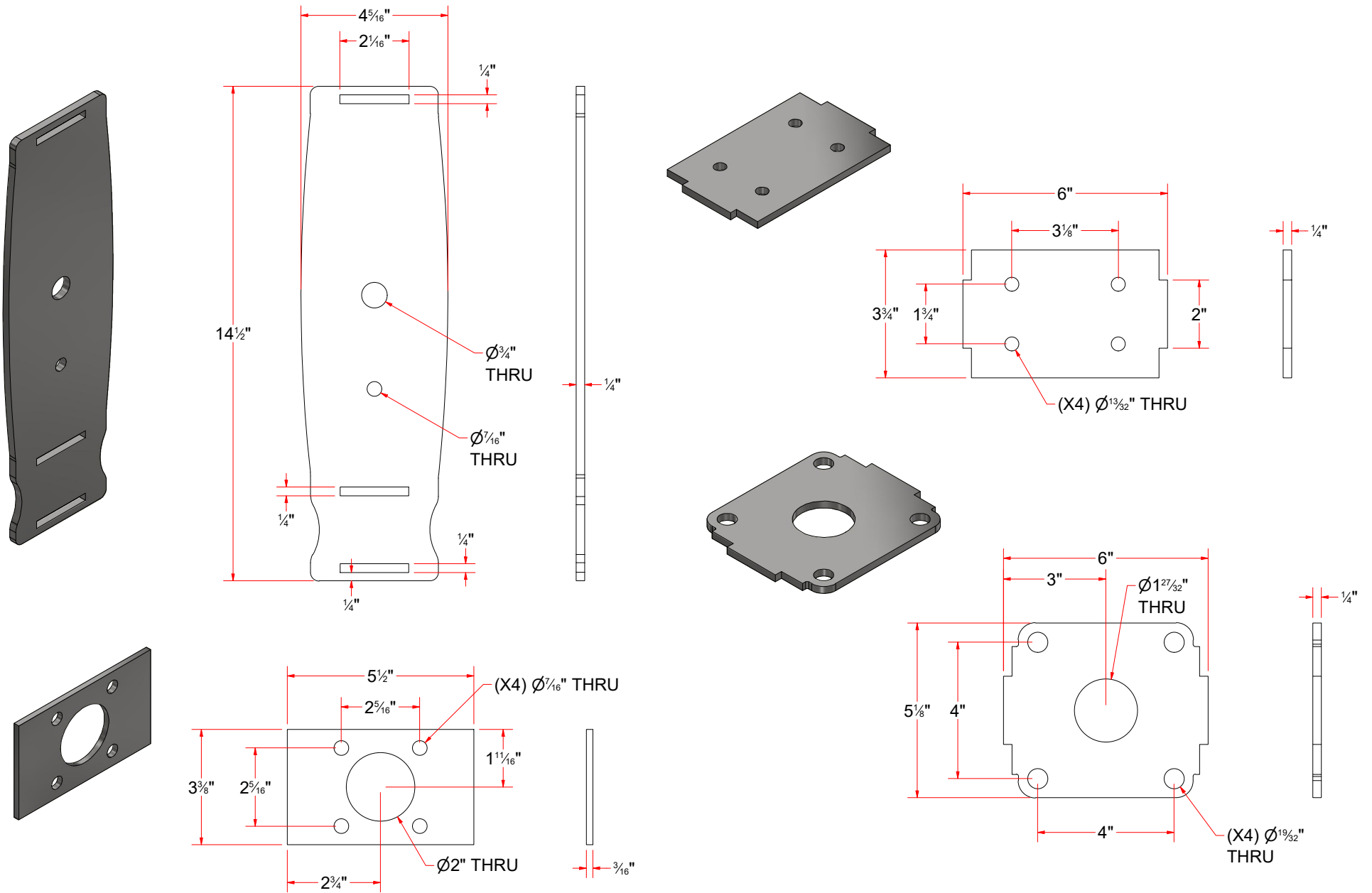
Parts List		
ITEM	QTY	DESCRIPTION
1	1	Plate #1/4" x 3 3/4" x 6" LG.
2	2	Plate #1/4" x 4 5/16" x 14 1/2" LG.
3	2	Plate #1/4" x 5 1/8" x 6" LG.



AVW EQUIPMENT CO., INC.
105 S. 9TH AVENUE
MAYWOOD, IL 60153
Tel: 708-343-7738 Fax: 708-343-9065
WWW.AVWEQUIPMENT.COM

- COMPANY PROPRIETARY NOTE -
THIS DRAWING AND ITS DESIGNS ARE PROPERTY OF AVW EQUIPMENT CO. &
IT IS NOT TO BE USED OR REPRODUCED WITHOUT THE PERMISSION FROM AVW CO.

DRAWN BY	Jose	CUSTOMER: AVW EQUIPMENT CO.	
CHECKED BY		PROJECT: OT2-AG1-W1MM5	
QTY		DESCRIPTION: HYDRAULIC MOTOR MOUNT	
RELEASE DATE	2/22/2021	PART NUMBER: WA10KA	REV#
DIMENSION ARE IN INCHES & PROVIDED PRIOR TO SURFACE TREATMENTS, UNLESS NOTED.		SIZE A EST WEIGHT: 13 lbmass	SHEET 43 of 50



AVW EQUIPMENT CO., INC.
105 S. 9TH AVENUE
MAYWOOD, IL 60153
Tel: 708-343-7738 Fax: 708-343-9065
WWW.AVWEQUIPMENT.COM

- COMPANY PROPRIETARY NOTE -

THIS DRAWING AND ITS DESIGNS ARE PROPERTY OF AVW EQUIPMENT CO. & IT IS NOT TO BE USED OR REPRODUCED WITHOUT THE PERMISSION FROM AVW CO.

DRAWN BY

Jose

CUSTOMER: AVW EQUIPMENT CO.

CHECKED BY

PROJECT: OT2-AG1-W1MM5

QTY

DESCRIPTION: Plate #1/4" x 4 5/16" x 14 1/2" LG.

RELEASE DATE

2/22/2021

PART NUMBER: MMP [14.5 in x 3.75 in][Side]

REV#

DIMENSION ARE IN INCHES & PROVIDED PRIOR TO SURFACE TREATMENTS, UNLESS NOTED.

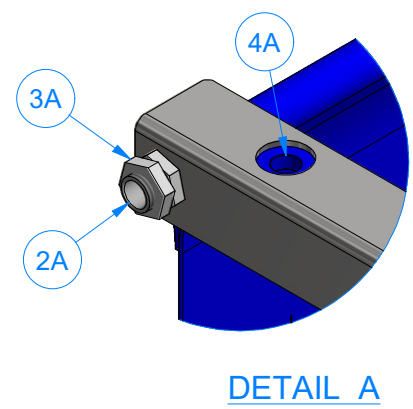
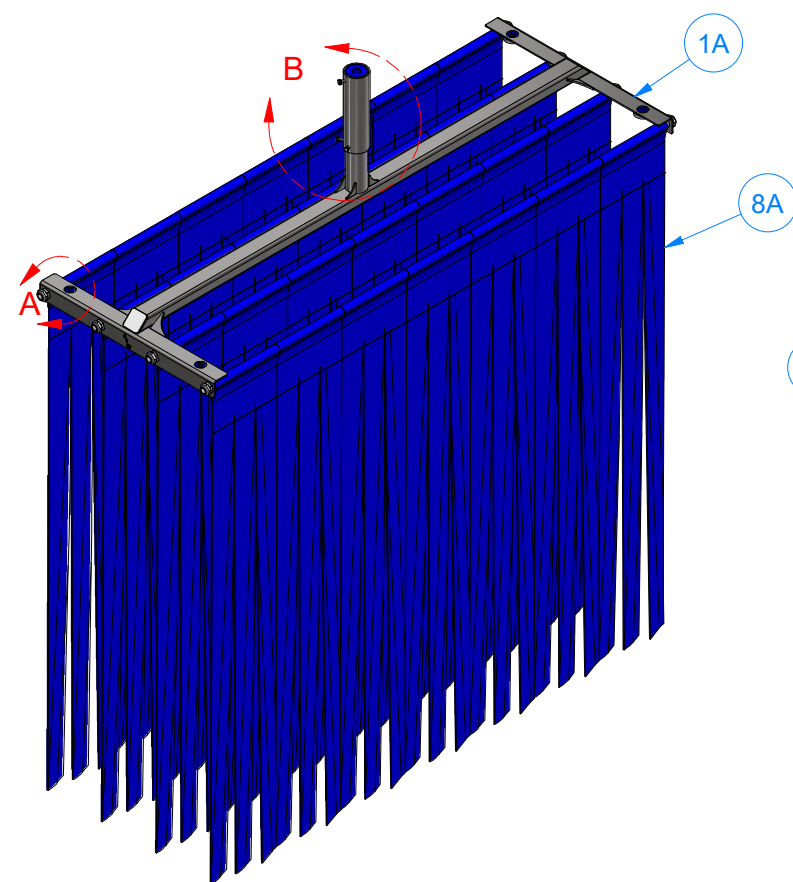
SIZE
A

EST WEIGHT:

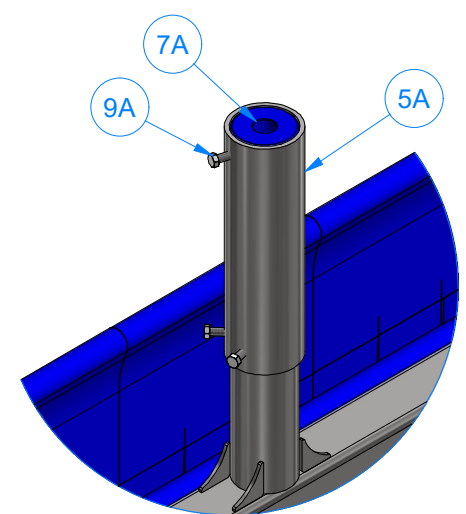
SHEET 44 of 50

PATH: L:\Libraries\AVW Components\Plates\Motor Mount Plates\Hydraulic Motor Plates\MMP [14.5 in x 3.75 in][Side].ipt

MM5D-7 - MINI MITTER BASKET ASSEMBLY




DETAIL A

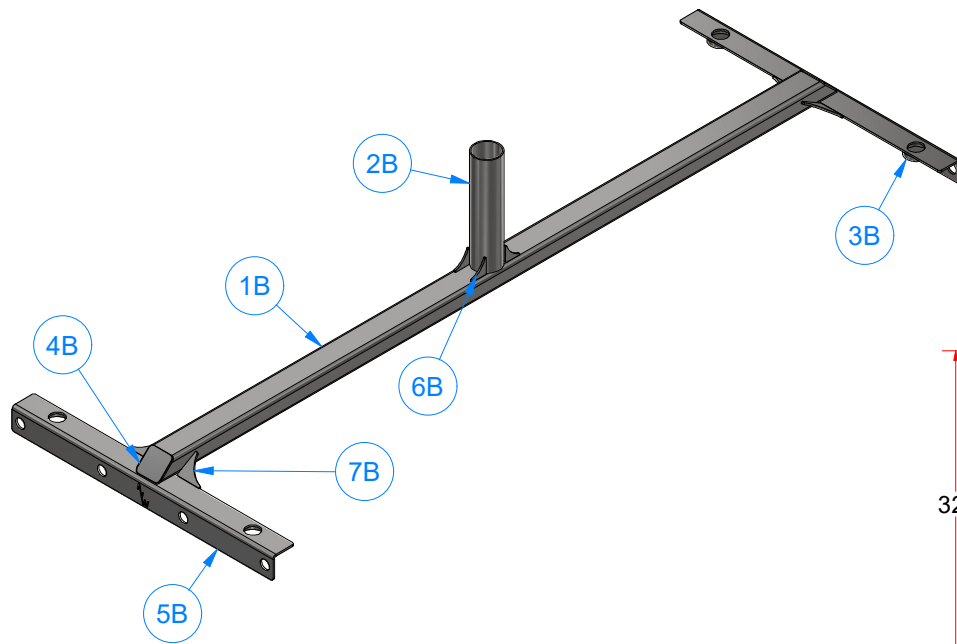


DETAIL B

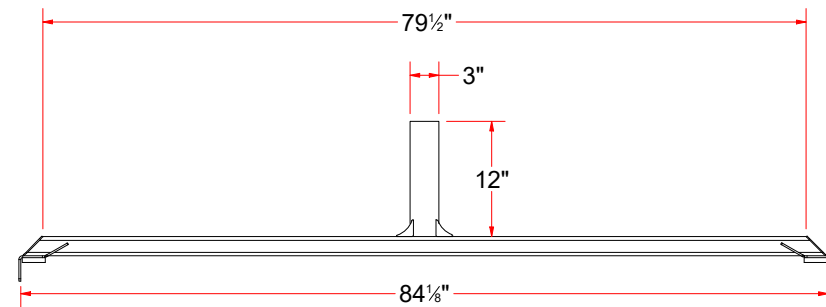
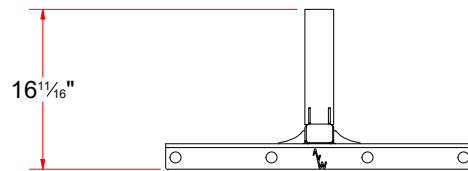
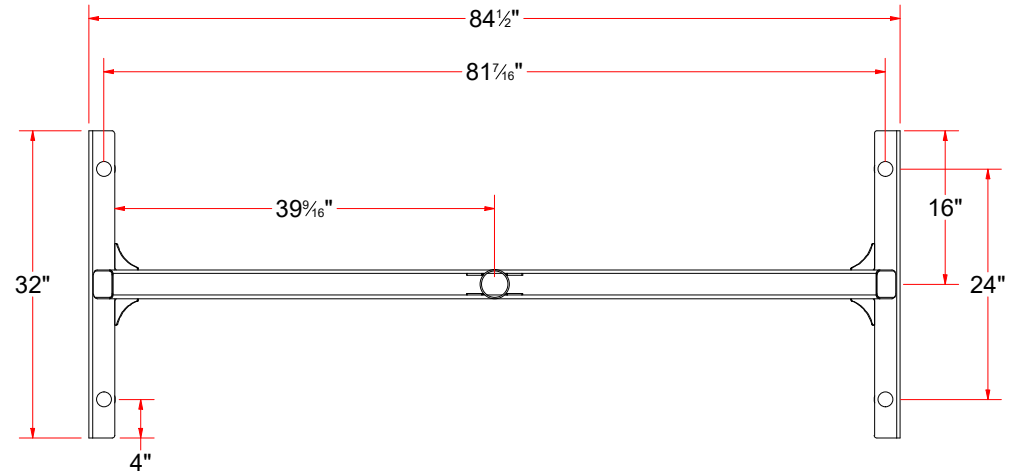
Parts List		
ITEM	QTY	DESCRIPTION
1A	1	MINI MITTER BASKET FRAME
2A	4	3/4" Pipe Sch40 x 86-1/2" LG.
3A	16	PLASTIC HEX NUT 3/4-10
4A	4	UHMW - BASKET SUPPORT DISK
5A	1	3" Pipe #Sch40 x 12" LG.
7A	1	UHMW BUSHING 3" O.D. X 1" I.D.
8A	28	CURTAIN CLOTH
9A	3	3/8" - 16 x 1" UNC HEX SCREW

 <div>AVW EQUIPMENT CO., INC. 105 S. 9TH AVENUE MAYWOOD, IL 60153 Tel: 708-343-7738 Fax: 708-343-9065 WWW.AVWEQUIPMENT.COM</div>	DRAWN BY	Jose	CUSTOMER: AVW EQUIPMENT CO.	
	CHECKED BY		PROJECT: OT2-AG1-W1MM5	
	QTY		DESCRIPTION: MINI MITTER BASKET ASSEMBLY	
	RELEASE DATE	2/22/2021	PART NUMBER: MM5D-7	REV#
<div>- COMPANY PROPRIETARY NOTE - THIS DRAWING AND ITS DESIGNS ARE PROPERTY OF AVW EQUIPMENT CO. & IT IS NOT TO BE USED OR REPRODUCED WITHOUT THE PERMISSION FROM AVW CO.</div>	DIMENSION ARE IN INCHES & PROVIDED PRIOR TO SURFACE TREATMENTS, UNLESS NOTED.		SIZE A	EST WEIGHT: 231 lbmass
	PATH:L:\Libraries\Productivity\Mitter Baskets\Standard Mitter baskets\MM5D-7_Mini Mitter Basket\MM5D-7.iam		SHEET 45 of 50	

MM5DA-7 - MINI MITTER BASKET FRAME



Parts List		
ITEM	QTY	DESCRIPTION
1B	1	Rect. Tube 2" x 3" x 3/16" Wall x 83 1/2" LG.
2B	1	Round Tubing 3" OD X .12" WALL X 12" LG
3B	4	Ring #1/8" x 2 3/8" OD. x 1/2" LG.
4B	2	Cover Plate #12Ga x 2 3/4 x 2 3/4
5B	2	Sheet Metal #3/16" x 32" x 5"
6B	4	Gusset #3/16" x 1 3/4" x 1 3/4"
7B	4	Gusset #3/16" x 2-3/4x2-3/4



AVW EQUIPMENT CO., INC.
105 S. 9TH AVENUE
MAYWOOD, IL 60153
Tel: 708-343-7738 Fax: 708-343-9065
WWW.AVWEQUIPMENT.COM

- COMPANY PROPRIETARY NOTE -

THIS DRAWING AND ITS DESIGNS ARE PROPERTY OF AVW EQUIPMENT CO. & IT IS NOT TO BE USED OR REPRODUCED WITHOUT THE PERMISSION FROM AVW CO.

DRAWN BY

Jose

CUSTOMER: AVW EQUIPMENT CO.

CHECKED BY

PROJECT: OT2-AG1-W1MM5

QTY

DESCRIPTION: MINI MITTER BASKET FRAME

RELEASE DATE

2/22/2021

PART NUMBER: MM5DA-7

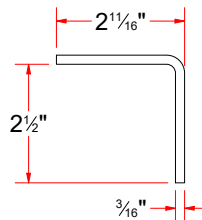
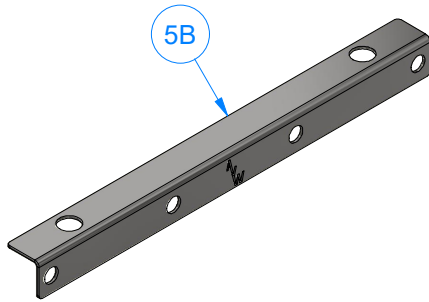
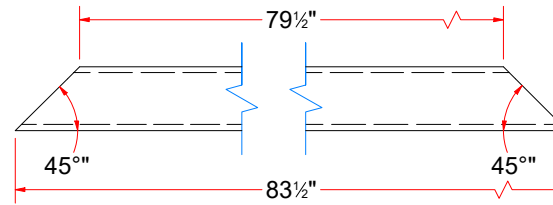
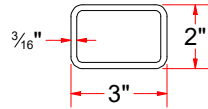
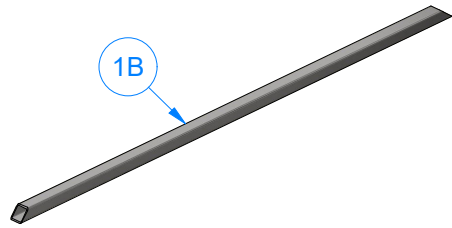
REV#

DIMENSION ARE IN INCHES & PROVIDED PRIOR TO SURFACE TREATMENTS, UNLESS NOTED.

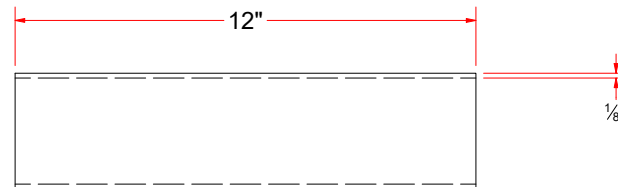
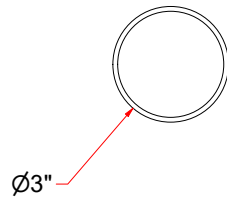
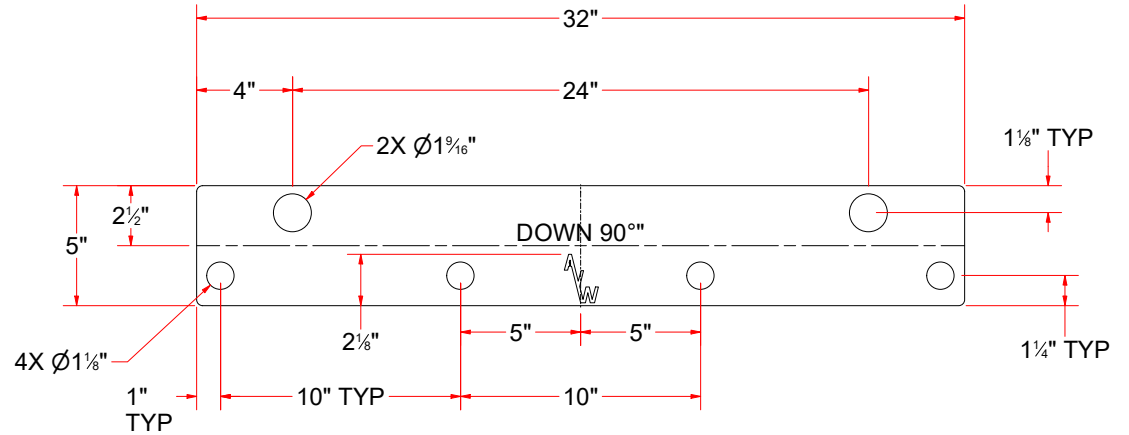
SIZE A

EST WEIGHT: 61 lbmass

SHEET 46 of 50



FORMED



AVW EQUIPMENT CO., INC.
105 S. 9TH AVENUE
MAYWOOD, IL 60153
Tel: 708-343-7738 Fax: 708-343-9065
WWW.AVWEQUIPMENT.COM

- COMPANY PROPRIETARY NOTE -

THIS DRAWING AND ITS DESIGNS ARE PROPERTY OF AVW EQUIPMENT CO. & IT IS NOT TO BE USED OR REPRODUCED WITHOUT THE PERMISSION FROM AVW CO.

DRAWN BY

Jose

CUSTOMER: AVW EQUIPMENT CO.

CHECKED BY

PROJECT: OT2-AG1-W1MM5

QTY

DESCRIPTION: Rect. Tube 2" x 3" x 3/16" Wall x 83 1/2" LG.

RELEASE DATE

2/22/2021

PART NUMBER: MMB002

REV#

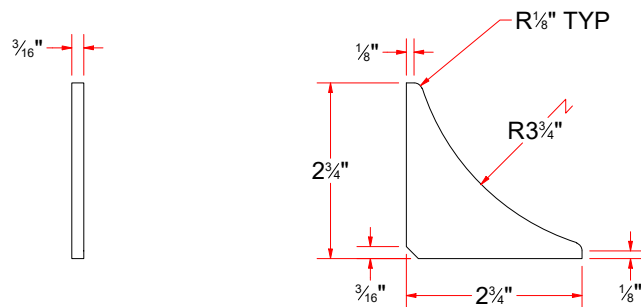
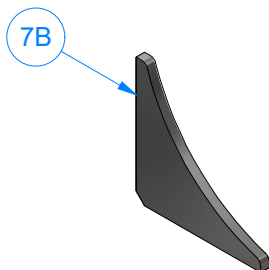
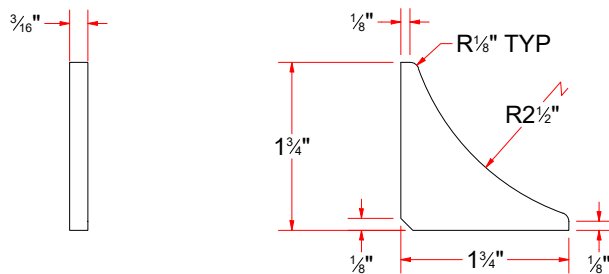
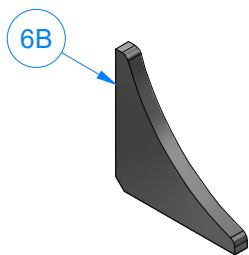
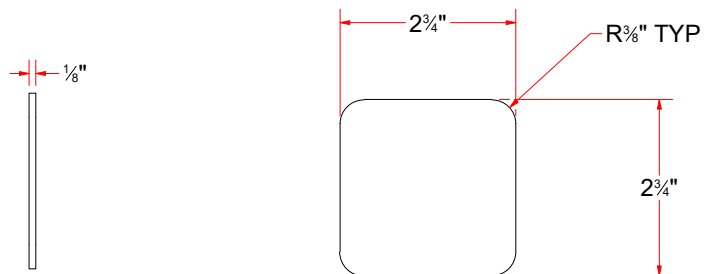
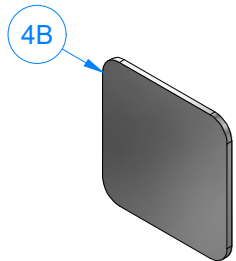
DIMENSION ARE IN INCHES & PROVIDED PRIOR TO SURFACE TREATMENTS, UNLESS NOTED.

SIZE A

EST WEIGHT:

SHEET 47 of 50

PATH:C:\Local Vault\Designs\Product Lines\Side & Top Washers\Mitter Curtains\MM - Mitter\Parts\MMB - Miter Basket\Parts\MMB002.ipt



AVW EQUIPMENT CO., INC.
105 S. 9TH AVENUE
MAYWOOD, IL 60153
Tel: 708-343-7738 Fax: 708-343-9065
WWW.AVWEQUIPMENT.COM

- COMPANY PROPRIETARY NOTE -

THIS DRAWING AND ITS DESIGNS ARE PROPERTY OF AVW EQUIPMENT CO. & IT IS NOT TO BE USED OR REPRODUCED WITHOUT THE PERMISSION FROM AVW CO.

DRAWN BY

Jose

CUSTOMER: AVW EQUIPMENT CO.

CHECKED BY

PROJECT: OT2-AG1-W1MM5

QTY

DESCRIPTION: Cover Plate #12Ga x 2-3_4 x 2-3_4

RELEASE DATE

2/22/2021

PART NUMBER: SS Plate 12 Ga. x 2-3_4 x 2-3_4

REV#

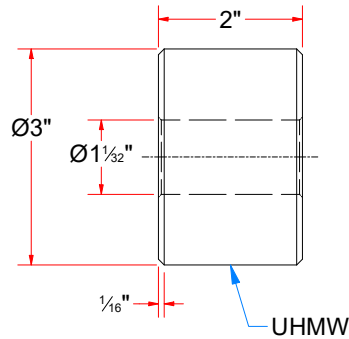
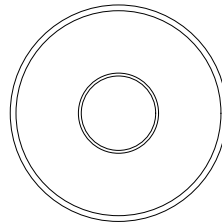
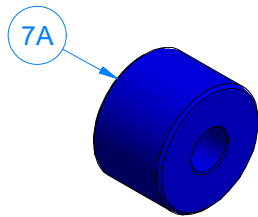
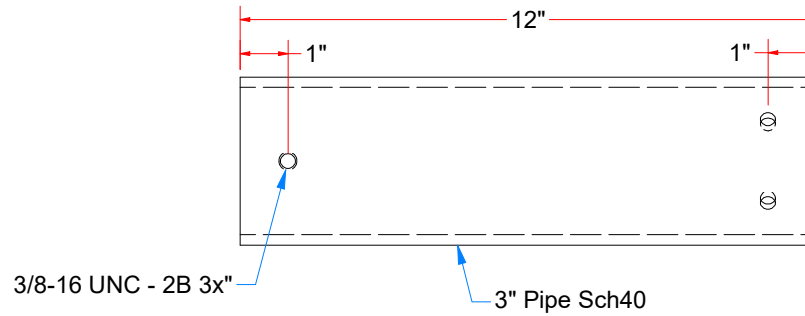
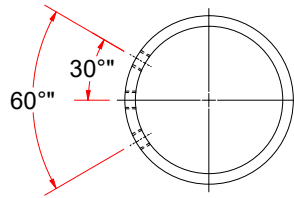

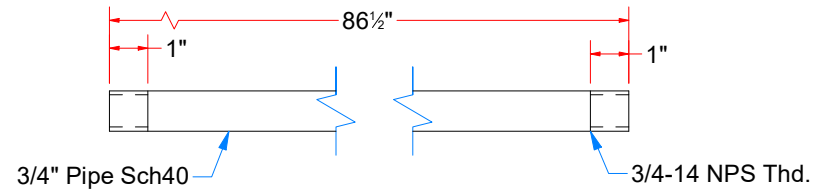
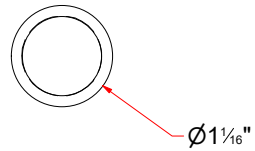
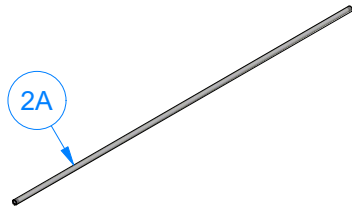
DIMENSION ARE IN INCHES & PROVIDED PRIOR TO SURFACE TREATMENTS, UNLESS NOTED.

SIZE
A

EST WEIGHT:

SHEET 48 of 50

PATH:L:\Libraries\AVW Components\Plates\SS Plate 12 Ga. x 2-3_4 x 2-3_4.ipt



AVW EQUIPMENT CO., INC.
105 S. 9TH AVENUE
MAYWOOD, IL 60153
Tel: 708-343-7738 Fax: 708-343-9065
WWW.AVWEQUIPMENT.COM

- COMPANY PROPRIETARY NOTE -

THIS DRAWING AND ITS DESIGNS ARE PROPERTY OF AVW EQUIPMENT CO. & IT IS NOT TO BE USED OR REPRODUCED WITHOUT THE PERMISSION FROM AVW CO.

DRAWN BY

Jose

CUSTOMER: AVW EQUIPMENT CO.

CHECKED BY

PROJECT: OT2-AG1-W1MM5

QTY

DESCRIPTION: 3/4" Pipe Sch40 x 86-1/2" LG.

RELEASE DATE

2/22/2021

PART NUMBER: MC2DCA

REV#

DIMENSION ARE IN INCHES & PROVIDED PRIOR TO SURFACE TREATMENTS, UNLESS NOTED.

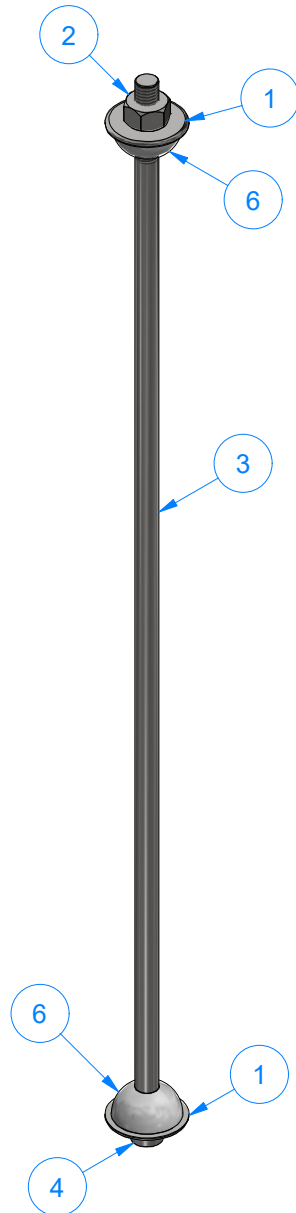
SIZE
A

EST WEIGHT:

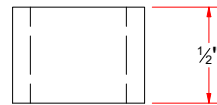
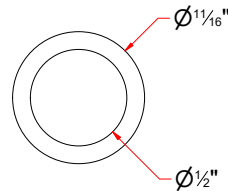


SHEET 49 of 50

PATH:L:\Libraries\Productivity\Mitter Baskets\Standard Mitter baskets\MC2D - Full Mitter Basket\Parts\MC2DA - Full Mitter Basket Frame\Parts\3_4 in. Pipe Sch40 x 86 LG.ipt

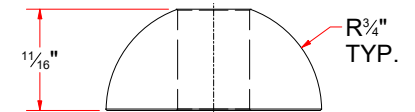
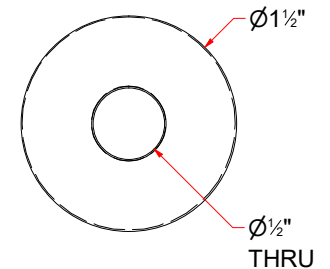

MMBSR



Parts List		
ITEM	QTY	DESCRIPTION
1	2	1/2" W Flat Washer
2	1	Hex Nut - 1/2-13
3	1	Tie Rod 1/2" x 27" LG
4	1	Tie Rod End Ring
6	2	UHMW HALF BALL MC1C3 - Basket Support Half-Disc



Tie Rod End Ring



AVW EQUIPMENT CO., INC.
105 S. 9TH AVENUE
MAYWOOD, IL 60153
Tel: 708-343-7738 Fax: 708-343-9065
WWW.AVWEQUIPMENT.COM

- COMPANY PROPRIETARY NOTE -

THIS DRAWING AND ITS DESIGNS ARE PROPERTY OF AVW EQUIPMENT CO. & IT IS NOT TO BE USED OR REPRODUCED WITHOUT THE PERMISSION FROM AVW CO.

DRAWN BY

Jose

CUSTOMER: AVW EQUIPMENT CO.

CHECKED BY

PROJECT: OT2-AG1-W1MM5

QTY

DESCRIPTION: MITTER BASKET SUPPORT ROD - 27" LG.

RELEASE DATE

2/22/2021

PART NUMBER: MMBSR

REV#

DIMENSION ARE IN INCHES & PROVIDED PRIOR TO SURFACE TREATMENTS, UNLESS NOTED.

SIZE
A

EST WEIGHT:

SHEET 50 of 50

PATH:L:\Designs\Product Lines\Mitters\MM - Mitter\Parts\MMB - Miter Basket\Parts\MMBSR - Miter Basket Support Rod\MMBSR - Miter Basket Support Rod (B).iam