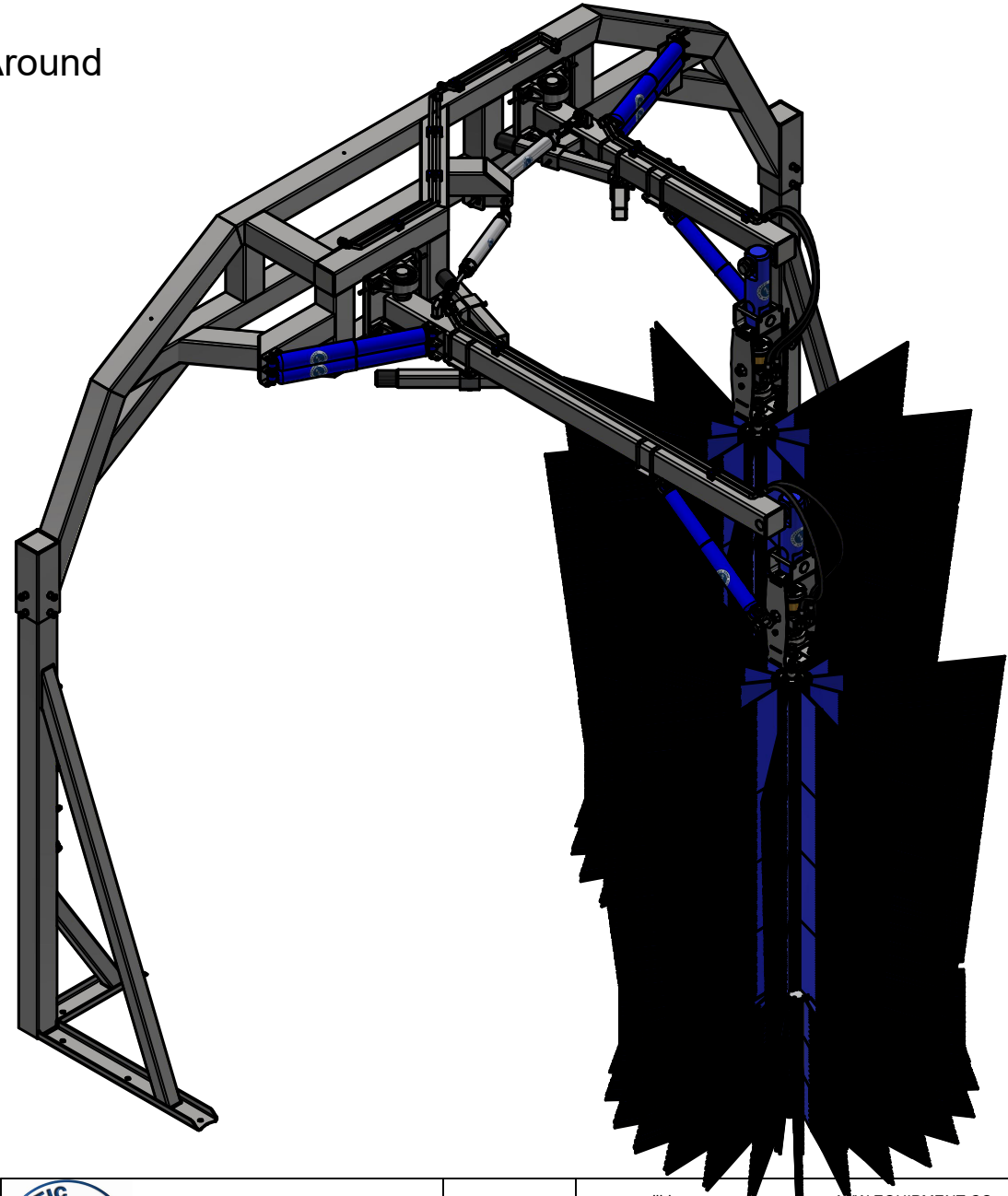



OT2-WA1 - Octasquare Wrap Around



 <div>AVW EQUIPMENT CO., INC. 105 S. 9TH AVENUE MAYWOOD, IL 60153 Tel: 708-343-7738 Fax: 708-343-9065 WWW.AVWEQUIPMENT.COM</div>	DRAWN BY	Jibin	CUSTOMER: AVW EQUIPMENT CO.	
	CHECKED BY		PROJECT: OT2-WA1 Octa <sup>2</sup> Wrap Around	
	QTY		DESCRIPTION: Octasquare Wrap Around	
	RELEASE DATE	6/30/2022	PART NUMBER: OT2-WA1	REV# 1
<div>- COMPANY PROPRIETARY NOTE - THIS DRAWING AND ITS DESIGNS ARE PROPERTY OF AVW EQUIPMENT CO. &amp; IT IS NOT TO BE USED OR REPRODUCED WITHOUT THE PERMISSION FROM AVW CO.</div>	DIMENSION ARE IN INCHES & PROVIDED PRIOR TO SURFACE TREATMENTS, UNLESS NOTED.		SIZE A	EST WEIGHT:
	PATH:L:\Designs\Product LinesWraps & Combos\OT2-WA1_OctaSquared Wrap Around\OT2-WA1.iam		SHEET 1 of 54	

# REVISION HISTORY

ECO No.	REV	DESCRIPTION	DATE	ENGINEER	APPROVED
	1	INITIAL RELEASE	12/02/2021	JIBIN	
	1				



AVW EQUIPMENT CO., INC.  
105 S. 9TH AVENUE  
MAYWOOD, IL 60153  
Tel: 708-343-7738 Fax: 708-343-9065  
WWW.AVWEQUIPMENT.COM

DRAWN BY

Jibin

CUSTOMER: AVW EQUIPMENT CO.

CHECKED BY

PROJECT: OT2-WA1 Octa<sup>2</sup> Wrap Around

QTY

DESCRIPTION:

## - COMPANY PROPRIETARY NOTE -

THIS DRAWING AND ITS DESIGNS ARE PROPERTY OF AVW EQUIPMENT CO. &  
IT IS NOT TO BE USED OR REPRODUCED WITHOUT THE PERMISSION FROM AVW CO.

RELEASE  
DATE

6/30/2022

PART NUMBER:

REV# 1

DIMENSION ARE IN INCHES & PROVIDED PRIOR  
TO SURFACE TREATMENTS, UNLESS NOTED.

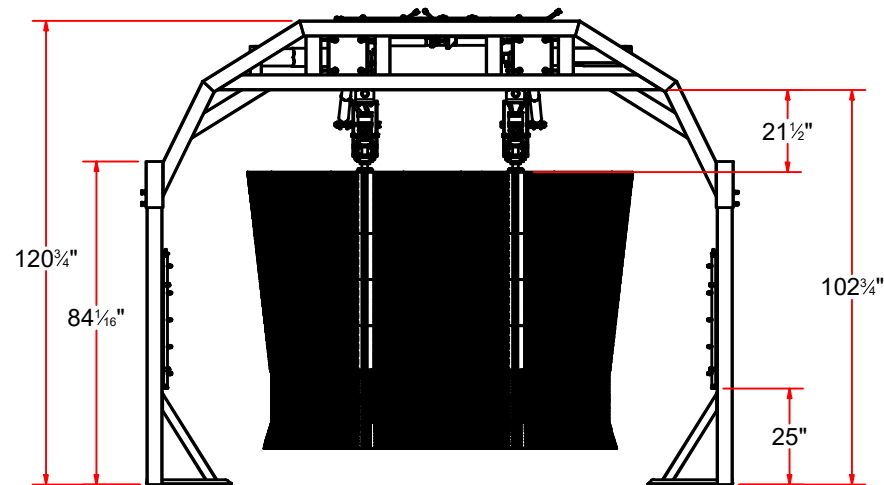
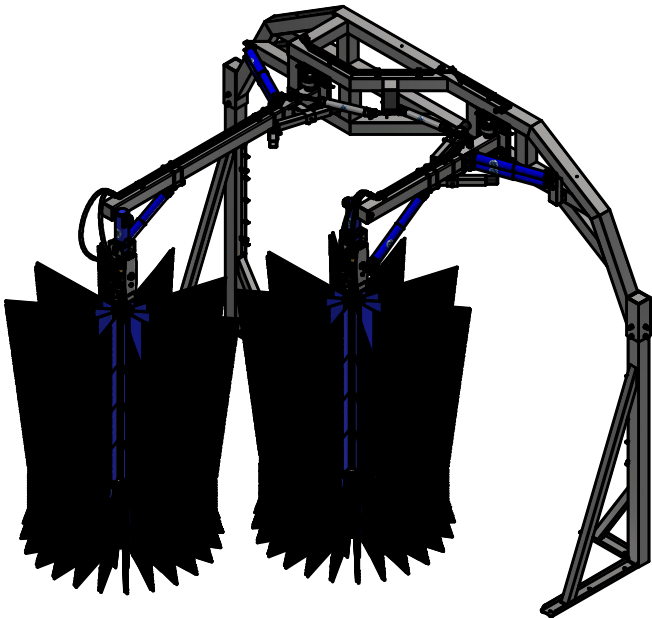
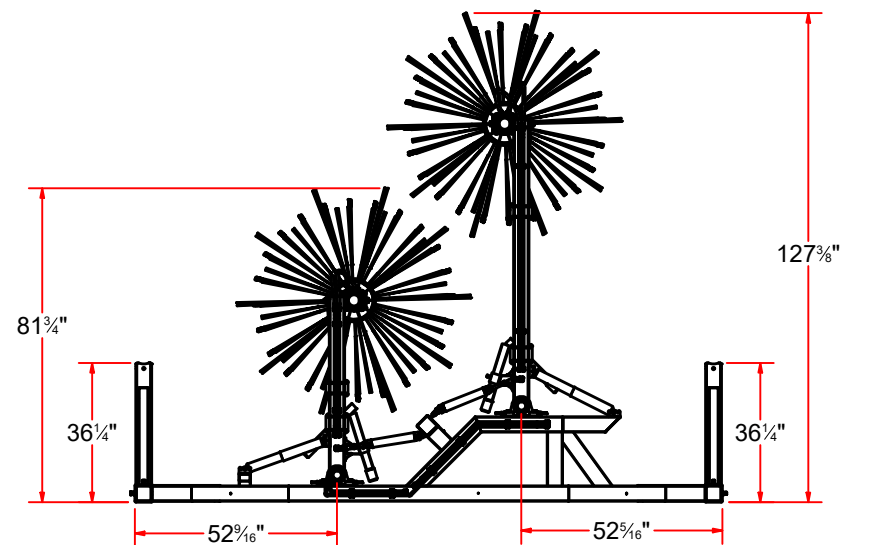
SIZE  
**A**

EST WEIGHT:

SHEET 2 of 54

PATH:

OT2-WA1 - Octasquare Wrap Around

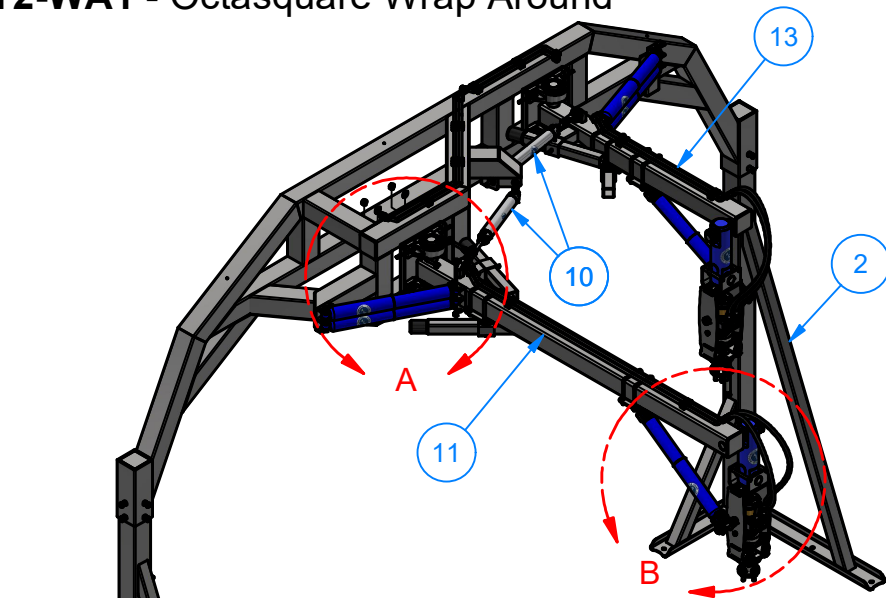


AVW EQUIPMENT CO., INC.  
105 S. 9TH AVENUE  
MAYWOOD, IL 60153  
Tel: 708-343-7738 Fax: 708-343-9065  
WWW.AVWEQUIPMENT.COM

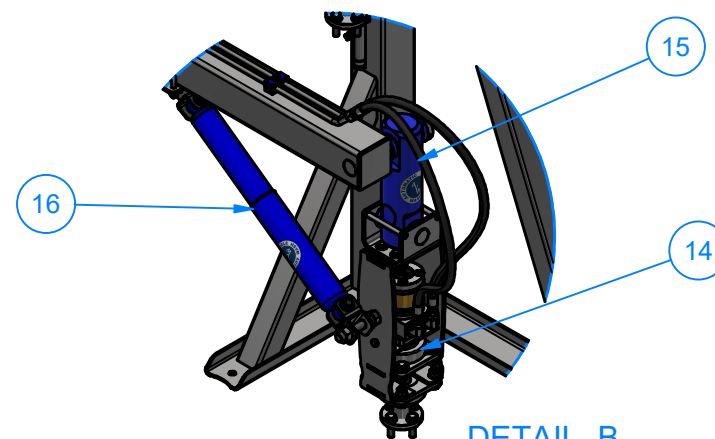
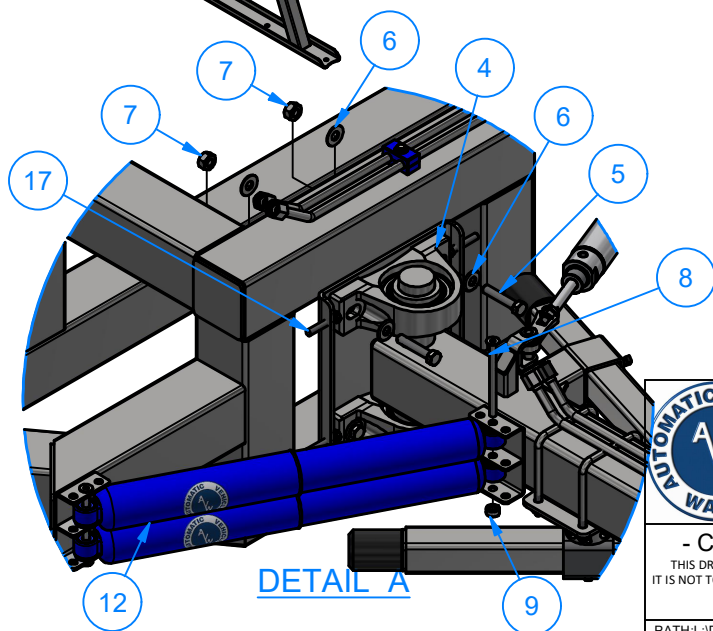
- COMPANY PROPRIETARY NOTE -  
THIS DRAWING AND ITS DESIGNS ARE PROPERTY OF AVW EQUIPMENT CO. &  
IT IS NOT TO BE USED OR REPRODUCED WITHOUT THE PERMISSION FROM AVW CO.

DRAWN BY	Jibin	CUSTOMER: AVW EQUIPMENT CO.	
CHECKED BY		PROJECT: OT2-WA1 Octa <sup>2</sup> Wrap Around	
QTY		DESCRIPTION: Octasquare Wrap Around	
RELEASE DATE	6/30/2022	PART NUMBER: OT2-WA1	REV# 1
DIMENSION ARE IN INCHES & PROVIDED PRIOR TO SURFACE TREATMENTS, UNLESS NOTED.		SIZE A	EST WEIGHT: SHEET 3 of 54

# OT2-WA1 - Octasquare Wrap Around



Parts List			
ITEM	PART NUMBER	QTY	DESCRIPTION
1	OT2-WA1C	1	Octa <sup>2</sup> Wrap Around Hydraulic Frame
2	OT2-WA1A	1	DRIVER SIDE LEG - 84" LG.
3	OT2-WA1B	1	PASSENGER SIDE LEG - 84" LG.
4	BRG-WA1WB-SS	4	2" Pillow Block
5	HHCS1213225	8	1/2"-13UNCx 2 1/2"LG.HexScrew
6	FW12	16	1/2" Flat Washer
7	HN1213	8	1/2-13 Heavy Hex Nut
8	WA1FB	4	Pin 3/8" x 5" LG
9	WA1FC	4	3/8" Set Screw Collar
10	TR1R	2	Retract Air Cylinder 2" x 10" (OPTIONAL)
11	WA1E	1	Wrap Arm Assy (Passenger Side)
12	WA1FA	4	Blue Shock Absorber Assembly
13	WA1D	1	Straight Wrap Arm (Driver Side 48")
14	WA10K	2	Wrap Around Shaft Assembly
15	WA1LB	4	Wrap Hose Assembly
16	WA2F-0318	2	Wrap Stabilizer Kit (OPTIONAL)
17	HHCS3816200	8	3/8" - 16 x 2" UNC Hex Screw



AVW EQUIPMENT CO., INC.  
105 S. 9TH AVENUE  
MAYWOOD, IL 60153  
Tel: 708-343-7738 Fax: 708-343-9065  
WWW.AVWEQUIPMENT.COM

## - COMPANY PROPRIETARY NOTE -

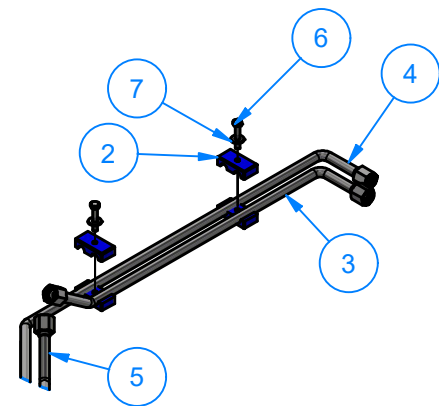
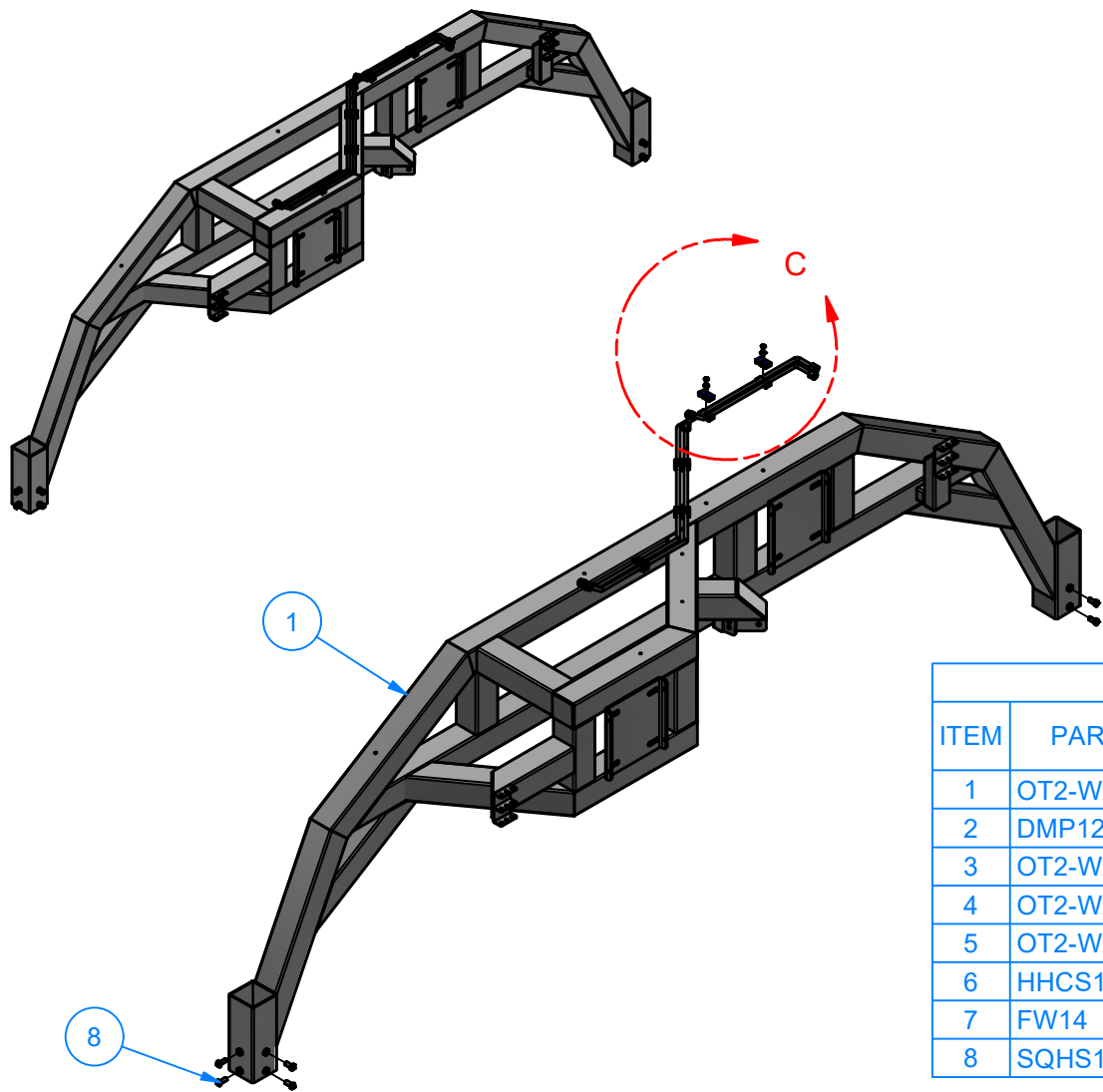
THIS DRAWING AND ITS DESIGNS ARE PROPERTY OF AVW EQUIPMENT CO. & IT IS NOT TO BE USED OR REPRODUCED WITHOUT THE PERMISSION FROM AVW CO.

PATH:L:\Designs\Product Lines\Wraps & Combos\OT2-WA1\_OctaSquared Wrap Around\OT2-WA1.iam

DRAWN BY	Jibin	CUSTOMER: AVW EQUIPMENT CO.	
CHECKED BY		PROJECT: OT2-WA1 Octa <sup>2</sup> Wrap Around	
QTY		DESCRIPTION: Octasquare Wrap Around	
RELEASE DATE	6/30/2022	PART NUMBER: OT2-WA1	REV# 1
DIMENSION ARE IN INCHES & PROVIDED PRIOR TO SURFACE TREATMENTS, UNLESS NOTED.		SIZE A	EST WEIGHT:
			SHEET 4 of 54



OT2-WA1C  
Octa² Wrap Around Hydraulic Frame



DETAIL C

Parts List			
ITEM	PART NUMBER	QTY	DESCRIPTION
1	OT2-WA1CA	1	Octa² Wrap Crossbar Weld Assy
2	DMP12A	10	UHMW Hydraulic Line Bracket 1/2"x 1"x 2"LG
3	OT2-WA1LHTAA-CB	1	Hyd Tube Assy 20" LG
4	OT2-WA1LHTAB-CB	1	Hyd Tube Assy 64" LG
5	OT2-WA1LHTAC-CB	1	Hyd Tube Assy 34" LG
6	HHCS1420150	5	1/4"-20 x 1 1/2" Hex Screw
7	FW14	5	1/4" Flat Washer
8	SQHS1213100	8	Square Bolt - 1/2"-13 UNC x 1"



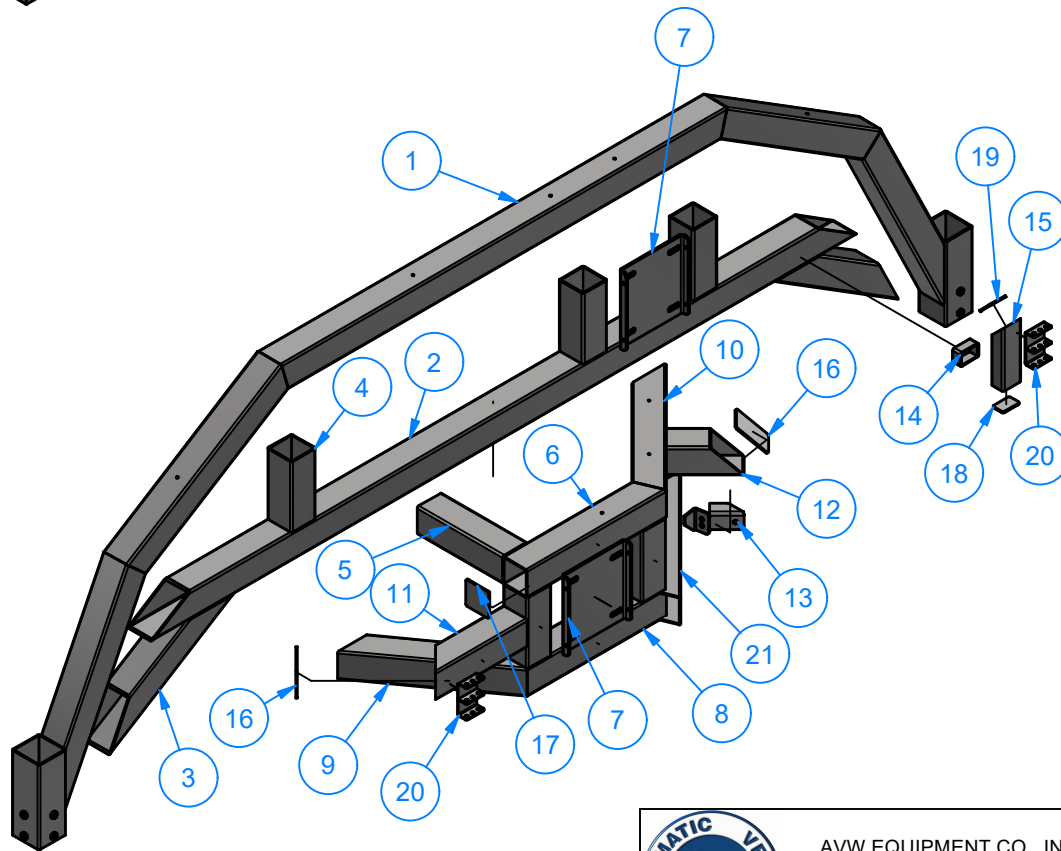
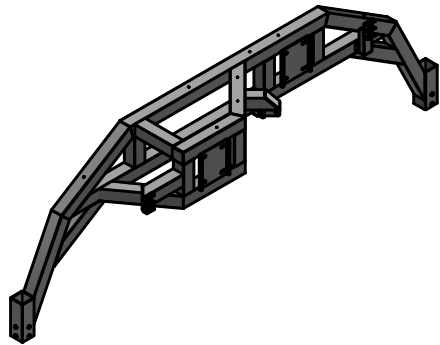
AVW EQUIPMENT CO., INC.  
105 S. 9TH AVENUE  
MAYWOOD, IL 60153  
Tel: 708-343-7738 Fax: 708-343-9065  
WWW.AVWEQUIPMENT.COM

- COMPANY PROPRIETARY NOTE -  
THIS DRAWING AND ITS DESIGNS ARE PROPERTY OF AVW EQUIPMENT CO. &  
IT IS NOT TO BE USED OR REPRODUCED WITHOUT THE PERMISSION FROM AVW CO.

DRAWN BY	Jibin	CUSTOMER: AVW EQUIPMENT CO.	
CHECKED BY		PROJECT: OT2-WA1 Octa² Wrap Around	
QTY		DESCRIPTION: Octa² Wrap Around Hydraulic Frame	
RELEASE DATE	6/30/2022	PART NUMBER: OT2-WA1C	REV# 1
DIMENSION ARE IN INCHES & PROVIDED PRIOR TO SURFACE TREATMENTS, UNLESS NOTED.		SIZE A	EST WEIGHT: SHEET 5 of 54

## OT2-WA1CA

### Octa<sup>2</sup> Wrap Crossbar Weld Assy



#### Parts List

ITEM	PART NUMBER	QTY	DESCRIPTION
1	OT2-AA0B	1	Octasquare Empty Arch Crossbar
2	OT2-WA1CAA	1	Sq. Tube 4"x 115 1/2"LG.
3	OT2-WA1CAB	2	Sq. Tube [7 Ga] 4"x 24"LG.
4	SQTSS07GX400X01000	5	SS SqTube #7Gax 4"x10"LG
5	SQTSS07GX400X01400	1	SS SqTube #7Gax 4"x14"LG
6	OT2-WA1CAC	1	Sq. Tube [7 Ga] 4"x 22 3/4"LG.
7	WA1CAC	2	Bearing Mounting Plate #1/4"x 11" x 12"
8	OT2-WA1CAD	1	Sq. Tube [7 Ga] 4"x 22 3/4"LG.
9	OT2-WA1CAE	1	Sq. Tube [7 Ga] 4"x 22 1/4"LG.
10	OT2-WA1CAF	1	Sq. Tube [7 Ga] 4"x 25 7/16"LG.
11	OT2-WA1CAG	1	Sq. Tube [7 Ga] 4"x 15"LG.
12	OT2-WA1CAH	1	SqTubing [7Ga.] 4" x 9" LG
13	WC3BAH	1	SS Plate [7Ga] 8"x 4 13/16
14	RCTSS07GX200X300X00125	1	Rct Tube[7Ga] 2"x 3"x 1 1/4"LG
15	OT2-WA1CAI	1	Rct Tube [7Ga] 2"x 3"x 9"LG
16	PLSS187X0525X0375X0H	2	Plate #3/16"x 5 1/4"x 3 3/4"
17	PLSS187X0375X0375X0H	1	Plate #3/16"x 3 3/4"x 3 3/4"
18	PLSS187X0175X0275X0H	1	Sheet Meta l#3/16"x 1 3/4"x 2 3/4"
19	PLSS187X0250X0275X0H	1	Sheet Meta l#3/16"x 2 1/2"x 2 3/4"
20	SAB1	2	Dual Shock Absorber Bracket
21	OT2-WA1CAF-EL	1	Sq. Tube [7 Ga] 4"x 25 7/16"LG.



AVW EQUIPMENT CO., INC.  
105 S. 9TH AVENUE  
MAYWOOD, IL 60153  
Tel: 708-343-7738 Fax: 708-343-9065  
WWW.AVWEQUIPMENT.COM

#### - COMPANY PROPRIETARY NOTE -

THIS DRAWING AND ITS DESIGNS ARE PROPERTY OF AVW EQUIPMENT CO. & IT IS NOT TO BE USED OR REPRODUCED WITHOUT THE PERMISSION FROM AVW CO.

DRAWN BY

Jibin

CUSTOMER: AVW EQUIPMENT CO.

CHECKED BY

PROJECT: OT2-WA1 Octa<sup>2</sup> Wrap Around

QTY

DESCRIPTION: Octa<sup>2</sup> Wrap Crossbar Weld Assy

RELEASE DATE

6/30/2022

PART NUMBER: OT2-WA1CA

REV# 1

DIMENSION ARE IN INCHES & PROVIDED PRIOR TO SURFACE TREATMENTS, UNLESS NOTED.

SIZE  
A

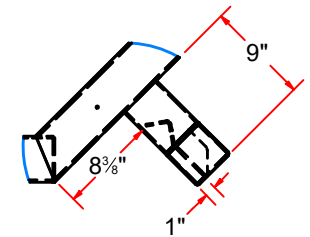
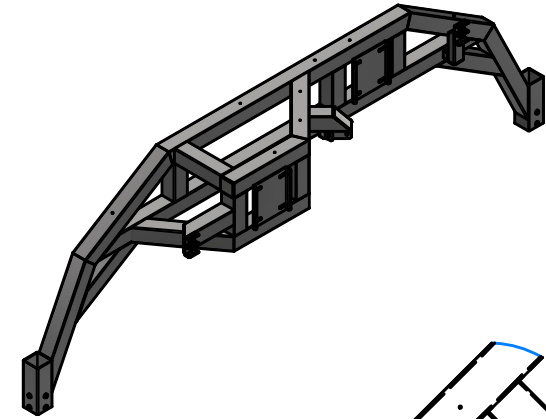
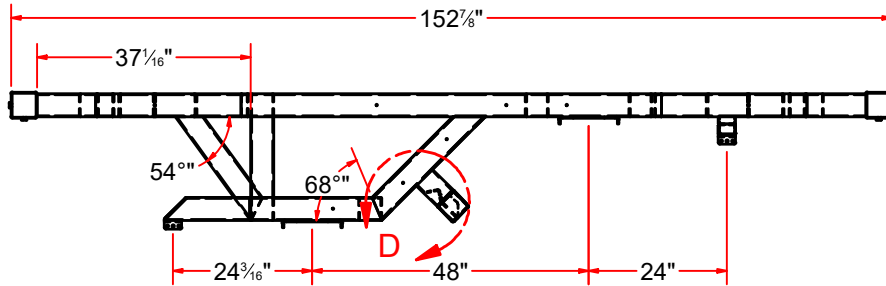
EST WEIGHT:

SHEET 6 of 54

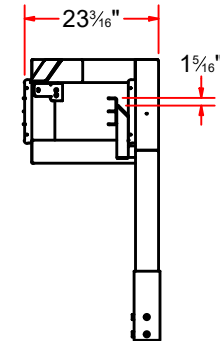
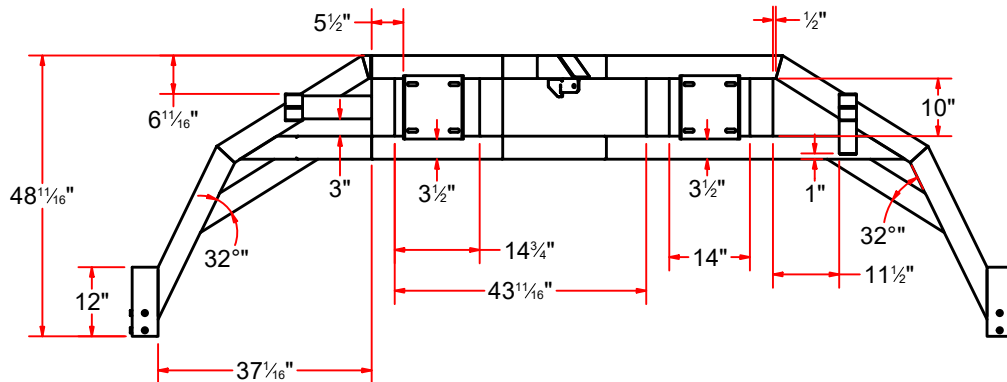
PATH:L:\Libraries\Productivity\Frames\OctaSquared Frames\OT2-WA1C\_Wrap Around Crossbar\Parts\OT2-WA1CA Frame Weld Assembly.iam

# OT2-WA1CA

## Octa<sup>2</sup> Wrap Crossbar Weld Assy



DETAIL D



AVW EQUIPMENT CO., INC.  
105 S. 9TH AVENUE  
MAYWOOD, IL 60153  
Tel: 708-343-7738 Fax: 708-343-9065  
WWW.AVWEQUIPMENT.COM

### - COMPANY PROPRIETARY NOTE -

THIS DRAWING AND ITS DESIGNS ARE PROPERTY OF AVW EQUIPMENT CO. & IT IS NOT TO BE USED OR REPRODUCED WITHOUT THE PERMISSION FROM AVW CO.

DRAWN BY

Jibin

CUSTOMER: AVW EQUIPMENT CO.

CHECKED BY

PROJECT: OT2-WA1 Octa<sup>2</sup> Wrap Around

QTY

DESCRIPTION: Octa<sup>2</sup> Wrap Crossbar Weld Assy

RELEASE DATE

6/30/2022

PART NUMBER: OT2-WA1CA

REV# 1

DIMENSION ARE IN INCHES & PROVIDED PRIOR TO SURFACE TREATMENTS, UNLESS NOTED.

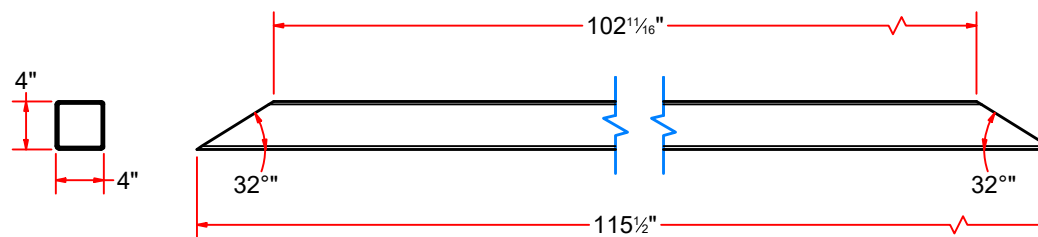
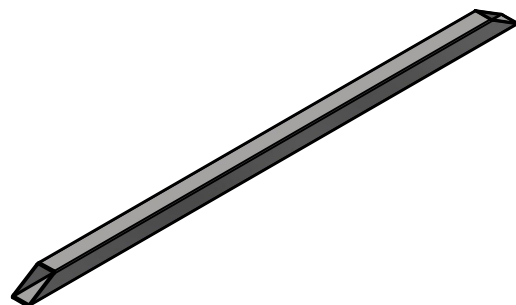
SIZE A

EST WEIGHT:

SHEET 7 of 54

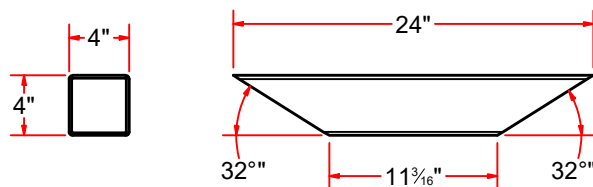
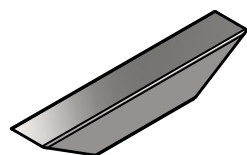
PATH: L:\Libraries\Productivity\Frames\OctaSquared Frames\OT2-WA1C\_Wrap Around Crossbar\Parts\OT2-WA1CA Frame Weld Assembly.iam

## WRAP AROUND CROSSBAR - Parts



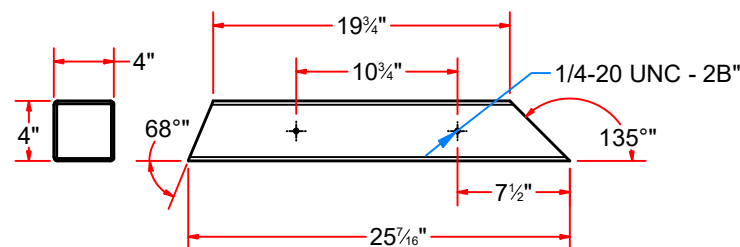
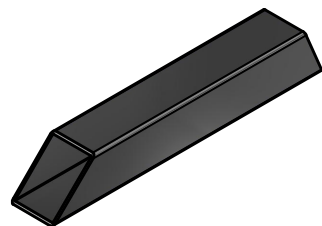
**OT2-WA1CAA**

Sq. Tube 4"x 115 1/2"LG.



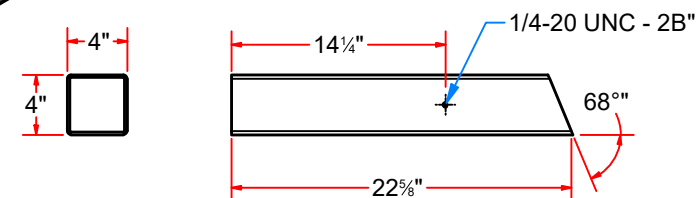
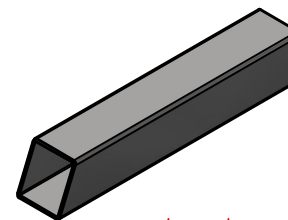
**OT2-WA1CAB**

Sq. Tube [7 Ga] 4"x 24"LG.



**OT2-WA1CAF**

Sq. Tube [7 Ga] 4"x 25 7/16"LG.



**OT2-WA1CAC**

Sq. Tube [7 Ga] 4"x 22 3/4"LG.



AVW EQUIPMENT CO., INC.  
105 S. 9TH AVENUE  
MAYWOOD, IL 60153  
Tel: 708-343-7738 Fax: 708-343-9065  
WWW.AVWEQUIPMENT.COM

### - COMPANY PROPRIETARY NOTE -

THIS DRAWING AND ITS DESIGNS ARE PROPERTY OF AVW EQUIPMENT CO. & IT IS NOT TO BE USED OR REPRODUCED WITHOUT THE PERMISSION FROM AVW CO.

DRAWN BY

Jibin

CUSTOMER: AVW EQUIPMENT CO.

CHECKED BY

PROJECT: OT2-WA1 Octa<sup>2</sup> Wrap Around

QTY

DESCRIPTION: Sq. Tube 4"x 115 1/2"LG.

RELEASE DATE

6/30/2022

PART NUMBER: OT2-WA1CAA

REV# 1

DIMENSION ARE IN INCHES & PROVIDED PRIOR TO SURFACE TREATMENTS, UNLESS NOTED.

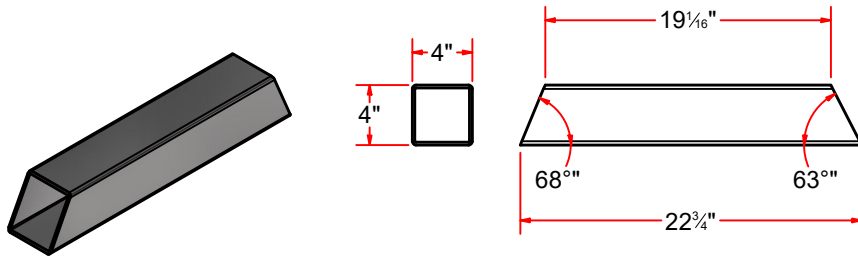
SIZE A

EST WEIGHT:

SHEET 8 of 54

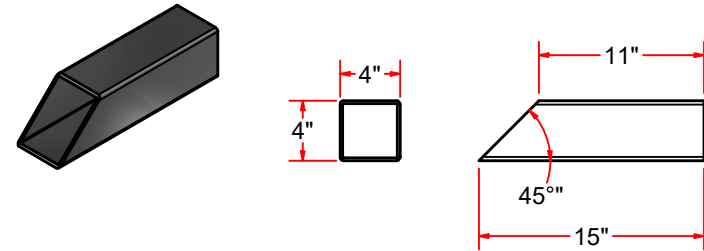
PATH:L:\Libraries\Productivity\Frames\OctaSquared Frames\OT2-WA1C\_Wrap Around Crossbar\Parts\OT2-WA1CAA.ipt

## WRAP AROUND CROSSBAR - Parts



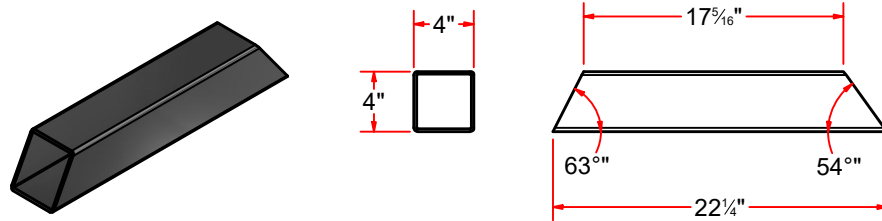
### OT2-WA1CAD

Sq. Tube [7 Ga] 4"x 22 3/4"LG.



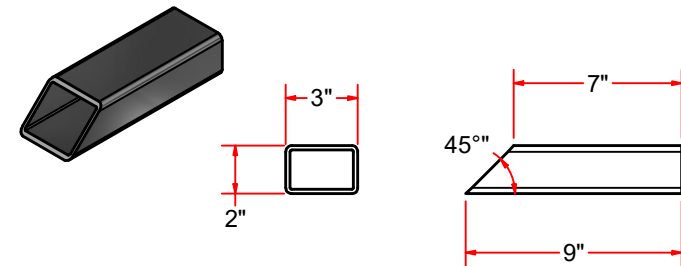
### OT2-WA1CAG

Sq. Tube [7 Ga] 4"x 15"LG.



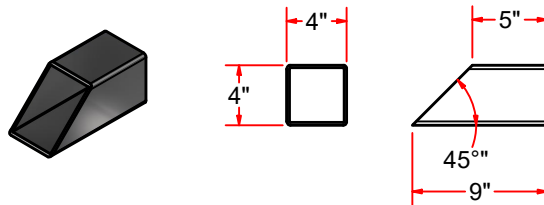
### OT2-WA1CAE

Sq. Tube [7 Ga] 4"x 22 1/4"LG.




### OT2-WA1CAI

Rct Tube [7Ga] 2"x 3"x 9"LG

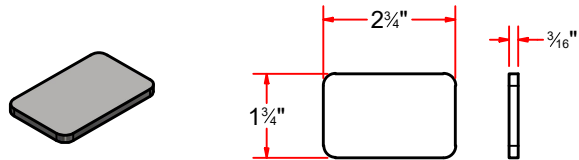


### OT2-WA1CAH

SqTubing [7Ga.] 4" x 9" LG

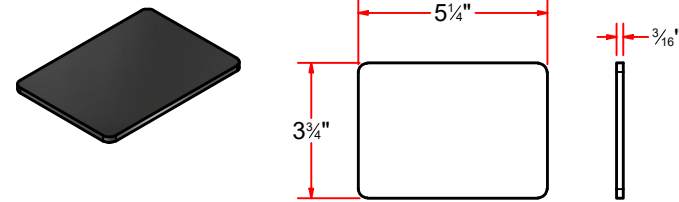
	AVW EQUIPMENT CO., INC. 105 S. 9TH AVENUE MAYWOOD, IL 60153 Tel: 708-343-7738 Fax: 708-343-9065 WWW.AVWEQUIPMENT.COM		DRAWN BY	Jibin	CUSTOMER: AVW EQUIPMENT CO.			
			CHECKED BY		PROJECT: OT2-WA1 Octa² Wrap Around			
			QTY		DESCRIPTION: Sq. Tube [7 Ga] 4"x 22 3/4"LG.			
<b>- COMPANY PROPRIETARY NOTE -</b> THIS DRAWING AND ITS DESIGNS ARE PROPERTY OF AVW EQUIPMENT CO. & IT IS NOT TO BE USED OR REPRODUCED WITHOUT THE PERMISSION FROM AVW CO.			RELEASE DATE	6/30/2022	PART NUMBER: OT2-WA1CAD		REV# 1	
			DIMENSION ARE IN INCHES & PROVIDED PRIOR TO SURFACE TREATMENTS, UNLESS NOTED.			SIZE <b>A</b>	EST WEIGHT:	SHEET 9 of 54
PATH:L:\Libraries\Productivity\Frames\OctaSquared Frames\OT2-WA1C_Wrap Around Crossbar\Parts\OT2-WA1CAD.ipt								

## WRAP AROUND CROSSBAR - Parts



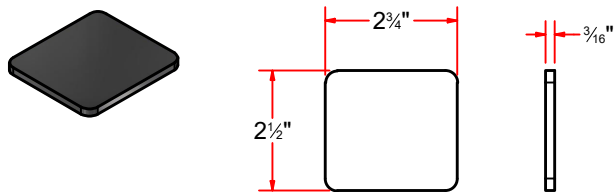
**PLSS187X0175X0275X0H**

Sheet Metal  $\frac{3}{16}$ " x  $1 \frac{3}{4}$ " x  $2 \frac{3}{4}$ "



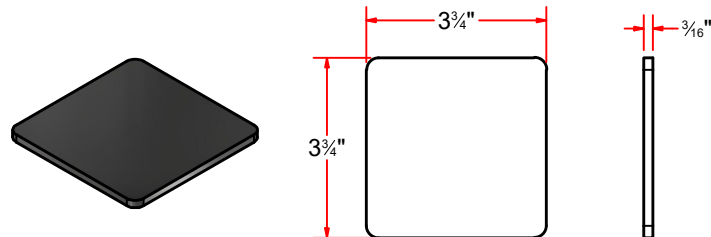
**PLSS187X0525X0375X0H**

Plate  $\frac{3}{16}$ " x  $5 \frac{1}{4}$ " x  $3 \frac{3}{4}$ "



**PLSS187X0250X0275X0H**

Sheet Metal  $\frac{3}{16}$ " x  $2 \frac{1}{2}$ " x  $2 \frac{3}{4}$ "



**PLSS187X0375X0375X0H**

Plate  $\frac{3}{16}$ " x  $3 \frac{3}{4}$ " x  $3 \frac{3}{4}$ "



AVW EQUIPMENT CO., INC.  
105 S. 9TH AVENUE  
MAYWOOD, IL 60153  
Tel: 708-343-7738 Fax: 708-343-9065  
WWW.AVWEQUIPMENT.COM

**- COMPANY PROPRIETARY NOTE -**

THIS DRAWING AND ITS DESIGNS ARE PROPERTY OF AVW EQUIPMENT CO. & IT IS NOT TO BE USED OR REPRODUCED WITHOUT THE PERMISSION FROM AVW CO.

DRAWN BY

Jibin

CUSTOMER: AVW EQUIPMENT CO.

CHECKED BY

PROJECT: OT2-WA1 Octa<sup>2</sup> Wrap Around

QTY

DESCRIPTION: Sheet Metal  $\frac{3}{16}$ " x  $2 \frac{1}{2}$ " x  $2 \frac{3}{4}$ "

RELEASE  
DATE

6/30/2022

PART NUMBER: PLSS187X0250X0275X0H

REV# 1

DIMENSION ARE IN INCHES & PROVIDED PRIOR  
TO SURFACE TREATMENTS, UNLESS NOTED.

SIZE  
**A**

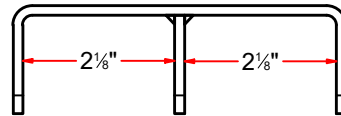
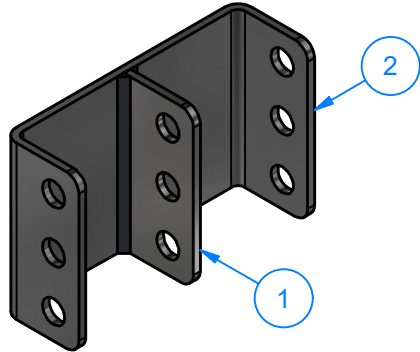
EST WEIGHT:

SHEET 10 of 54

PATH: L:\Libraries\AVW Components\Plates\3\_16in Plates\SHEET METAL [#3\_16] 2 1\_2 x 2 3\_4 LG.ipt

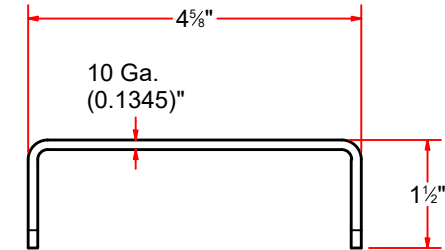
## SAB1

### Dual Shock Absorber Bracket

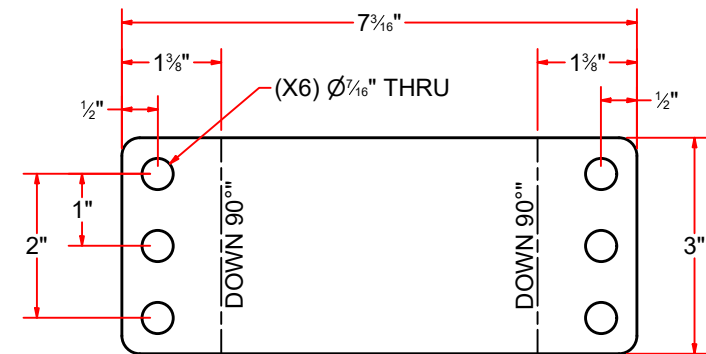
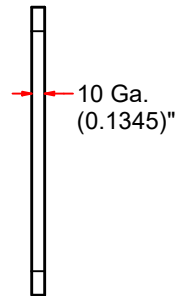
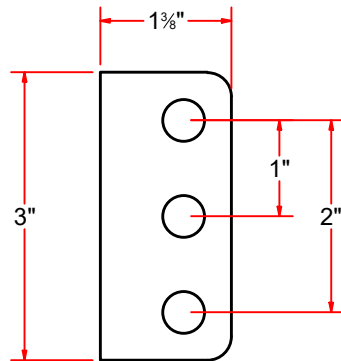


## SAB1A

SS S.M #10Gax 3" x 7 3/16" LG.



FORMED



FLAT PATTERN

## SAB1B

SS S.M#10Ga x 1 3/8" x 3" LG.



AVW EQUIPMENT CO., INC.  
105 S. 9TH AVENUE  
MAYWOOD, IL 60153  
Tel: 708-343-7738 Fax: 708-343-9065  
WWW.AVWEQUIPMENT.COM

### - COMPANY PROPRIETARY NOTE -

THIS DRAWING AND ITS DESIGNS ARE PROPERTY OF AVW EQUIPMENT CO. & IT IS NOT TO BE USED OR REPRODUCED WITHOUT THE PERMISSION FROM AVW CO.

DRAWN BY

Jibin

CUSTOMER: AVW EQUIPMENT CO.

CHECKED BY

PROJECT: OT2-WA1 Octa<sup>2</sup> Wrap Around

QTY

DESCRIPTION: Dual Shock Absorber Bracket

RELEASE DATE

6/30/2022

PART NUMBER: SAB1

REV# 1

DIMENSION ARE IN INCHES & PROVIDED PRIOR TO SURFACE TREATMENTS, UNLESS NOTED.

SIZE A

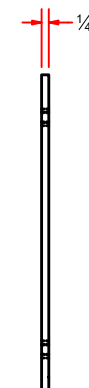
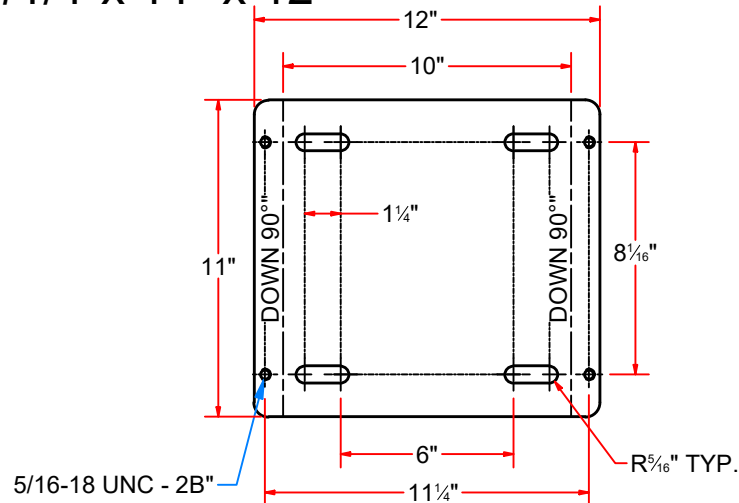
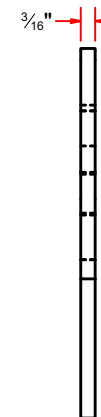
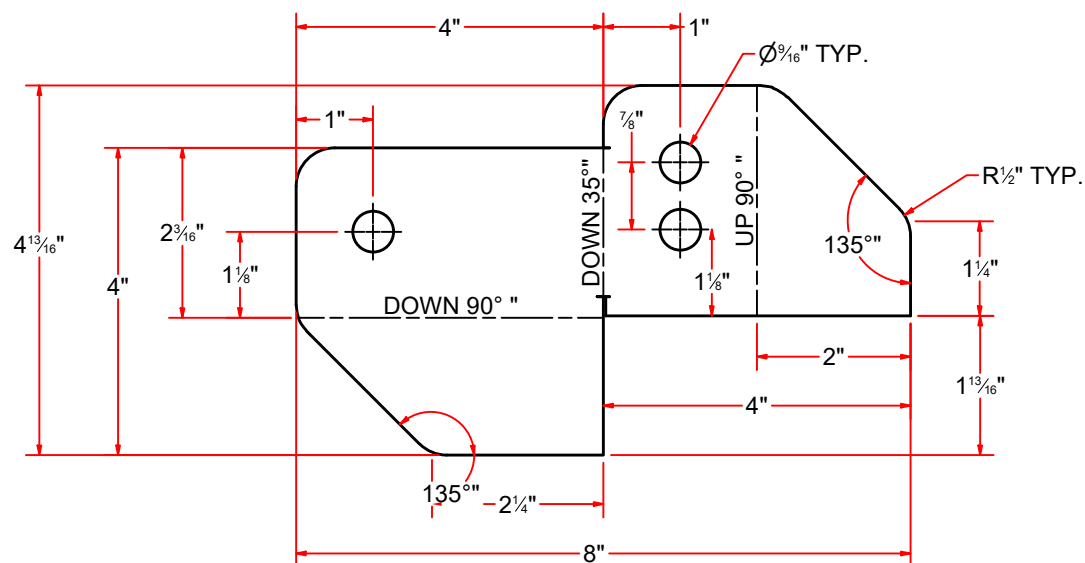
EST WEIGHT:


SHEET 11 of 54

PATH: L:\Libraries\AVW Components\Brackets\SAB1 - Shock Absorber Bracket\SAB1.iam

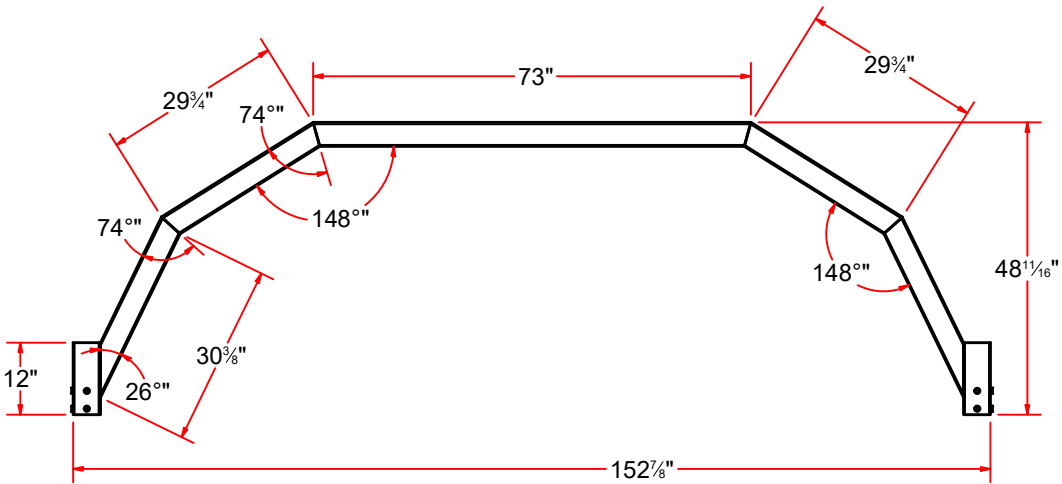


A technical drawing of a 45-degree V-block. The block has a central rectangular hole and two smaller circular holes on the sides. The drawing is shown in a perspective view, highlighting the 45-degree angle of the V-shaped groove.

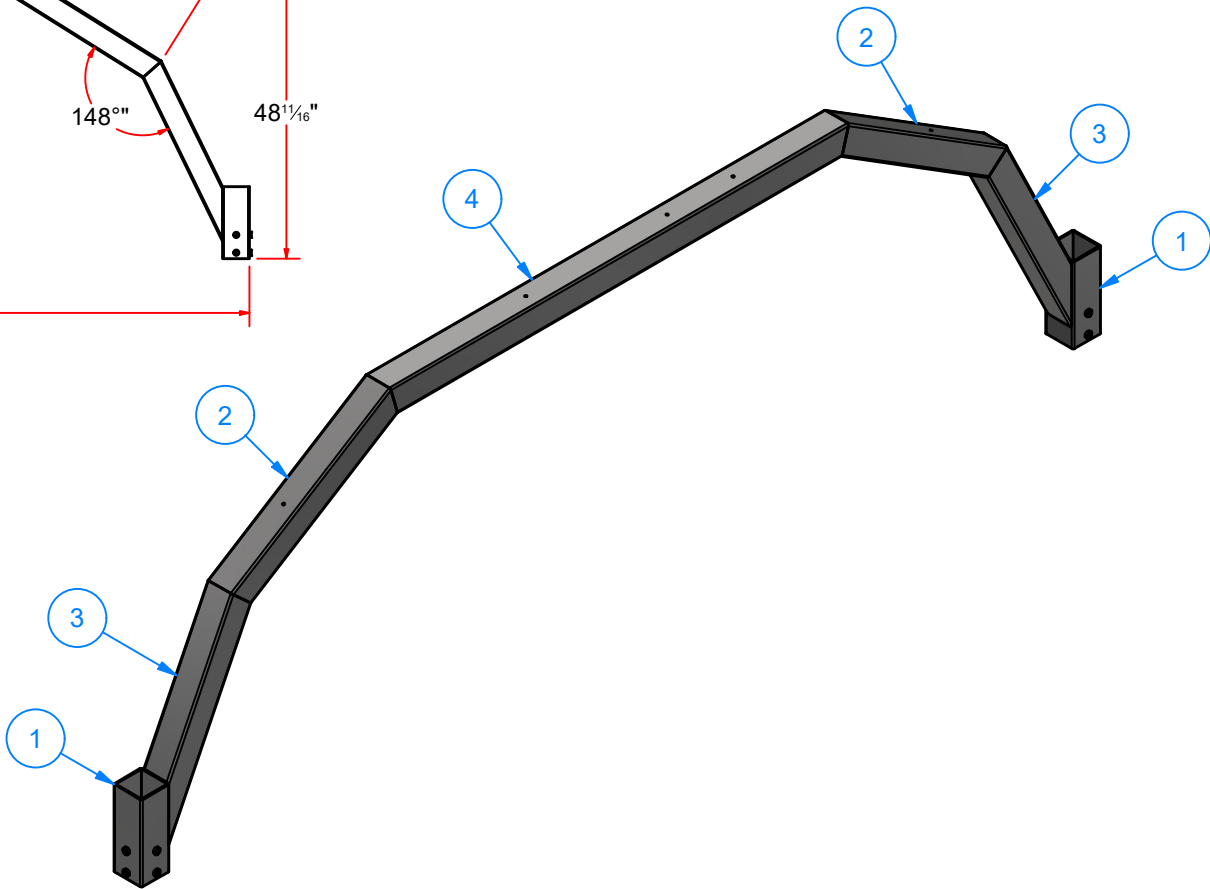


 <div>AVW EQUIPMENT CO., INC. 105 S. 9TH AVENUE MAYWOOD, IL 60153 Tel: 708-343-7738 Fax: 708-343-9065 WWW.AVWEQUIPMENT.COM</div>	DRAWN BY	Jibin	CUSTOMER: AVW EQUIPMENT CO.		
	CHECKED BY		PROJECT: OT2-WA1 Octa² Wrap Around		
	QTY		DESCRIPTION: SS Plate [7Ga] 8"x 4 13/16		
<div>- COMPANY PROPRIETARY NOTE - THIS DRAWING AND ITS DESIGNS ARE PROPERTY OF AVW EQUIPMENT CO. &amp; IT IS NOT TO BE USED OR REPRODUCED WITHOUT THE PERMISSION FROM AVW CO.</div>	RELEASE DATE	6/30/2022	PART NUMBER: WC3BAH		REV# 1
	DIMENSION ARE IN INCHES & PROVIDED PRIOR TO SURFACE TREATMENTS, UNLESS NOTED.		SIZE A	EST WEIGHT:	SHEET 12 of 54
PATH:L:\Libraries\AVW Components\Brackets\Air Cylinder Mounting Bracket [Ver 2020].ipt					

OT2-AA0B - Octasquare Empty Arch Crossbar



Parts List			
ITEM	PART NUMBER	QTY	DESCRIPTION
1	AA0BA	2	Sleeve 4 1/2" SQ. x 12" LG.
2	OT2-AA0BB	2	SqTubing[7Ga.] 4" x 29 3/4" LG
3	OT2-AA0BC	2	SqTubing [7 Ga.] 4"x 31 1/2"LG
4	OT2-AA0BA	1	SqTubing [7Ga.] 4" x 73" LG

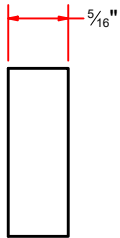
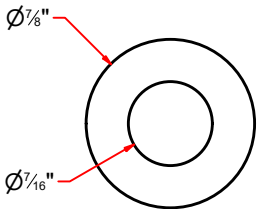
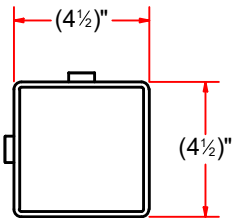
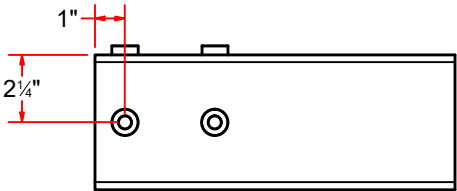
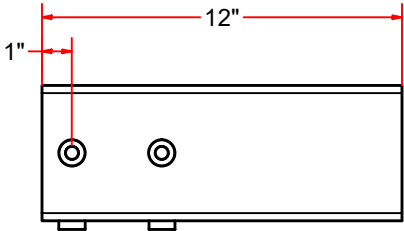


AVW EQUIPMENT CO., INC.  
105 S. 9TH AVENUE  
MAYWOOD, IL 60153  
Tel: 708-343-7738 Fax: 708-343-9065  
WWW.AVWEQUIPMENT.COM

- COMPANY PROPRIETARY NOTE -  
THIS DRAWING AND ITS DESIGNS ARE PROPERTY OF AVW EQUIPMENT CO. &  
IT IS NOT TO BE USED OR REPRODUCED WITHOUT THE PERMISSION FROM AVW CO.

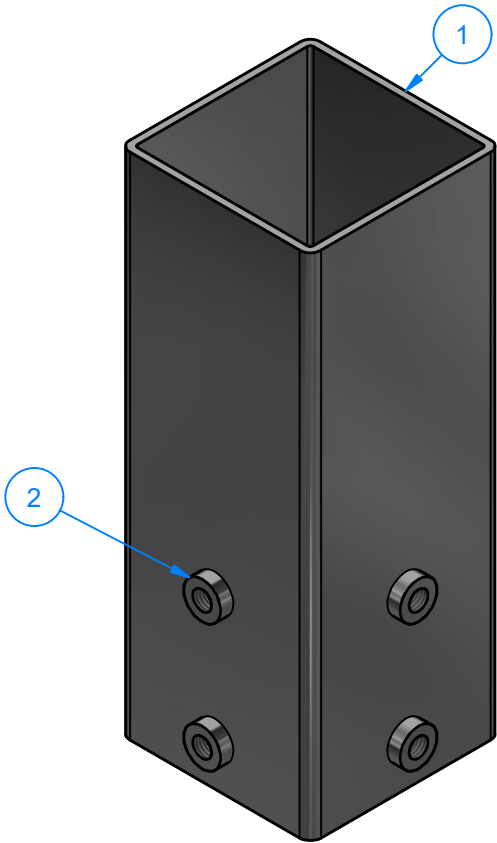
DRAWN BY	Jibin	CUSTOMER: AVW EQUIPMENT CO.	
CHECKED BY		PROJECT: OT2-WA1 Octa² Wrap Around	
QTY		DESCRIPTION: Octasquare Empty Arch Crossbar	
RELEASE DATE	6/30/2022	PART NUMBER: OT2-AA0B	REV# 1
DIMENSION ARE IN INCHES & PROVIDED PRIOR TO SURFACE TREATMENTS, UNLESS NOTED.		SIZE A	EST WEIGHT: SHEET 13 of 54

Sleeve 4 1/2" SQ. x 12" LG.



- NOTES:**
- 1) WELD NUTS AS SHOWN.
  - 2) DRILL THRU SLEEVE USING NUTS AS GUIDE.
  - 3) TAP 1/2"-13 THRU ALL HOLES

Parts List			
ITEM	PART NUMBER	QTY	DESCRIPTION
1	AA0BAA	1	Sq.Tubing [7 Ga.] 4 1/2" x 12" LG
2	SLN12	4	Sleeve Nut 1/2"

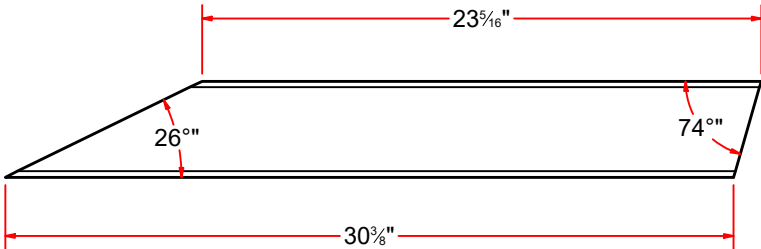
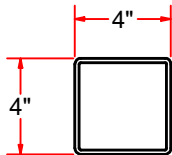
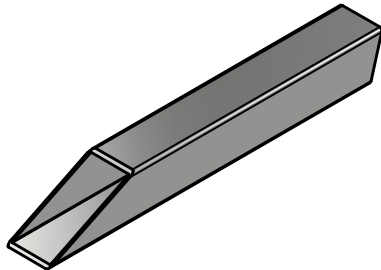


AVW EQUIPMENT CO., INC.  
105 S. 9TH AVENUE  
MAYWOOD, IL 60153  
Tel: 708-343-7738 Fax: 708-343-9065  
WWW.AVWEQUIPMENT.COM

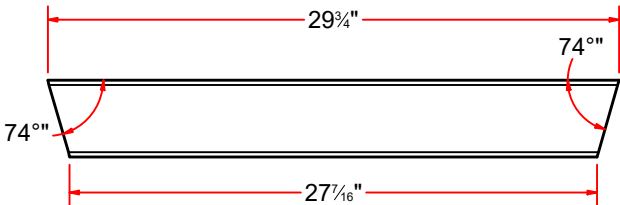
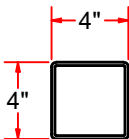
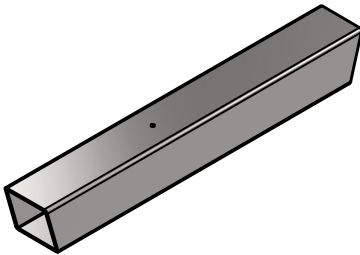
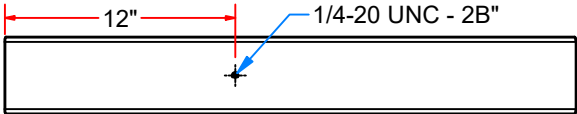
- COMPANY PROPRIETARY NOTE -  
THIS DRAWING AND ITS DESIGNS ARE PROPERTY OF AVW EQUIPMENT CO. &  
IT IS NOT TO BE USED OR REPRODUCED WITHOUT THE PERMISSION FROM AVW CO.

DRAWN BY	Jibin	CUSTOMER: AVW EQUIPMENT CO.	
CHECKED BY		PROJECT: OT2-WA1 Octa² Wrap Around	
QTY		DESCRIPTION: Sleeve 4 1/2" SQ. x 12" LG.	
RELEASE DATE	6/30/2022	PART NUMBER: AA0BA	REV# 1
DIMENSION ARE IN INCHES & PROVIDED PRIOR TO SURFACE TREATMENTS, UNLESS NOTED.		SIZE A	EST WEIGHT: SHEET 14 of 54

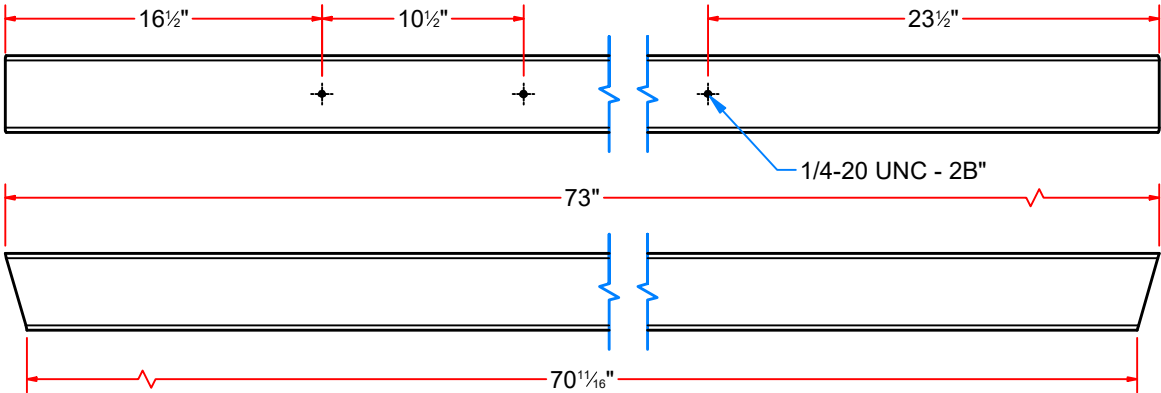
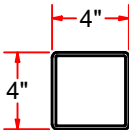
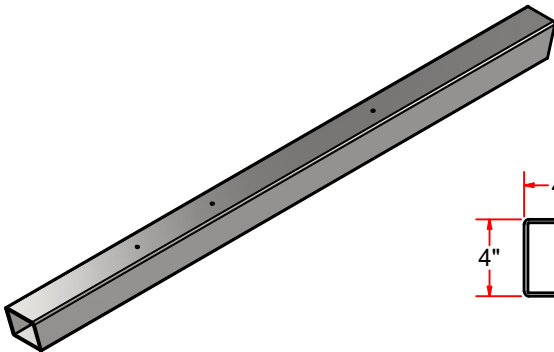
OCTASQUARED TOP CROSSBAR - Parts



**OT2-AA0BC**  
SqTubing [7 Ga.] 4"x 31 1/2"LG



**OT2-AA0BB**  
SqTubing[7Ga.] 4" x 29 3/4" LG



**OT2-AA0BA**  
SqTubing [7Ga.] 4" x 73" LG

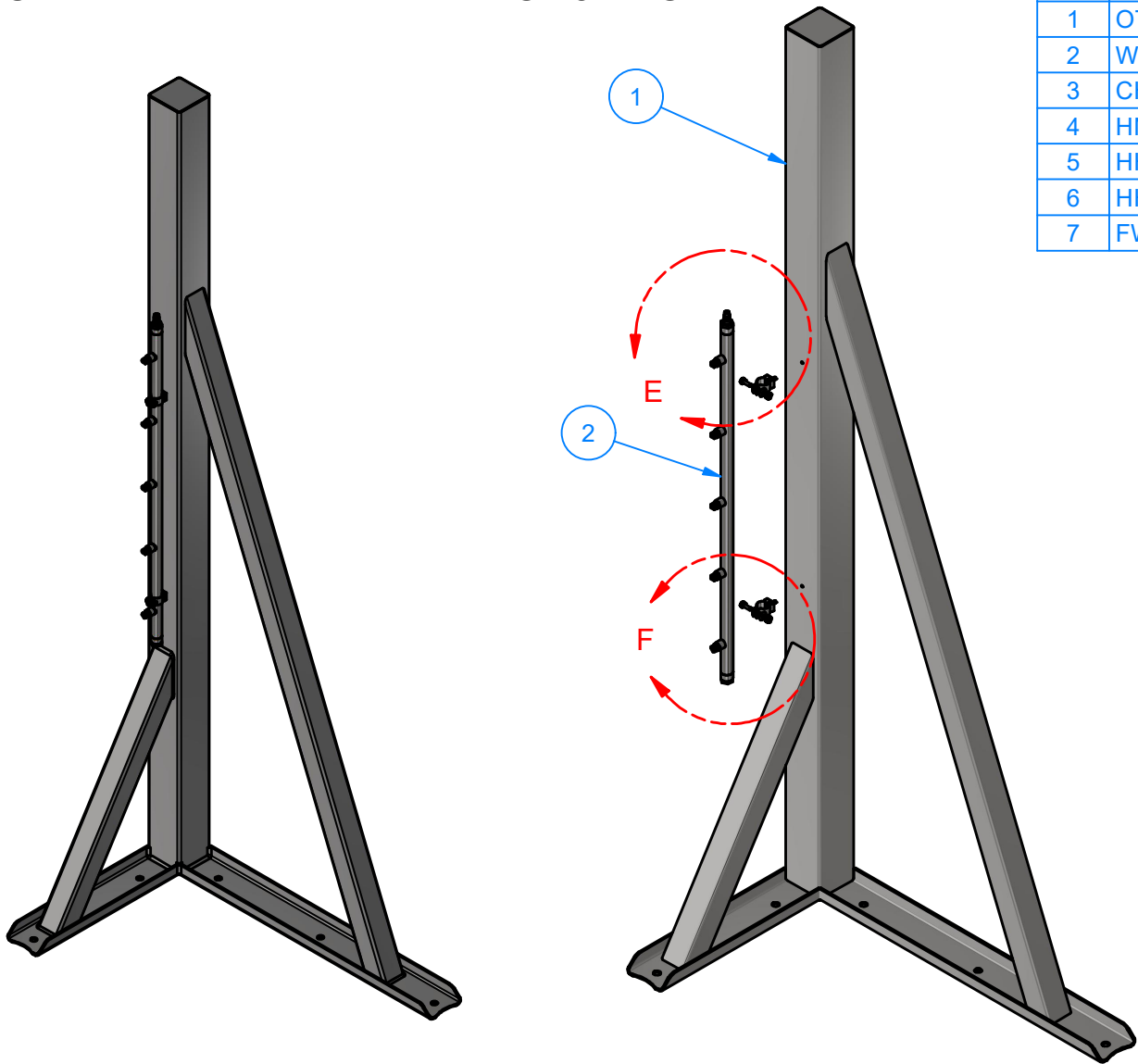


AVW EQUIPMENT CO., INC.  
105 S. 9TH AVENUE  
MAYWOOD, IL 60153  
Tel: 708-343-7738 Fax: 708-343-9065  
WWW.AVWEQUIPMENT.COM

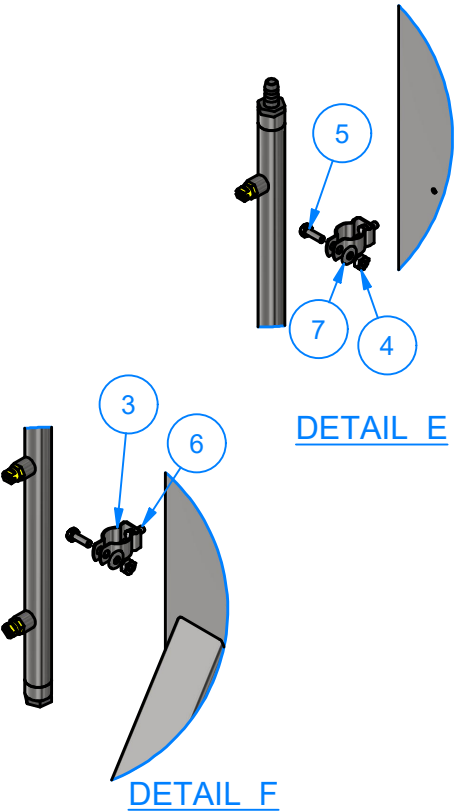
- COMPANY PROPRIETARY NOTE -  
THIS DRAWING AND ITS DESIGNS ARE PROPERTY OF AVW EQUIPMENT CO. &  
IT IS NOT TO BE USED OR REPRODUCED WITHOUT THE PERMISSION FROM AVW CO.

DRAWN BY	Jibin	CUSTOMER: AVW EQUIPMENT CO.	
CHECKED BY		PROJECT: OT2-WA1 Octa² Wrap Around	
QTY		DESCRIPTION: SqTubing [7 Ga.] 4"x 31 1/2"LG	
RELEASE DATE	6/30/2022	PART NUMBER: OT2-AA0BC	REV# 1
DIMENSION ARE IN INCHES & PROVIDED PRIOR TO SURFACE TREATMENTS, UNLESS NOTED.		SIZE A	EST WEIGHT: SHEET 15 of 54

OT2-WA1A - DRIVER SIDE LEG - 84" LG.



Parts List			
ITEM	PART NUMBER	QTY	DESCRIPTION
1	OT2-WA1AA	1	Leg Driver(Reg)/Passenger(Rev)
2	WA1LA	1	Z-Wrap Around Side Water Manifold
3	CH304SS10625	2	Clamping Hanger
4	HN1420	2	1/4"-20 Hex Nut
5	HHCS1420075	2	1/4"-20 UNCx3/4" LG. Hex Screw
6	HHCS1420050	2	1/4" - 20 x 0.5" UNC Hex Screw
7	FW14	2	1/4" Flat Washer

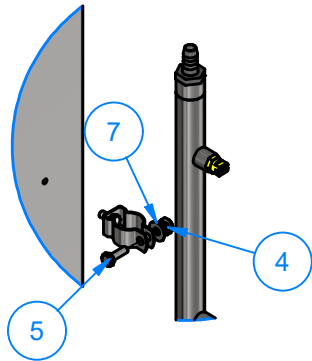
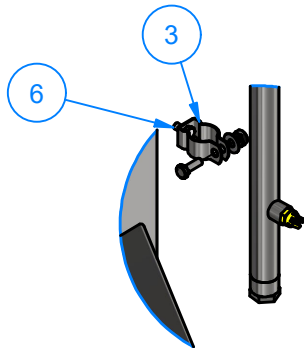
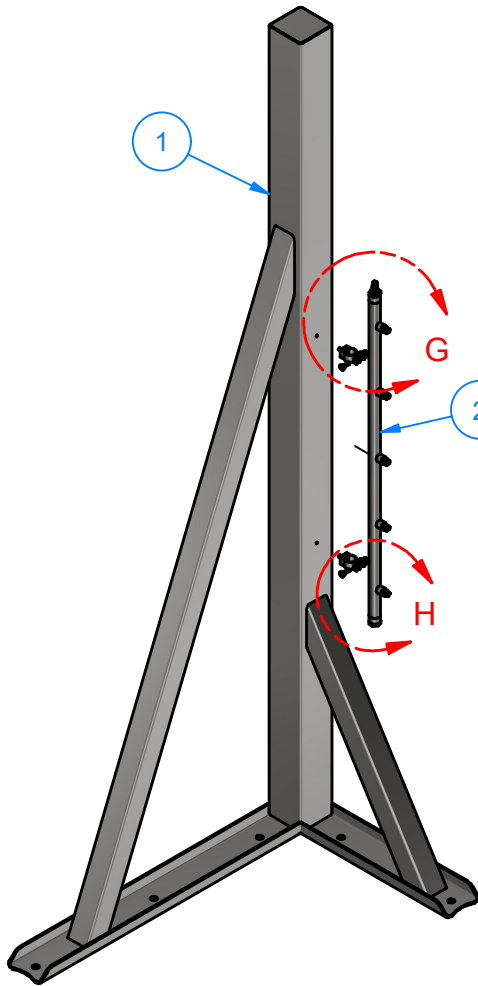
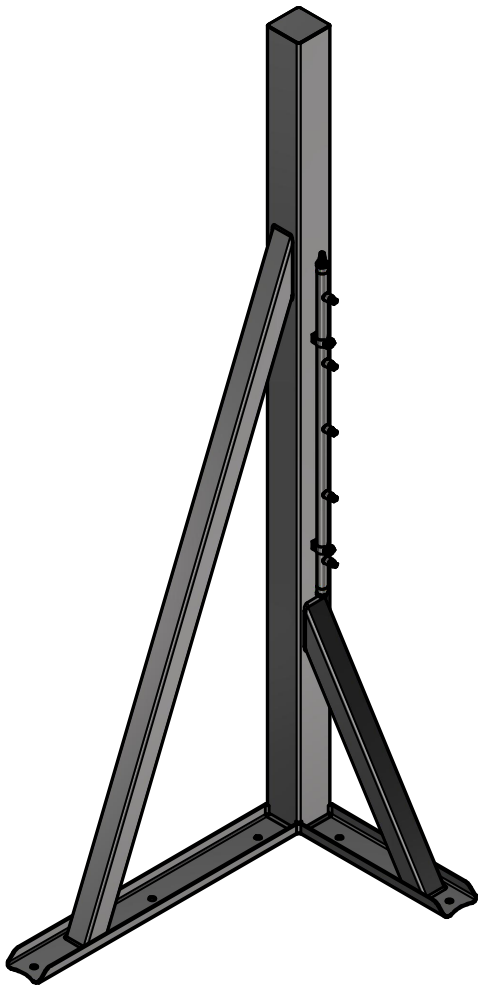


AVW EQUIPMENT CO., INC.  
105 S. 9TH AVENUE  
MAYWOOD, IL 60153  
Tel: 708-343-7738 Fax: 708-343-9065  
WWW.AVWEQUIPMENT.COM

- COMPANY PROPRIETARY NOTE -  
THIS DRAWING AND ITS DESIGNS ARE PROPERTY OF AVW EQUIPMENT CO. &  
IT IS NOT TO BE USED OR REPRODUCED WITHOUT THE PERMISSION FROM AVW CO.

DRAWN BY	Jibin	CUSTOMER: AVW EQUIPMENT CO.	
CHECKED BY		PROJECT: OT2-WA1 Octa² Wrap Around	
QTY		DESCRIPTION: DRIVER SIDE LEG - 84" LG.	
RELEASE DATE	6/30/2022	PART NUMBER: OT2-WA1A	REV# 1
DIMENSION ARE IN INCHES & PROVIDED PRIOR TO SURFACE TREATMENTS, UNLESS NOTED.		SIZE A	EST WEIGHT: SHEET 16 of 54

OT2-WA1B - PASSENGER SIDE LEG - 84" LG.



DETAIL G

DETAIL H

Parts List			
ITEM	PART NUMBER	QTY	DESCRIPTION
1	OT2-WA1BA	1	Leg Passenger(Reg)/ Driver(Rev)
2	WA1LA	1	Z-Wrap Around Side Water Manifold
3	CH304SS10625	2	Clamping Hanger
4	HN1420	2	1/4"-20 Hex Nut
5	HHCS1420075	2	1/4"-20 UNCx3/4" LG. Hex Screw
6	HHCS1420050	2	1/4" - 20 x 0.5" UNC Hex Screw
7	FW14	2	1/4" Flat Washer

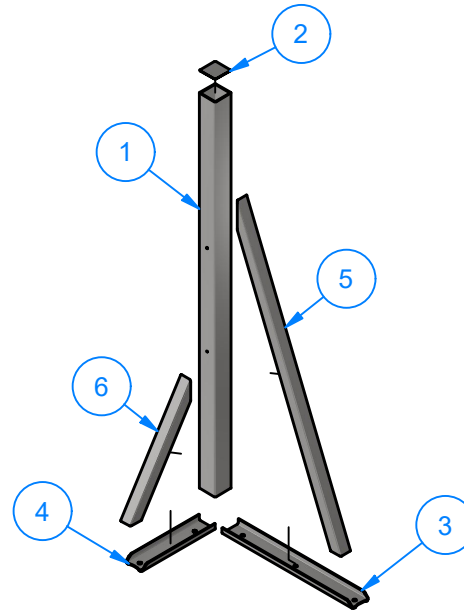
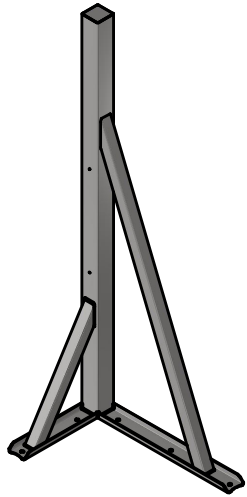


AVW EQUIPMENT CO., INC.  
105 S. 9TH AVENUE  
MAYWOOD, IL 60153  
Tel: 708-343-7738 Fax: 708-343-9065  
WWW.AVWEQUIPMENT.COM

- COMPANY PROPRIETARY NOTE -  
THIS DRAWING AND ITS DESIGNS ARE PROPERTY OF AVW EQUIPMENT CO. &  
IT IS NOT TO BE USED OR REPRODUCED WITHOUT THE PERMISSION FROM AVW CO.

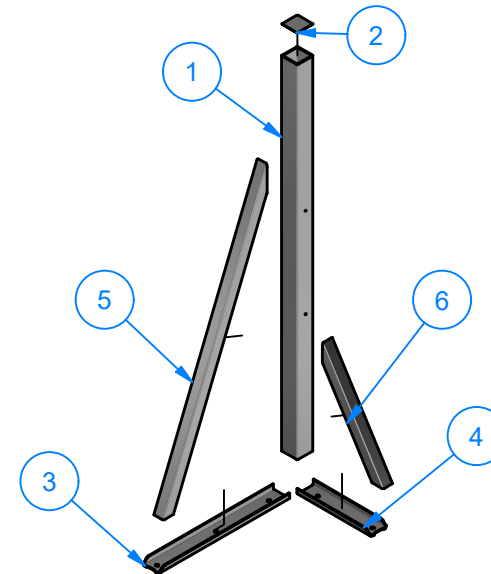
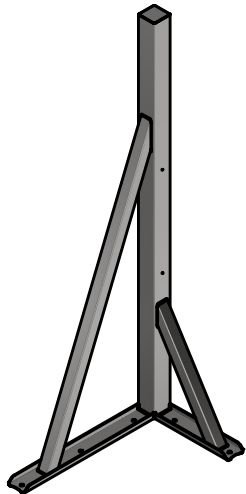
DRAWN BY	Jibin	CUSTOMER: AVW EQUIPMENT CO.	
CHECKED BY		PROJECT: OT2-WA1 Octa <sup>2</sup> Wrap Around	
QTY		DESCRIPTION: PASSENGER SIDE LEG - 84" LG.	
RELEASE DATE	6/30/2022	PART NUMBER: OT2-WA1B	REV# 1
DIMENSION ARE IN INCHES & PROVIDED PRIOR TO SURFACE TREATMENTS, UNLESS NOTED.		SIZE A	EST WEIGHT: SHEET 17 of 54

## OT2-WA1AA - Leg Driver(Reg)/Passenger(Rev)



Parts List			
ITEM	PART NUMBER	QTY	DESCRIPTION
1	OT2-WA1AAA	1	Sq. Tubing [7 Gauge] 4" x 84" LG
2	PLSS18GX0387X0387	1	SS Sheet Metal #18Ga xSQ3 7/8"
3	WA1AAA	1	SS Sheet Metal #7Ga 6"x32"
4	WA1AAB	1	SS Sheet Metal #7Ga 6"x17"
5	WA1AAC	1	Sq. Tubing [7 Ga.] 2 1/2" x 68" LG
6	WA1AAD	1	Sq. Tubing [7 Ga.] 2 1/2" x 28" LG

## OT2-WA1BA - Leg Passenger(Reg)/ Driver(Rev)



AVW EQUIPMENT CO., INC.  
105 S. 9TH AVENUE  
MAYWOOD, IL 60153  
Tel: 708-343-7738 Fax: 708-343-9065  
WWW.AVWEQUIPMENT.COM

### - COMPANY PROPRIETARY NOTE -

THIS DRAWING AND ITS DESIGNS ARE PROPERTY OF AVW EQUIPMENT CO. & IT IS NOT TO BE USED OR REPRODUCED WITHOUT THE PERMISSION FROM AVW CO.

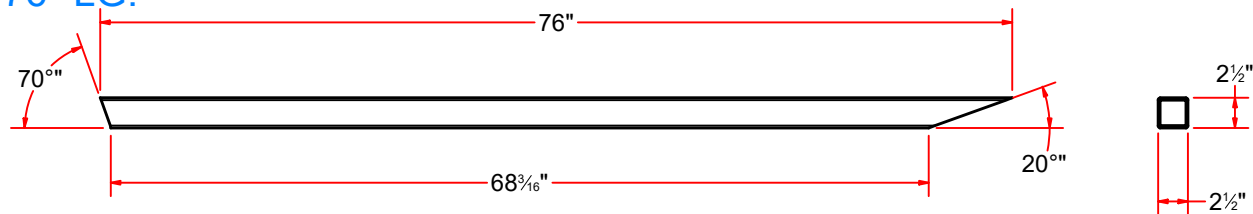

DRAWN BY	Jibin	CUSTOMER: AVW EQUIPMENT CO.	
CHECKED BY		PROJECT: OT2-WA1 Octa² Wrap Around	
QTY		DESCRIPTION: Leg Passenger(Reg)/ Driver(Rev)	
RELEASE DATE	6/30/2022	PART NUMBER: OT2-WA1BA	REV# 1
DIMENSION ARE IN INCHES & PROVIDED PRIOR TO SURFACE TREATMENTS, UNLESS NOTED.		SIZE A	EST WEIGHT:
			SHEET 18 of 54

PATH:L:\Libraries\Productivity\Legs\OctaSquared\OT2-WA1B - Wrap Around Passenger Side Leg\OT2-WA1BA.iam



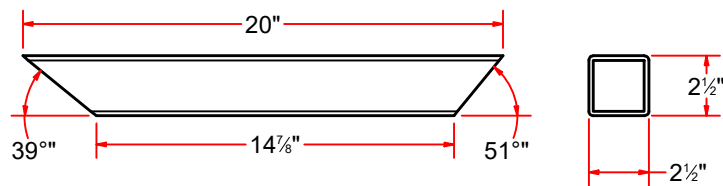

## OT2-WA1AB

Sq. Tube #7Ga x 2 1/2" x 2 1/2" x 76" LG.



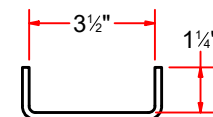
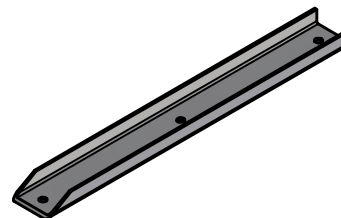
## OT2-WA1AC

Sq. Tube #7Ga x 2 1/2" x 2 1/2" x 28 1/2" LG.



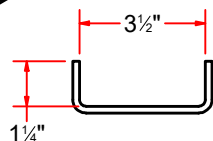
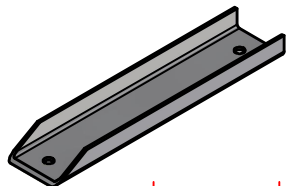
## OT2-WA1AA

Sheet Metal #3/16" x 6" x 32" LG.

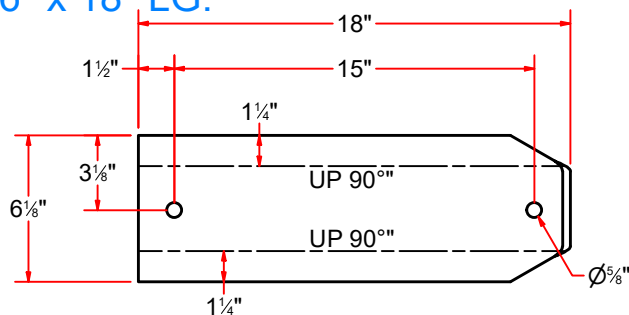


## BL1A-CAB

Sheet Metal #3/16" x 6" x 18" LG.

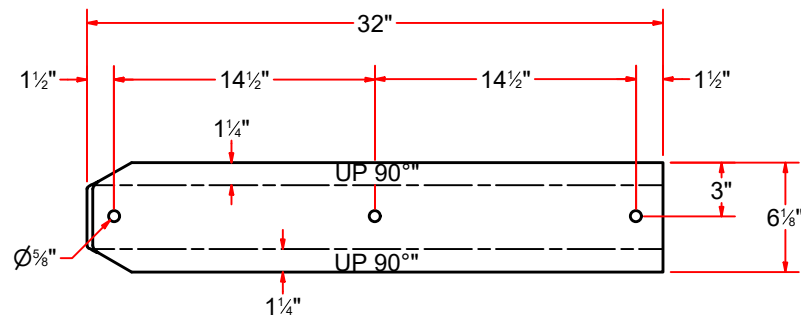


FORMED



FLAT PATTERN

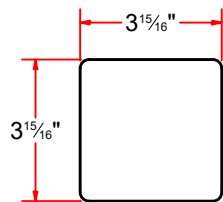
FORMED



FLAT PATTERN

## PLSS14GX0400X0400X0H

Sq. SS Plate 14Ga x 3 15/16



(0.0747")



AVW EQUIPMENT CO., INC.  
105 S. 9TH AVENUE  
MAYWOOD, IL 60153  
Tel: 708-343-7738 Fax: 708-343-9065  
WWW.AVWEQUIPMENT.COM

### - COMPANY PROPRIETARY NOTE -

THIS DRAWING AND ITS DESIGNS ARE PROPERTY OF AVW EQUIPMENT CO. & IT IS NOT TO BE USED OR REPRODUCED WITHOUT THE PERMISSION FROM AVW CO.

PATH: L:\Libraries\Productivity\Legs\OctaSquared\Parts\OT2-WA1AB.ipt

DRAWN BY

Jibin

CUSTOMER: AVW EQUIPMENT CO.

CHECKED BY

PROJECT: OT2-WA1 Octa<sup>2</sup> Wrap Around

QTY

DESCRIPTION: Sq. Tube #7Ga x 2 1/2" x 2 1/2" x 76" LG.

RELEASE DATE

6/30/2022

PART NUMBER: OT2-WA1AB

REV# 1

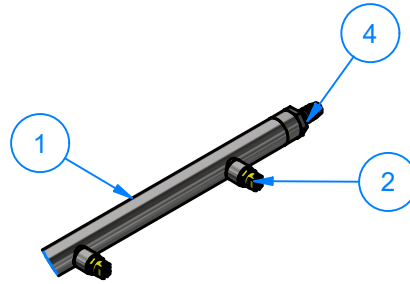
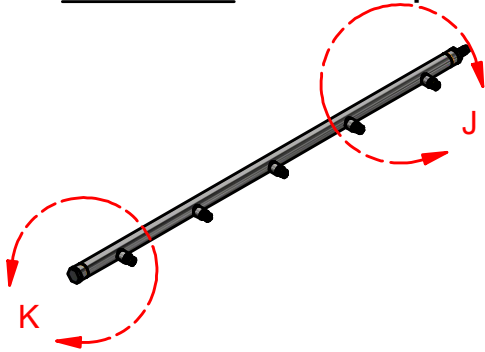
DIMENSION ARE IN INCHES & PROVIDED PRIOR TO SURFACE TREATMENTS, UNLESS NOTED.

SIZE  
A

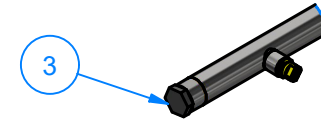
EST WEIGHT:

SHEET 19 of 54

## WA1LA - Z-Wrap Around Side Water Manifold



DETAIL J



DETAIL K

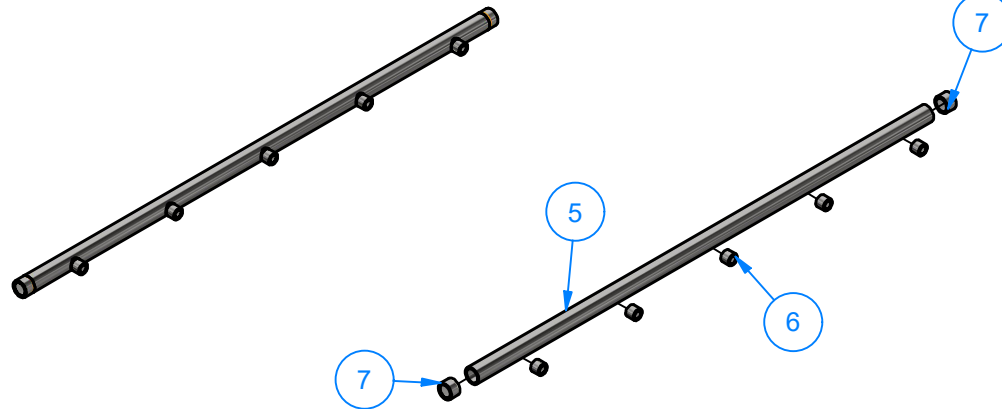
Parts List			
ITEM	PART NUMBER	QTY	DESCRIPTION
1	WA1LAA	1	Manifold w/ holes
2	NZ14-05E80	5	Nozzle - Yellow - 1/4" MNPT
3	SAE140109P-8	1	Hex Plug 1/2" NPT
4	BRB12MNPTHB-PPBLK	1	1/2" NPT Plastic Hose Barb

## WA1LAA - Manifold w/ holes

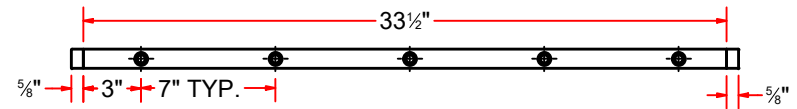


Drilling Ø $\frac{3}{8}$ " Holes 5 Nos  
through welded half couplings

## WA1LAAA - Manifold Weld Assy



Parts List			
ITEM	PART NUMBER	QTY	DESCRIPTION
5	PSSSC40X075X03350	1	Pipe 3/4" SCH 40 x 33 1/2" LG
6	HC304025	5	1/4" Half Coupling
7	HC304050	2	1/2" Half Coupling



AVW EQUIPMENT CO., INC.  
105 S. 9TH AVENUE  
MAYWOOD, IL 60153  
Tel: 708-343-7738 Fax: 708-343-9065  
WWW.AVWEQUIPMENT.COM

### - COMPANY PROPRIETARY NOTE -

THIS DRAWING AND ITS DESIGNS ARE PROPERTY OF AVW EQUIPMENT CO. & IT IS NOT TO BE USED OR REPRODUCED WITHOUT THE PERMISSION FROM AVW CO.

DRAWN BY

Jibin

CUSTOMER: AVW EQUIPMENT CO.

CHECKED BY

PROJECT: OT2-WA1 Octa<sup>2</sup> Wrap Around

QTY

DESCRIPTION: Z-Wrap Around Side Water Manifold

RELEASE DATE

6/30/2022

PART NUMBER: WA1LA

REV# 1

DIMENSION ARE IN INCHES & PROVIDED PRIOR TO SURFACE TREATMENTS, UNLESS NOTED.


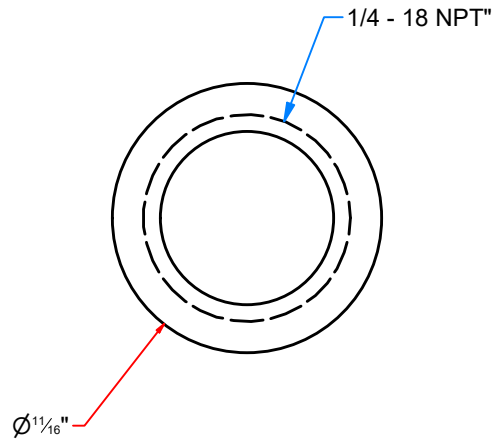
SIZE  
A

EST WEIGHT:


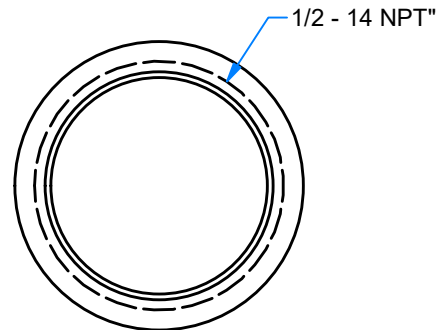

SHEET 20 of 54

PATH:L:\Designs\Product Lines\Manifolds\WA1LA - Z-Wrap Around Side Water Manifold\WA1LA - Z-Wrap Around Side Water Manifold.iam

## HC304025 - 1/4" Half Coupling



## HC304050 - 1/2" Half Coupling



AVW EQUIPMENT CO., INC.  
105 S. 9TH AVENUE  
MAYWOOD, IL 60153  
Tel: 708-343-7738 Fax: 708-343-9065  
WWW.AVWEQUIPMENT.COM

### - COMPANY PROPRIETARY NOTE -

THIS DRAWING AND ITS DESIGNS ARE PROPERTY OF AVW EQUIPMENT CO. & IT IS NOT TO BE USED OR REPRODUCED WITHOUT THE PERMISSION FROM AVW CO.

DRAWN BY

Jibin

CUSTOMER: AVW EQUIPMENT CO.

CHECKED BY

PROJECT: OT2-WA1 Octa<sup>2</sup> Wrap Around

QTY

DESCRIPTION: 1/4" Half Coupling

RELEASE  
DATE

6/30/2022

PART NUMBER: HC304025

REV# 1

DIMENSION ARE IN INCHES & PROVIDED PRIOR  
TO SURFACE TREATMENTS, UNLESS NOTED.

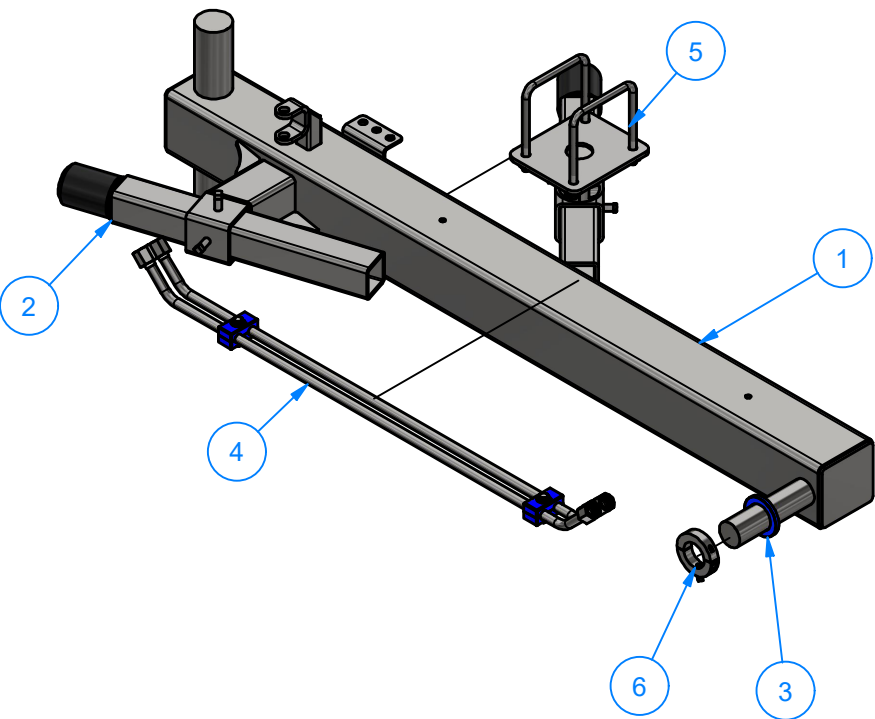
SIZE  
**A**

EST WEIGHT:

SHEET 21 of 54

PATH:L:\Libraries\Parts\Couplings\Half Coupling\1-4 Half Coupling.ipt

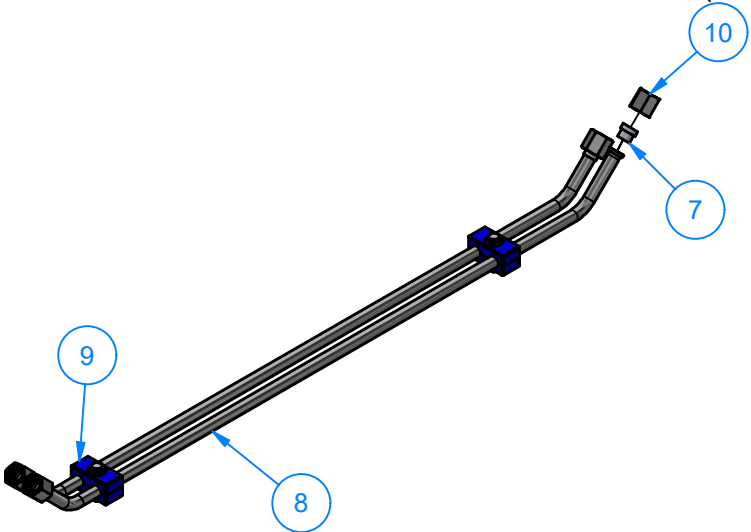
WA1D - Straight Wrap Arm (Driver Side 48")



Parts List			
ITEM	PART NUMBER	QTY	DESCRIPTION
1	WA1DA	1	WRAP ARM WELDMENT 48" [H DRIVER]
2	WA1DB	1	Rubber Bumper Stop Assembly
3	WA1DBB-S	1	Weld Cover UHMW shaft 2 5/16"ODx 1/4"LG
4	WA1LHTA-DS	1	WRAP STRAIGHT ARM - HYDRAULIC LINES (34 LG)
5	WA3DB-2639	1	Adjustable Z Wrap Bumper
6	WA150SCC	1	1 1/2" ID Split Collar

Parts List			
ITEM	PART NUMBER	QTY	DESCRIPTION
7	SLVSTL050JIC	4	Sleeve 1/2" - 37 Deg Flared
8	ROTSS20GX050X03400	2	34" LG Hydraulic Hose
9	DMP12	2	1/2" Hydraulic Line Clamp UHMW Assy
10	NUTSTL050JIC	4	1/2"-16x 37° Flared Nut

WA1LHTA-DS - WRAP STRAIGHT ARM - HYDRAULIC LINES (34 LG)

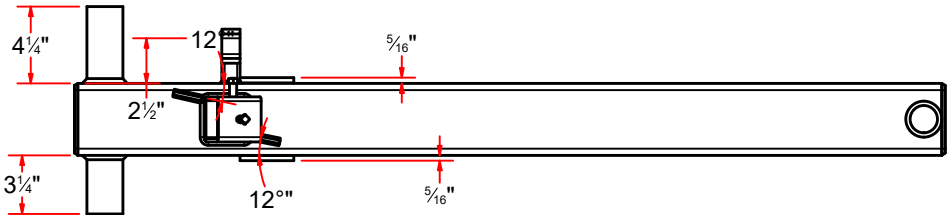
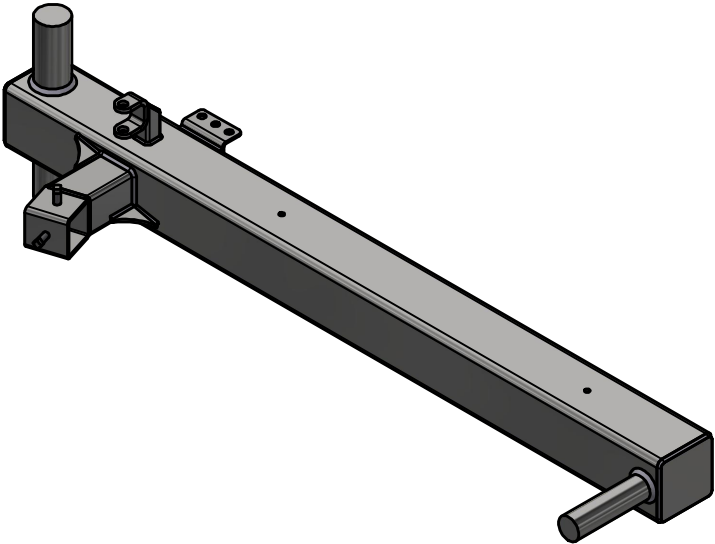
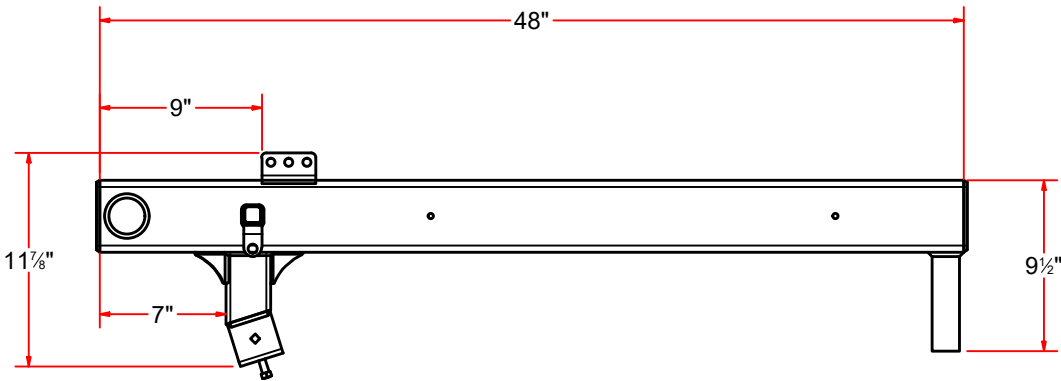


AVW EQUIPMENT CO., INC.  
105 S. 9TH AVENUE  
MAYWOOD, IL 60153  
Tel: 708-343-7738 Fax: 708-343-9065  
WWW.AVWEQUIPMENT.COM

- COMPANY PROPRIETARY NOTE -  
THIS DRAWING AND ITS DESIGNS ARE PROPERTY OF AVW EQUIPMENT CO. &  
IT IS NOT TO BE USED OR REPRODUCED WITHOUT THE PERMISSION FROM AVW CO.

DRAWN BY	Jibin	CUSTOMER: AVW EQUIPMENT CO.	
CHECKED BY		PROJECT: OT2-WA1 Octa² Wrap Around	
QTY		DESCRIPTION: WRAP STRAIGHT ARM - HYDRAULIC LINES (34 LG)	
RELEASE DATE	6/30/2022	PART NUMBER: WA1LHTA-DS	REV# 1
DIMENSION ARE IN INCHES & PROVIDED PRIOR TO SURFACE TREATMENTS, UNLESS NOTED.		SIZE A	EST WEIGHT: SHEET 22 of 54

WA1DA - WRAP ARM WELDMENT 48" [H DRIVER]



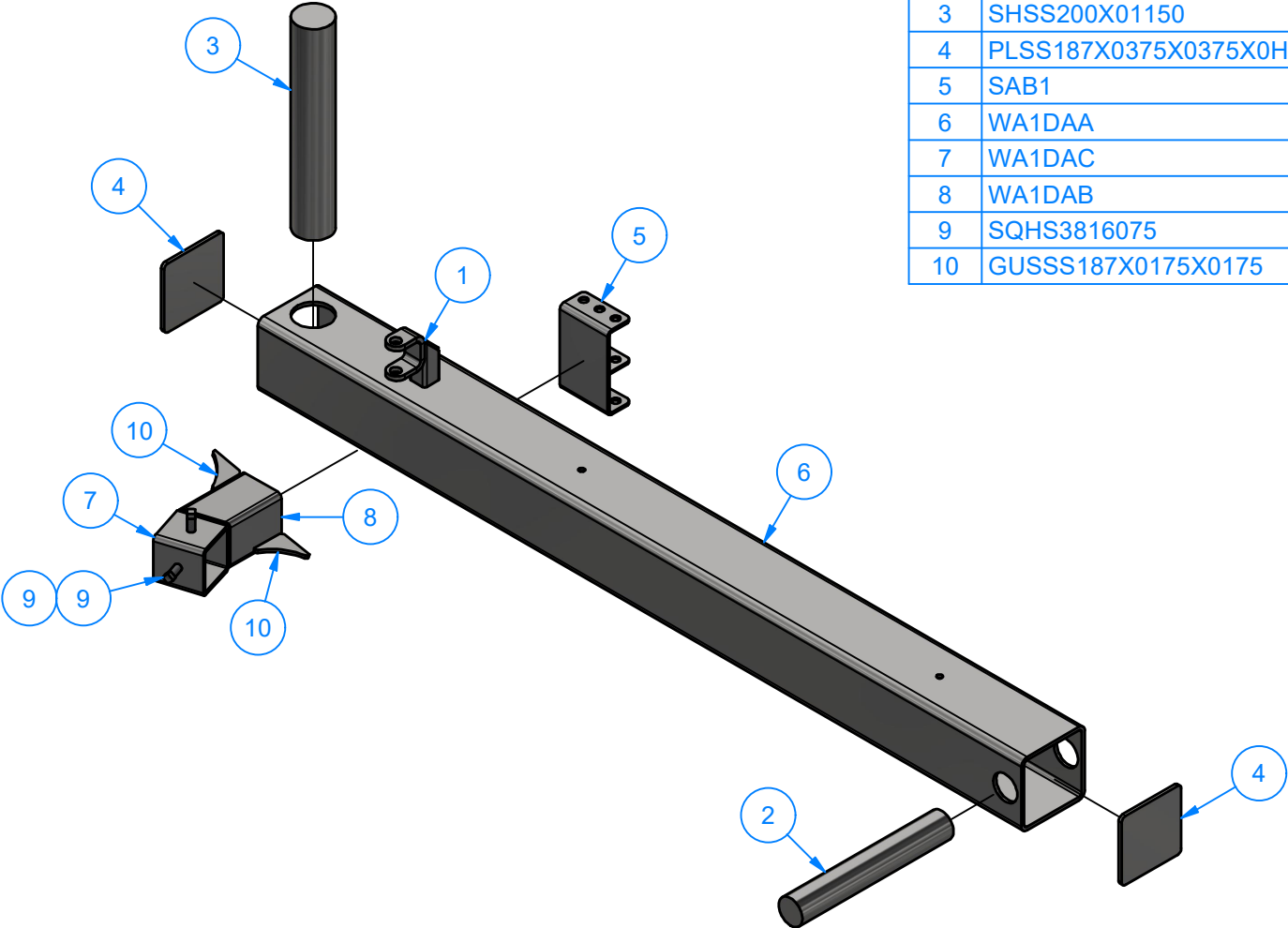
AVW EQUIPMENT CO., INC.  
105 S. 9TH AVENUE  
MAYWOOD, IL 60153  
Tel: 708-343-7738 Fax: 708-343-9065  
WWW.AVWEQUIPMENT.COM

**- COMPANY PROPRIETARY NOTE -**  
THIS DRAWING AND ITS DESIGNS ARE PROPERTY OF AVW EQUIPMENT CO. &  
IT IS NOT TO BE USED OR REPRODUCED WITHOUT THE PERMISSION FROM AVW CO.

DRAWN BY	Jibin	CUSTOMER: AVW EQUIPMENT CO.	
CHECKED BY		PROJECT: OT2-WA1 Octa <sup>2</sup> Wrap Around	
QTY		DESCRIPTION: WRAP ARM WELDMENT 48" [H DRIVER]	
RELEASE DATE	6/30/2022	PART NUMBER: WA1DA	REV# 1
DIMENSION ARE IN INCHES & PROVIDED PRIOR TO SURFACE TREATMENTS, UNLESS NOTED.		SIZE A	EST WEIGHT:
PATH:L:\Libraries\Productivity\Assembly Arms\Wrap Arms\Wrap Arm [Hydraulic]\WA1D - Wrap Arm Assembly 48 in [H Driver]\Parts\WA1DA - Wrap Arm Weldment 48 in [H Driver]\WA1DA.iam		SHEET 23 of 54	

WA1DA - WRAP ARM WELDMENT 48" [H DRIVER]

Parts List			
ITEM	PART NUMBER	QTY	DESCRIPTION
1	WA1DAF	1	1/2" Clevis Assembly
2	SHSS150X00950	1	Round Shaft 1 1/2" x 9 1/2"L
3	SHSS200X01150	1	Round Shaft 2" x 11 1/2"L
4	PLSS187X0375X0375X0H	2	Plate #3/16"x 3 3/4"x 3 3/4"
5	SAB1	1	Dual Shock Absorber Bracket
6	WA1DAA	1	Sq. Tube #7Gax 4"x 76" LG
7	WA1DAC	1	Sq.Tubing [7 Ga.] 2-1/2" x 2 1/2" LG.
8	WA1DAB	1	Sq.Tubing [7 Ga.] 2-1/2" x 4" LG.
9	SQHS3816075	2	Square Bolt - 3/8"-16 x 3/4" L
10	GUSSS187X0175X0175	2	Gusset #7Ga x 1 3/4 x 1 3/4

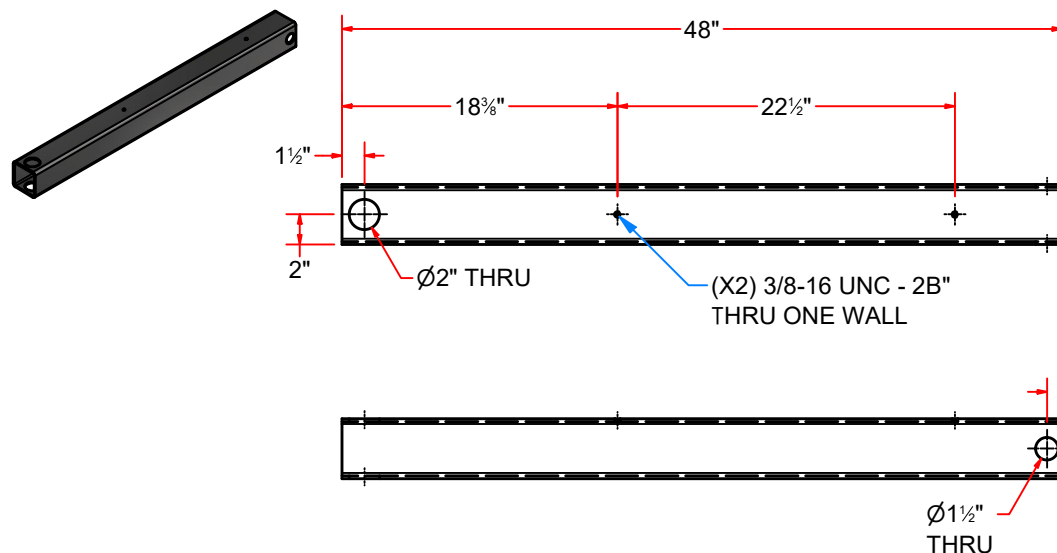


AVW EQUIPMENT CO., INC.  
105 S. 9TH AVENUE  
MAYWOOD, IL 60153  
Tel: 708-343-7738 Fax: 708-343-9065  
WWW.AVWEQUIPMENT.COM

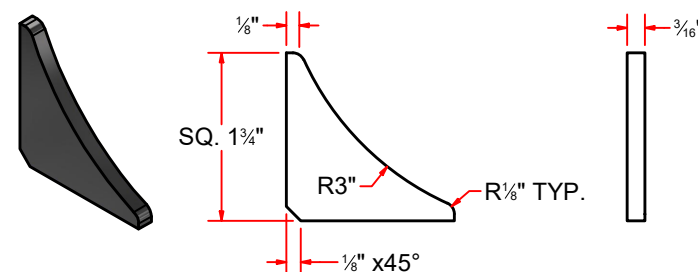
- COMPANY PROPRIETARY NOTE -  
THIS DRAWING AND ITS DESIGNS ARE PROPERTY OF AVW EQUIPMENT CO. &  
IT IS NOT TO BE USED OR REPRODUCED WITHOUT THE PERMISSION FROM AVW CO.

DRAWN BY	Jibin	CUSTOMER: AVW EQUIPMENT CO.	
CHECKED BY		PROJECT: OT2-WA1 Octa <sup>2</sup> Wrap Around	
QTY		DESCRIPTION: WRAP ARM WELDMENT 48" [H DRIVER]	
RELEASE DATE	6/30/2022	PART NUMBER: WA1DA	REV# 1
DIMENSION ARE IN INCHES & PROVIDED PRIOR TO SURFACE TREATMENTS, UNLESS NOTED.		SIZE A	EST WEIGHT:
PATH:L:\Libraries\Productivity\Assembly Arms\Wrap Arms\Wrap Arm [Hydraulic]\WA1D - Wrap Arm Assembly 48 in [H Driver]\Parts\WA1DA - Wrap Arm Weldment 48 in [H Driver]\WA1DA.iam		SHEET 24 of 54	

# **WA1DAA - Sq. Tube #7Gax 4"x 76" LG**

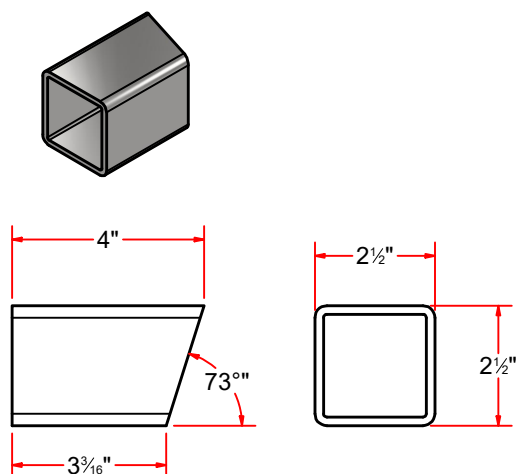


# **GUSSS187X0175X0175 - Gusset #7Ga x 1 3/4 x 1 3/4**

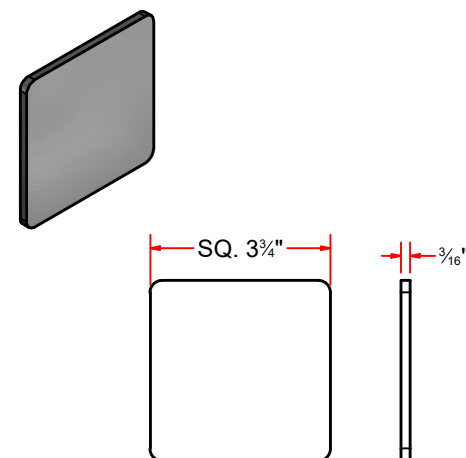
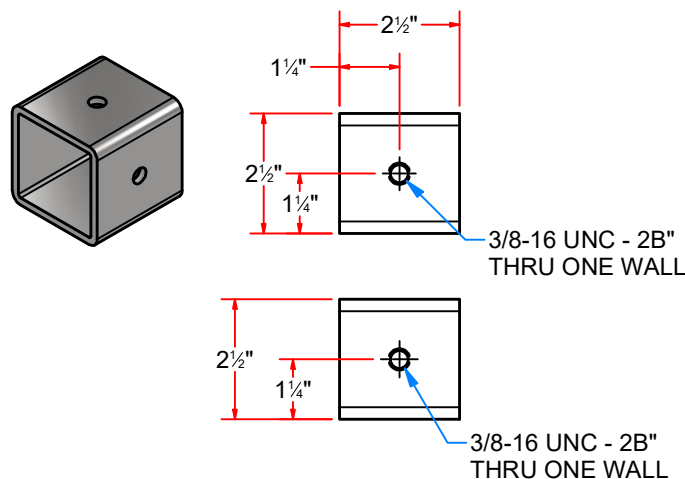


# **WA1DAB - Sq. Tubing [7 Ga.] 2-1/2" x 4" LG.**

# **PLSS187X0375X0375X0H - Plate #3/16"x 3 3/4"x 3 3/4"**



# **WA1DAC - Sq. Tubing [7 Ga.] 2-1/2" x 2 1/2" LG.**



AVW EQUIPMENT CO., INC.  
105 S. 9TH AVENUE  
MAYWOOD, IL 60153  
Tel: 708-343-7738 Fax: 708-343-9065  
WWW.AVWEQUIPMENT.COM

## **- COMPANY PROPRIETARY NOTE -**

THIS DRAWING AND ITS DESIGNS ARE PROPERTY OF AVW EQUIPMENT CO. & IT IS NOT TO BE USED OR REPRODUCED WITHOUT THE PERMISSION FROM AVW CO.

DRAWN BY

Jibin

CUSTOMER: AVW EQUIPMENT CO.

CHECKED BY

PROJECT: OT2-WA1 Octa² Wrap Around

QTY

DESCRIPTION: Sq. Tube #7Gax 4"x 76" LG

RELEASE DATE

6/30/2022

PART NUMBER: WA1DAA

REV# 1

DIMENSION ARE IN INCHES & PROVIDED PRIOR TO SURFACE TREATMENTS, UNLESS NOTED.

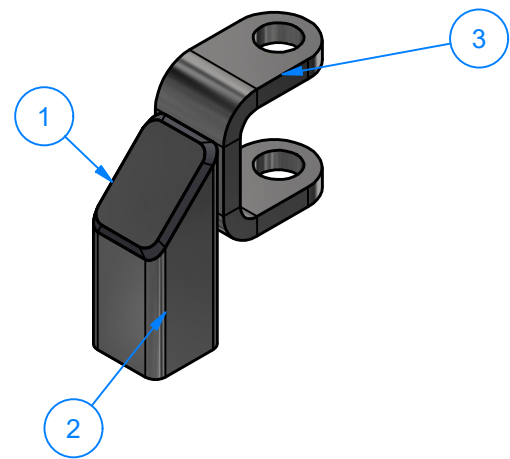
SIZE A

EST WEIGHT:

SHEET 25 of 54

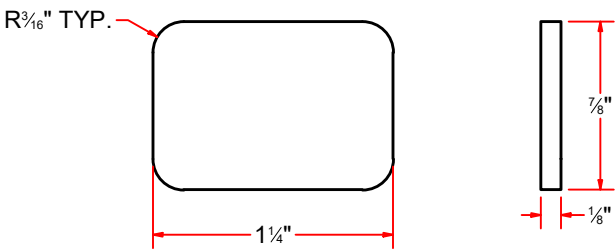



WA1DAF - 1/2" Clevis Assembly

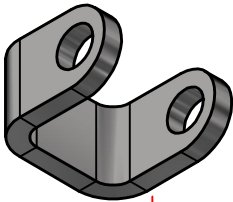


Parts List			
ITEM	PART NUMBER	QTY	DESCRIPTION
1	PLSS105X0088X0125X0H	1	Steel Plate #12Gax7/8"x1 1/4"
2	WA1DAFA	1	Sq. Tubing #11Gax 1" x 2 1/2" LG.
3	WA1DAFB	1	Air Cylinder Mounting Plate #1/4" x 1" x4 1/2"

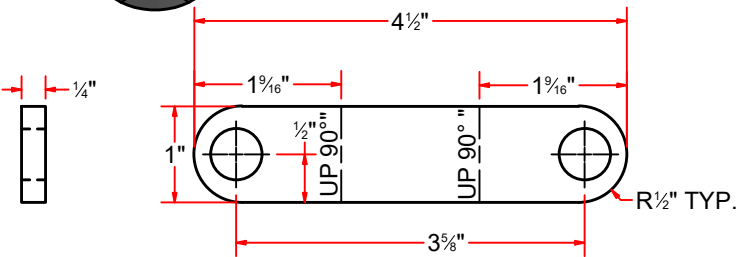
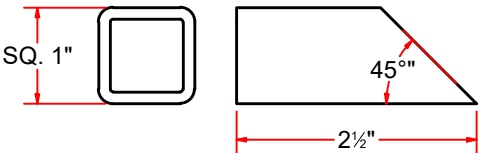
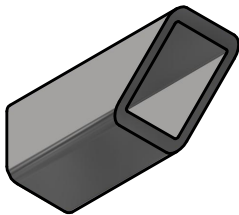
PLSS105X0088X0125X0H - Steel Plate #12Gax7/8"x1 1/4"



WA1DAFB - Air Cylinder Mounting Plate #1/4" x 1" x4 1/2"



WA1DAFA - Sq. Tubing #11Gax 1" x 2 1/2" LG.

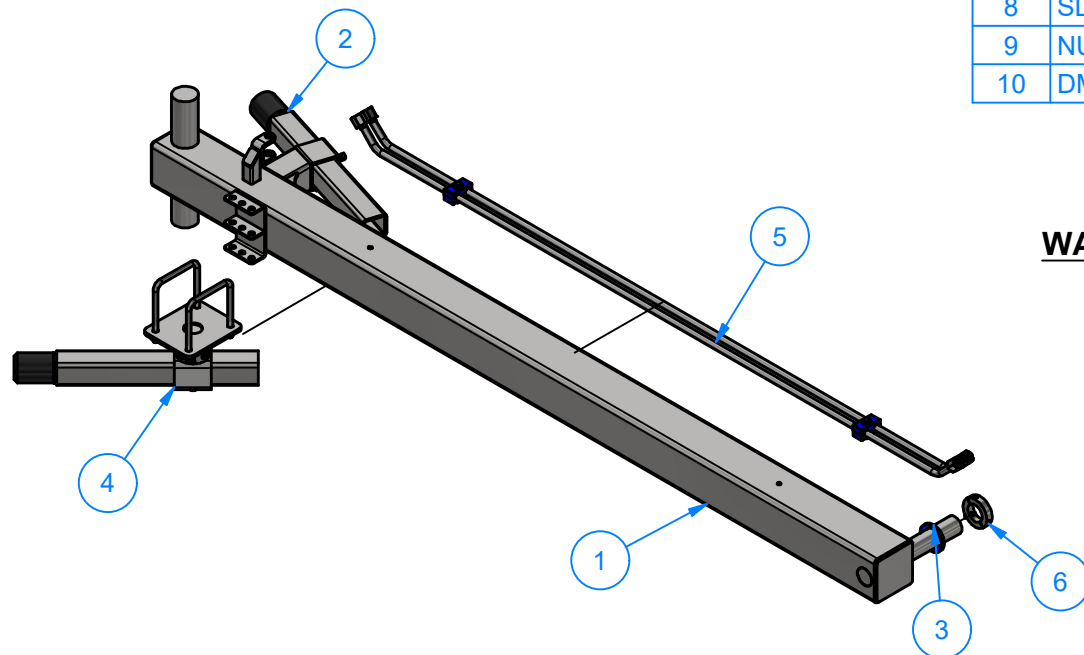


AVW EQUIPMENT CO., INC.  
105 S. 9TH AVENUE  
MAYWOOD, IL 60153  
Tel: 708-343-7738 Fax: 708-343-9065  
WWW.AVWEQUIPMENT.COM

- COMPANY PROPRIETARY NOTE -  
THIS DRAWING AND ITS DESIGNS ARE PROPERTY OF AVW EQUIPMENT CO. &  
IT IS NOT TO BE USED OR REPRODUCED WITHOUT THE PERMISSION FROM AVW CO.

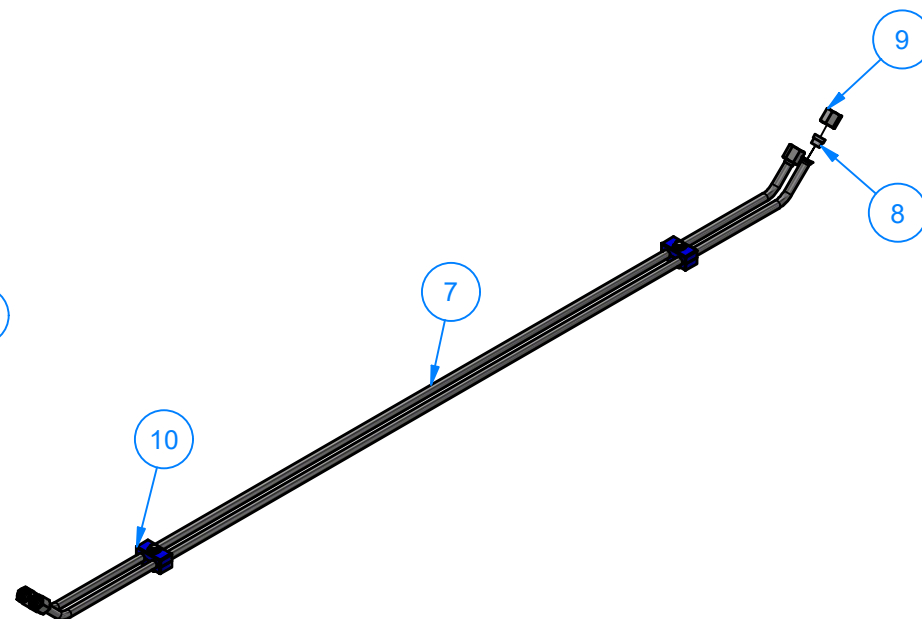
DRAWN BY	Jibin	CUSTOMER: AVW EQUIPMENT CO.	
CHECKED BY		PROJECT: OT2-WA1 Octa² Wrap Around	
QTY		DESCRIPTION: 1/2" Clevis Assembly	
RELEASE DATE	6/30/2022	PART NUMBER: WA1DAF	REV# 1
DIMENSION ARE IN INCHES & PROVIDED PRIOR TO SURFACE TREATMENTS, UNLESS NOTED.		SIZE A	EST WEIGHT: SHEET 26 of 54

## WA1E - Wrap Arm Assy (Passenger Side)



Parts List			
ITEM	PART NUMBER	QTY	DESCRIPTION
7	ROTSS20GX050X06400	2	Hydraulic Tube 1/2" O.D. x W.035" x 64" LG.
8	SLVSTL050JIC	4	Sleeve 1/2" - 37 Deg Flared
9	NUTSTL050JIC	4	1/2"-16x 37° Flared Nut
10	DMP12	2	1/2" Hydraulic Line Clamp UHMW Assy

## WA1LHTA-PS - WRAP ARM - 76" LG Hydraulic Line Assembly



Parts List			
ITEM	PART NUMBER	QTY	DESCRIPTION
1	WA1EA	1	WRAP ARM WELDMENT 76" [H PASSENGER]
2	WA1DB	1	Rubber Bumper Stop Assembly
3	WA1DBB-S	1	Weld Cover UHMW shaft 2 5/16"ODx 1/4"LG
4	WA3DB-2639	1	Adjustable Z Wrap Bumper
5	WA1LHTA-PS	1	WRAP ARM - 76" LG Hydraulic Line Assembly
6	WA150SCC	1	1 1/2" ID Split Collar



AVW EQUIPMENT CO., INC.  
105 S. 9TH AVENUE  
MAYWOOD, IL 60153  
Tel: 708-343-7738 Fax: 708-343-9065  
WWW.AVWEQUIPMENT.COM

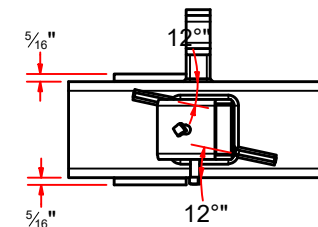
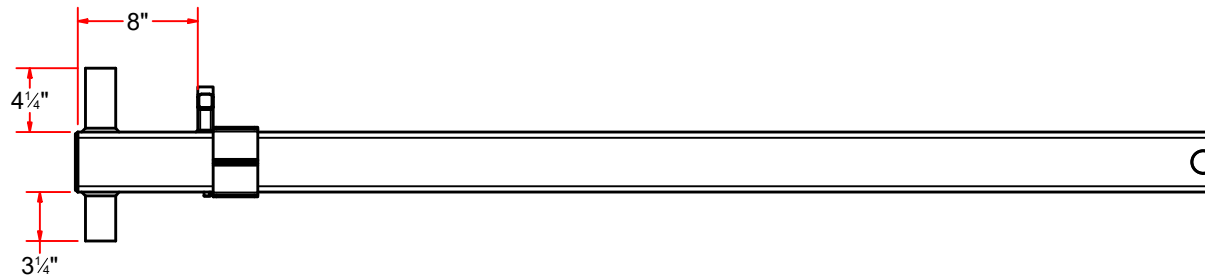
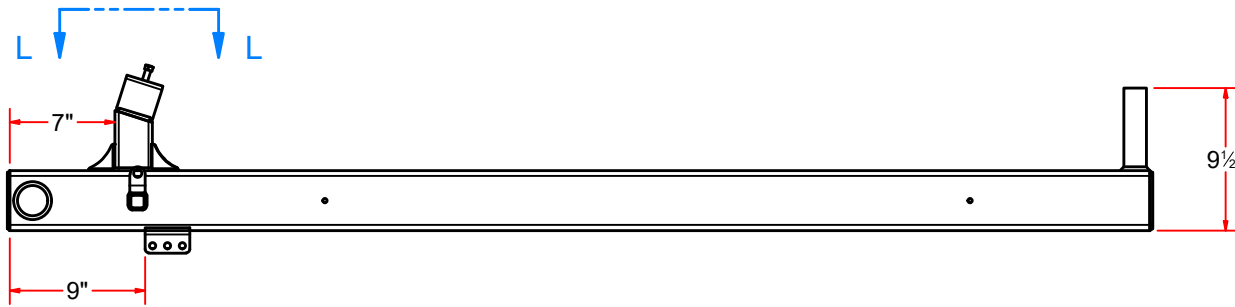
### - COMPANY PROPRIETARY NOTE -

THIS DRAWING AND ITS DESIGNS ARE PROPERTY OF AVW EQUIPMENT CO. & IT IS NOT TO BE USED OR REPRODUCED WITHOUT THE PERMISSION FROM AVW CO.

DRAWN BY	Jibin	CUSTOMER: AVW EQUIPMENT CO.	
CHECKED BY		PROJECT: OT2-WA1 Octa² Wrap Around	
QTY		DESCRIPTION: WRAP ARM - 76" LG Hydraulic Line Assembly	
RELEASE DATE	6/30/2022	PART NUMBER: WA1LHTA-PS	REV# 1
DIMENSION ARE IN INCHES & PROVIDED PRIOR TO SURFACE TREATMENTS, UNLESS NOTED.		SIZE A	EST WEIGHT: SHEET 27 of 54

PATH:L:\Libraries\Productivity\Hydraulic Lines\Wrap Straight Arm - Hydraulic Lines\Wrap Straight Arm - Hydraulic Lines (76 LG).iam

A diagram of a long, dark grey metal beam. At the top left end, there is a bracket assembly consisting of a vertical post, a horizontal plate, and a small rectangular block. A red dimension line with arrows at both ends is positioned vertically to the left of the beam, indicating a height of  $9\frac{1}{2}"$ .



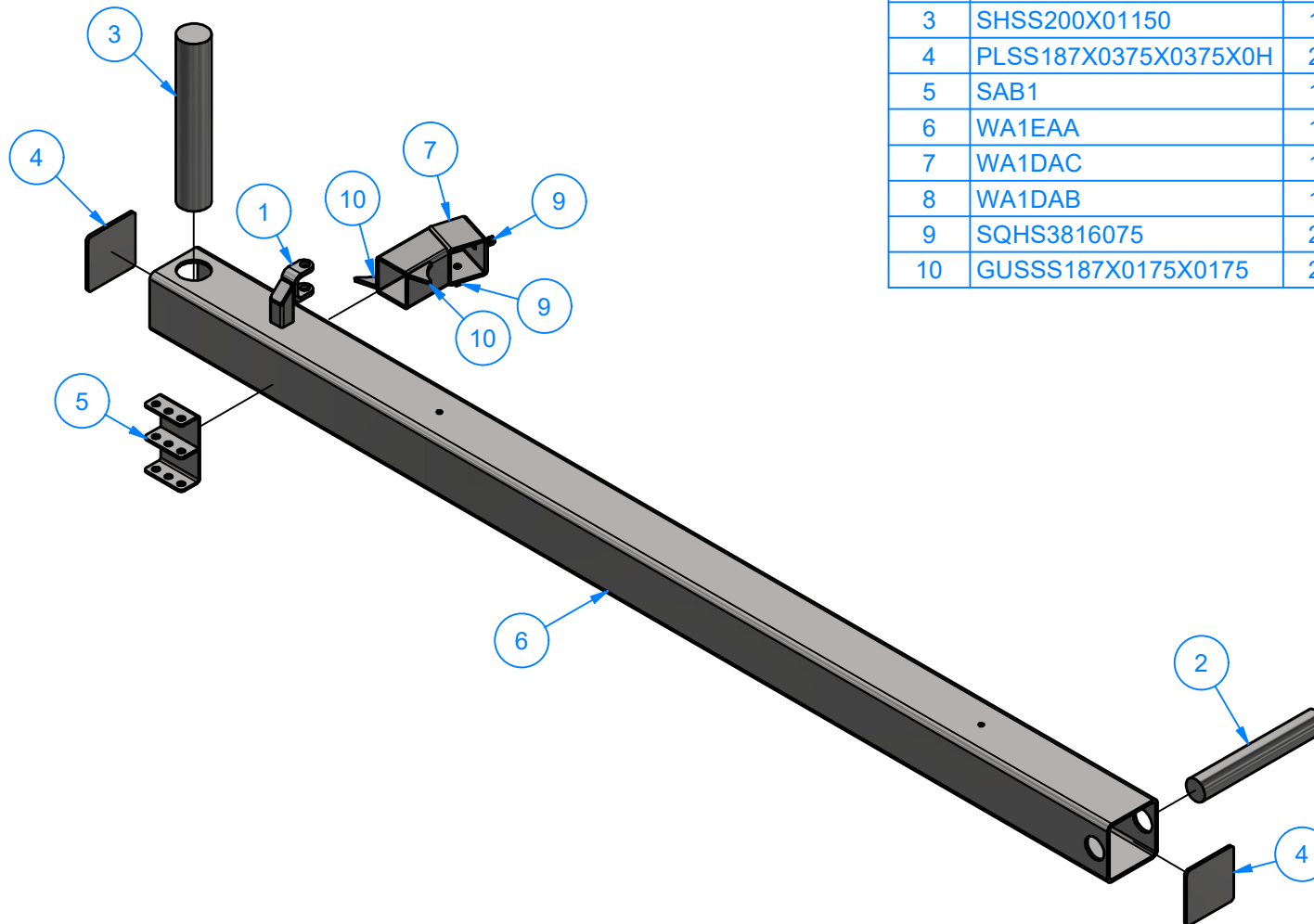
DRAWN BY	Jibin	CUSTOMER: AVW EQUIPMENT CO.	
CHECKED BY		PROJECT: OT2-WA1 Octa² Wrap Around	
QTY		DESCRIPTION: WRAP ARM WELDMENT 76" [H PASSENGER]	
RELEASE DATE	6/30/2022	PART NUMBER: WA1EA	REV# 1

RELEASE DATE	6/30/2022	PART NUMBER: WA1EA	REV# 1
-----------------	-----------	--------------------	--------

DIMENSION ARE IN INCHES & PROVIDED PRIOR TO SURFACE TREATMENTS, UNLESS NOTED.	SIZE <b>A</b>	EST WEIGHT:	SHEET 28 of 54
---	------------------	-------------	----------------

PATH:L:\Libraries\Productivity\Assembly Arms\Wrap Arms\Wrap Arm (Hydraulic)\WA1E - Wrap Arm Assembly 76 in [H Passenger]\Parts\WA1EA - Wrap Arm Weldment [Passenger Side 76]\WA1EA.iam

# WA1EA - WRAP ARM WELDMENT 76" [H PASSENGER]



Parts List

ITEM	PART NUMBER	QTY	DESCRIPTION
1	WA1DAF	1	1/2" Clevis Assembly
2	SHSS150X00950	1	Round Shaft 1 1/2" x 9 1/2"L
3	SHSS200X01150	1	Round Shaft 2" x 11 1/2"L
4	PLSS187X0375X0375X0H	2	Plate #3/16"x 3 3/4"x 3 3/4"
5	SAB1	1	Dual Shock Absorber Bracket
6	WA1EAA	1	Sq. Tube #7Ga x 4" x 76" LG
7	WA1DAC	1	Sq. Tubing [7 Ga.] 2-1/2" x 2 1/2" LG.
8	WA1DAB	1	Sq. Tubing [7 Ga.] 2-1/2" x 4" LG.
9	SQHS3816075	2	Square Bolt - 3/8"-16 x 3/4" L
10	GUSSS187X0175X0175	2	Gusset #7Ga x 1 3/4 x 1 3/4



AVW EQUIPMENT CO., INC.  
105 S. 9TH AVENUE  
MAYWOOD, IL 60153  
Tel: 708-343-7738 Fax: 708-343-9065  
WWW.AVWEQUIPMENT.COM

## - COMPANY PROPRIETARY NOTE -

THIS DRAWING AND ITS DESIGNS ARE PROPERTY OF AVW EQUIPMENT CO. & IT IS NOT TO BE USED OR REPRODUCED WITHOUT THE PERMISSION FROM AVW CO.

DRAWN BY

Jibin

CUSTOMER: AVW EQUIPMENT CO.

CHECKED BY

PROJECT: OT2-WA1 Octa² Wrap Around

QTY

DESCRIPTION: WRAP ARM WELDMENT 76" [H PASSENGER]

RELEASE DATE

6/30/2022

PART NUMBER: WA1EA

REV# 1

DIMENSION ARE IN INCHES & PROVIDED PRIOR TO SURFACE TREATMENTS, UNLESS NOTED.

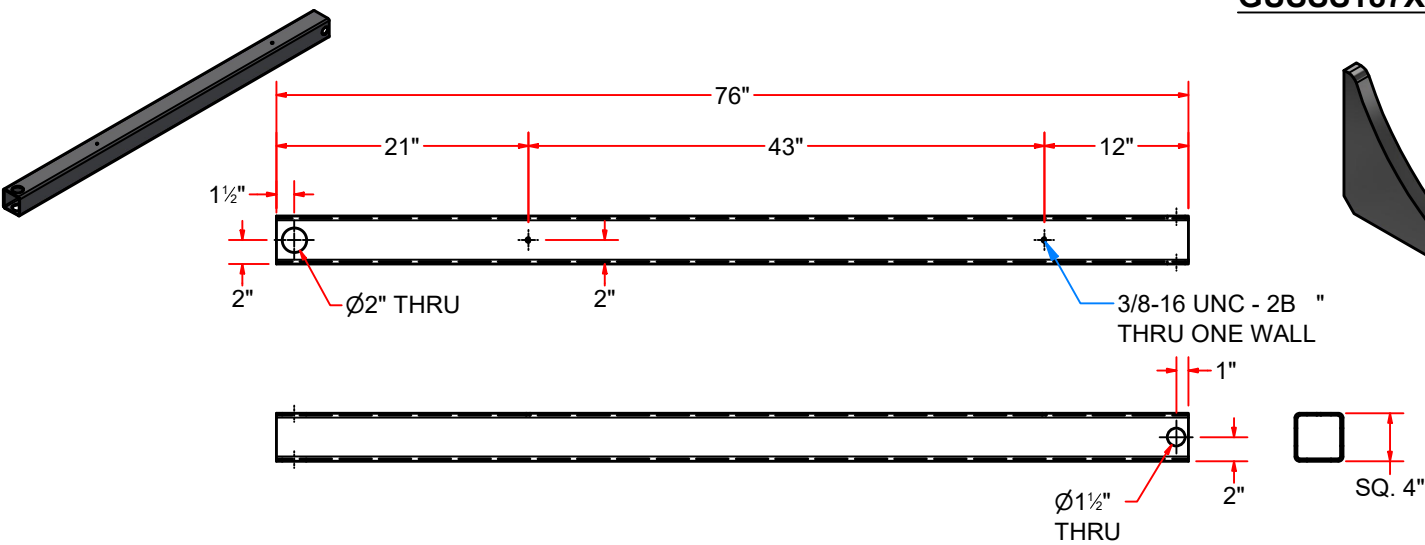
SIZE  
A

EST WEIGHT:

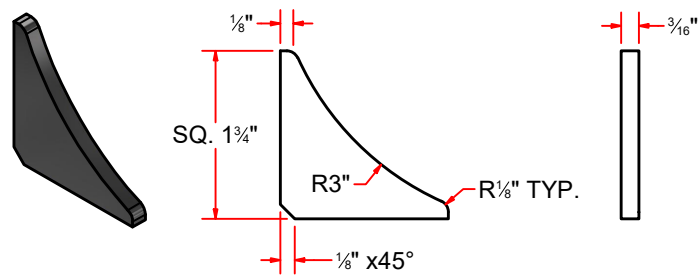
SHEET 29 of 54

PATH:L:\Libraries\Productivity\Assembly Arms\Wrap Arms\Wrap Arm [Hydraulic]\WA1E - Wrap Arm Assembly 76 in [H Passenger]\Parts\WA1EA - Wrap Arm Weldment [Passenger Side 76]\WA1EA.iam

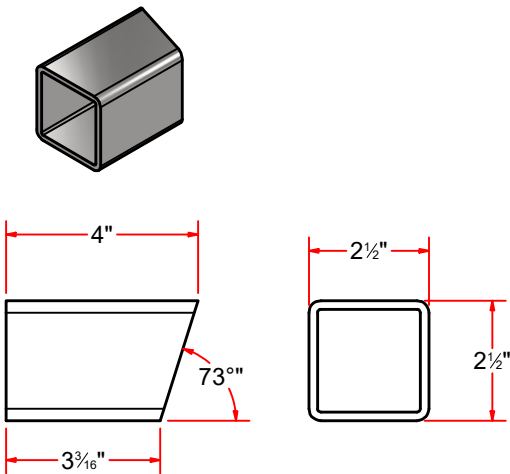
**WA1EAA** - Sq. Tube #7Gax 4" x 76" LG



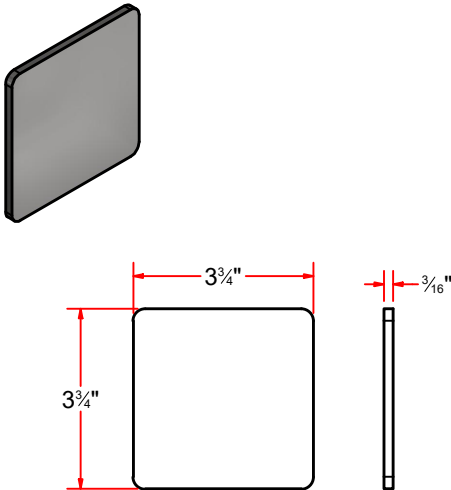
**GUSSS187X0175X0175** - Gusset #7Ga x 1 3/4 x 1 3/4



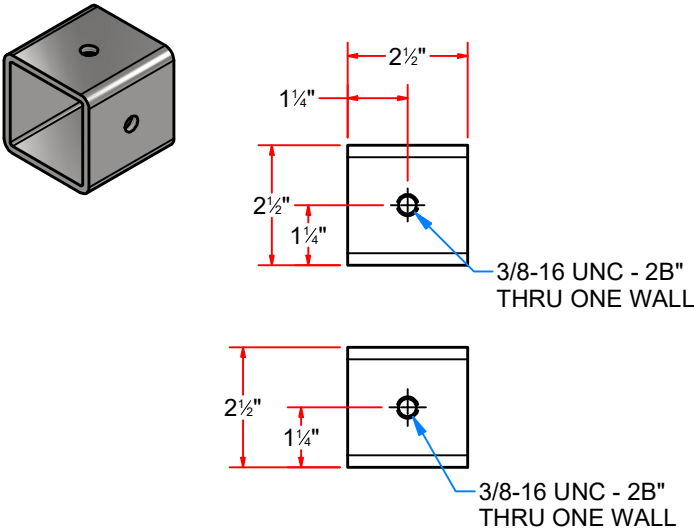
**WA1DAB** - Sq. Tubing [7 Ga.] 2-1/2" x 4" LG.



**PLSS187X0375X0375X0H** - Plate #3/16"x 3 3/4"x 3 3/4"



**WA1DAC** - Sq. Tubing [7 Ga.] 2-1/2" x 2 1/2" LG.

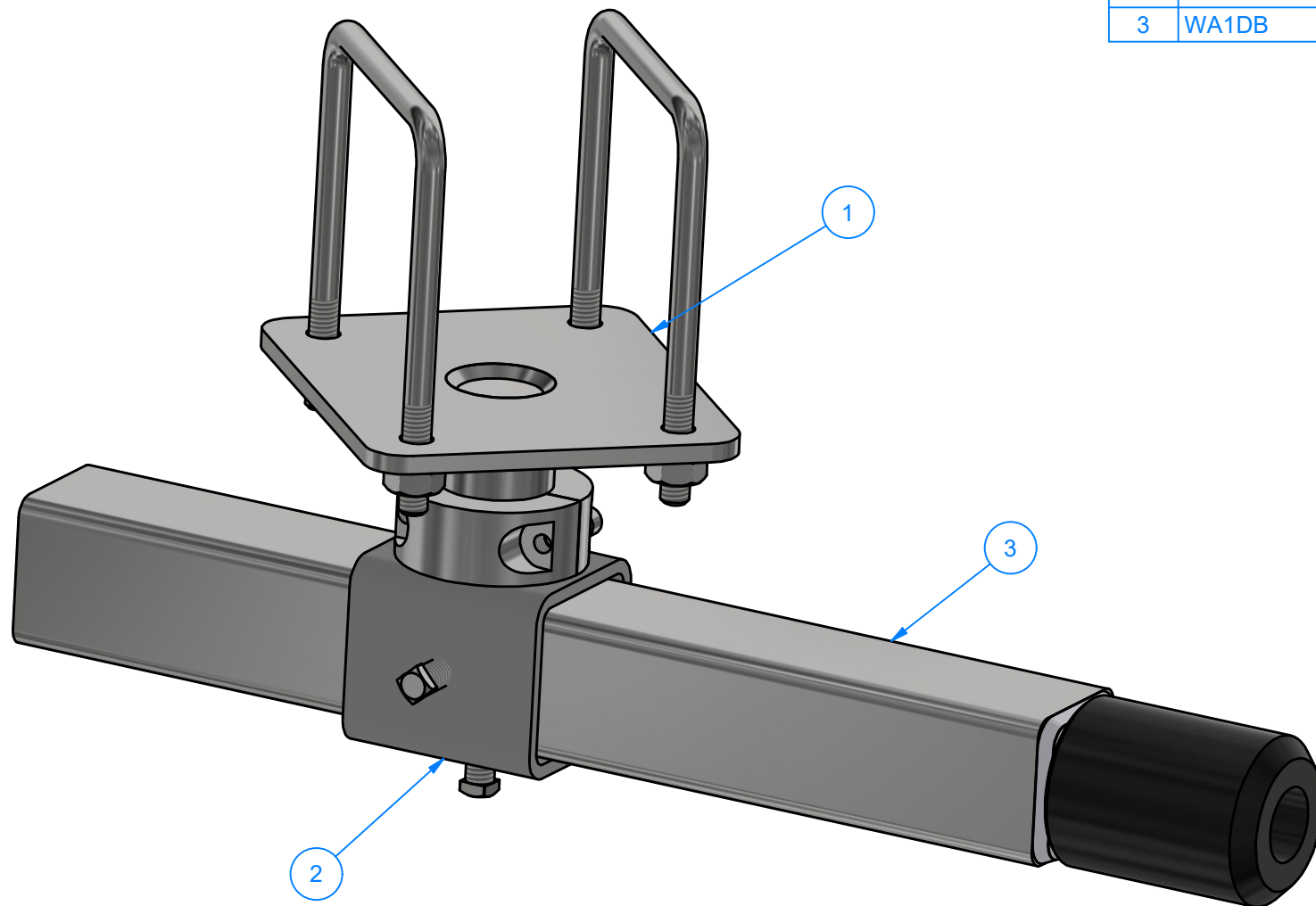


AVW EQUIPMENT CO., INC.  
105 S. 9TH AVENUE  
MAYWOOD, IL 60153  
Tel: 708-343-7738 Fax: 708-343-9065  
WWW.AVWEQUIPMENT.COM

**- COMPANY PROPRIETARY NOTE -**  
THIS DRAWING AND ITS DESIGNS ARE PROPERTY OF AVW EQUIPMENT CO. &  
IT IS NOT TO BE USED OR REPRODUCED WITHOUT THE PERMISSION FROM AVW CO.

DRAWN BY	Jibin	CUSTOMER: AVW EQUIPMENT CO.	
CHECKED BY		PROJECT: OT2-WA1 Octa <sup>2</sup> Wrap Around	
QTY		DESCRIPTION: Sq. Tube #7Gax 4" x 76" LG	
RELEASE DATE	6/30/2022	PART NUMBER: WA1EAA	REV# 1
DIMENSION ARE IN INCHES & PROVIDED PRIOR TO SURFACE TREATMENTS, UNLESS NOTED.		SIZE A	EST WEIGHT:
			SHEET 30 of 54

## **WA3DB-2639** - Adjustable Z Wrap Bumper



Parts List			
ITEM	PART NUMBER	QTY	DESCRIPTION
1	WA3DBA-2639	1	Adjustable Plate Assembly
2	WA3DBB-2639	1	Adjustable Sleeve Assembly
3	WA1DB	1	Rubber Bumper Stop Assembly



AVW EQUIPMENT CO., INC.  
105 S. 9TH AVENUE  
MAYWOOD, IL 60153  
Tel: 708-343-7738 Fax: 708-343-9065  
WWW.AVWEQUIPMENT.COM

### - COMPANY PROPRIETARY NOTE -

THIS DRAWING AND ITS DESIGNS ARE PROPERTY OF AVW EQUIPMENT CO. &  
IT IS NOT TO BE USED OR REPRODUCED WITHOUT THE PERMISSION FROM AVW CO.

DRAWN BY

Jibin

CUSTOMER: AVW EQUIPMENT CO.

CHECKED BY

PROJECT: OT2-WA1 Octa<sup>2</sup> Wrap Around

QTY

DESCRIPTION: Adjustable Z Wrap Bumper

RELEASE  
DATE

6/30/2022

PART NUMBER: WA3DB-2639

REV# 1

DIMENSION ARE IN INCHES & PROVIDED PRIOR  
TO SURFACE TREATMENTS, UNLESS NOTED.

SIZE  
**A**

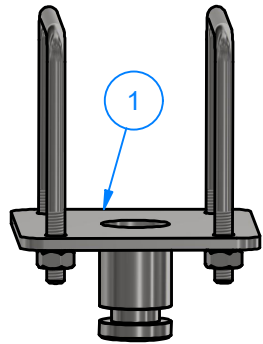
EST WEIGHT:

SHEET 31 of 54

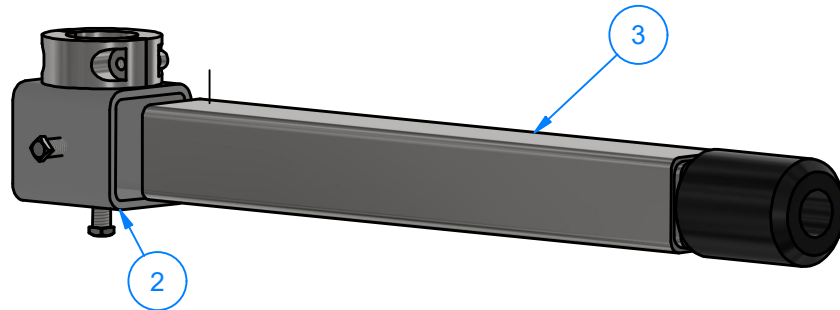
PATH:L:\Libraries\Productivity\Assembly Arms\Wrap Arms\Parts\WA3DB - Adjustable Lower Rubber Stop Arm\WA3DB-2639 - Adjustable Z Wrap Arm Bumper.iam

## WA3DB-2639 - Adjustable Z Wrap Bumper

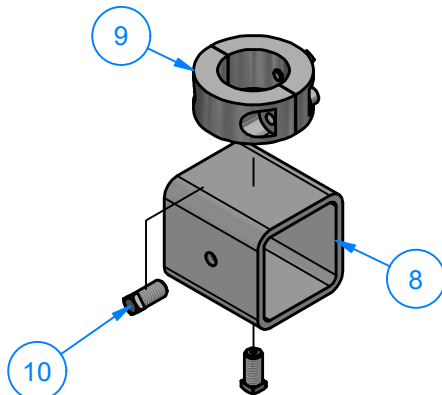
## WA3DBA-2639 - Adjustable Plate Assembly



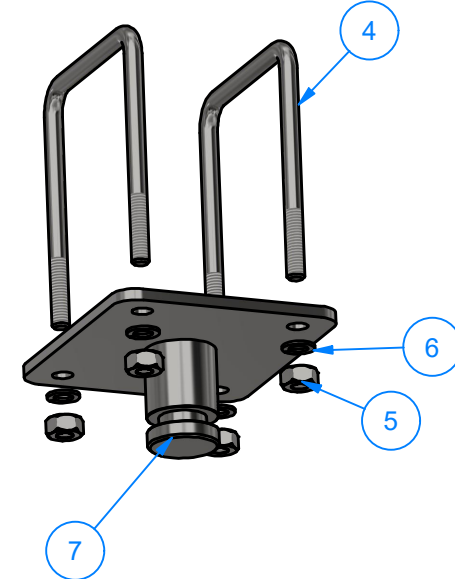
Parts List			
ITEM	PART NUMBER	QTY	DESCRIPTION
1	WA3DBA-2639	1	Adjustable Plate Assembly
2	WA3DBB-2639	1	Adjustable Sleeve Assembly
3	WA1DB	1	Rubber Bumper Stop Assembly




## WA3DBB-2639 - Adjustable Sleeve Assembly



Parts List			
ITEM	PART NUMBER	QTY	DESCRIPTION
8	WA3DBBA-2639	1	Sq.Tubing #7Gax 2 1/2" x 2 3/4" LG.
9	SCLRSS150X250X100	1	1 1/2" ID Split Collar
10	SQHS3816075	2	Square Head Screw 3/8"-16 x 3/4" LG SS



Parts List			
ITEM	PART NUMBER	QTY	DESCRIPTION
4	UB-SQ0375X1400	2	Square U Bolt D 3/8" x 4" x 5" LG
5	HN3816	4	3/8"-16 18-8ss Heavy Hex Nut
6	SLW38	4	3/8" Split Lock Washer
7	WA3DBAA-2639	1	Plate and Shaft Weld Assembly



AVW EQUIPMENT CO., INC.  
105 S. 9TH AVENUE  
MAYWOOD, IL 60153  
Tel: 708-343-7738 Fax: 708-343-9065  
WWW.AVWEQUIPMENT.COM

- COMPANY PROPRIETARY NOTE -  
THIS DRAWING AND ITS DESIGNS ARE PROPERTY OF AVW EQUIPMENT CO. &  
IT IS NOT TO BE USED OR REPRODUCED WITHOUT THE PERMISSION FROM AVW CO.

DRAWN BY

Jibin

CUSTOMER: AVW EQUIPMENT CO.

CHECKED BY

PROJECT: OT2-WA1 Octa<sup>2</sup> Wrap Around

QTY

DESCRIPTION: Adjustable Z Wrap Bumper

RELEASE DATE

6/30/2022

PART NUMBER: WA3DB-2639

REV# 1

DIMENSION ARE IN INCHES & PROVIDED PRIOR  
TO SURFACE TREATMENTS, UNLESS NOTED.

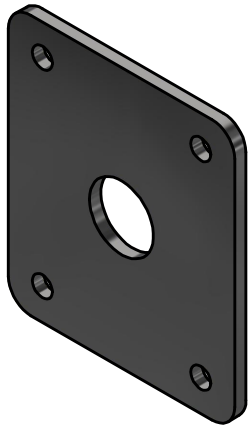
SIZE  
A

EST WEIGHT:

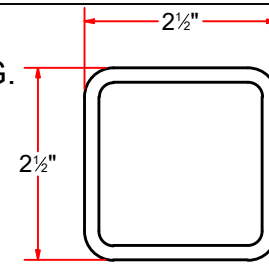
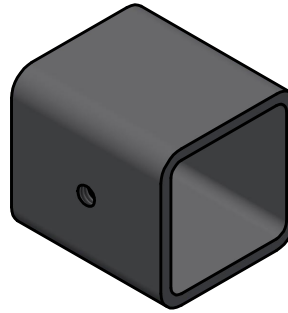
SHEET 32 of 54

PATH:L:\Libraries\Productivity\Assembly Arms\Wrap Arms\Parts\WA3DB - Adjustable Lower Rubber Stop Arm\WA3DB-2639 - Adjustable Z Wrap Arm Bumper.iam

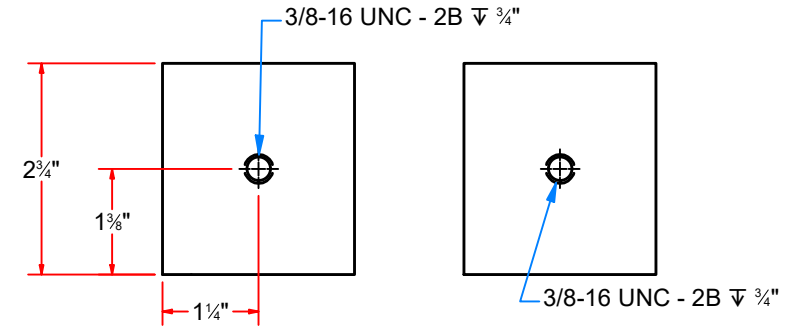
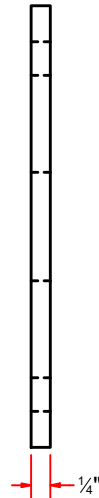
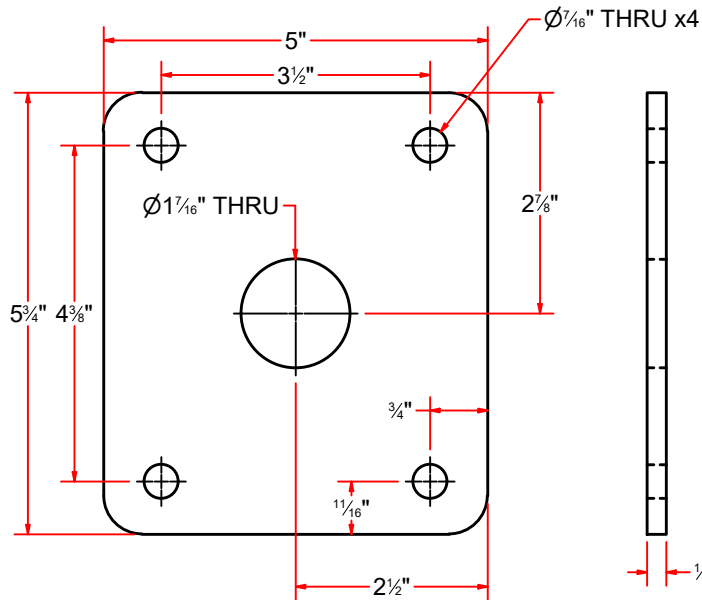




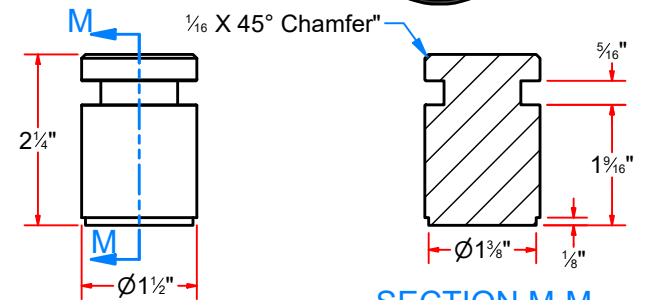
**WA3DBBA-2639** - Sq.Tubing #7Gax 2 1/2" x 2 3/4" LG.



**WA3DBAAA-2639** - Plate #1/4" x 5 3/4" x 5"



**WA3DBAAB-2639** - Pivot Shaft 1 1/2" ODx 2 1/4 LG.



**SECTION M-M**



AVW EQUIPMENT CO., INC.  
105 S. 9TH AVENUE  
MAYWOOD, IL 60153  
Tel: 708-343-7738 Fax: 708-343-9065  
WWW.AVWEQUIPMENT.COM

**- COMPANY PROPRIETARY NOTE -**

THIS DRAWING AND ITS DESIGNS ARE PROPERTY OF AVW EQUIPMENT CO. & IT IS NOT TO BE USED OR REPRODUCED WITHOUT THE PERMISSION FROM AVW CO.

DRAWN BY

Jibin

CUSTOMER: AVW EQUIPMENT CO.

CHECKED BY

PROJECT: OT2-WA1 Octa<sup>2</sup> Wrap Around

QTY

DESCRIPTION: Plate #1/4" x 5 3/4" x 5"

RELEASE DATE

6/30/2022

PART NUMBER: WA3DBAAA-2639

REV# 1

DIMENSION ARE IN INCHES & PROVIDED PRIOR TO SURFACE TREATMENTS, UNLESS NOTED.

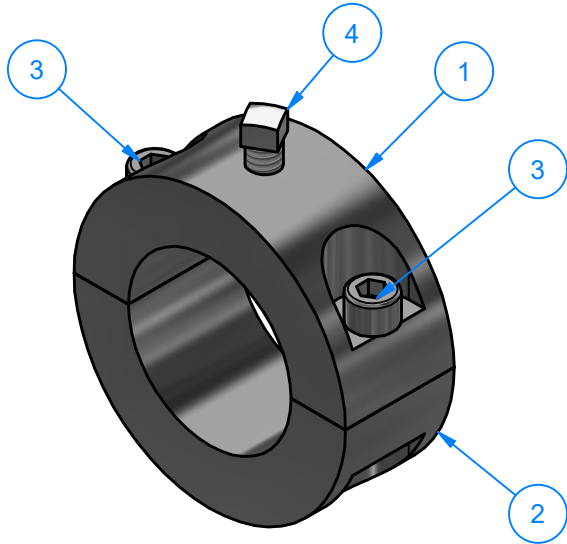
SIZE  
**A**

EST WEIGHT:

SHEET 33 of 54

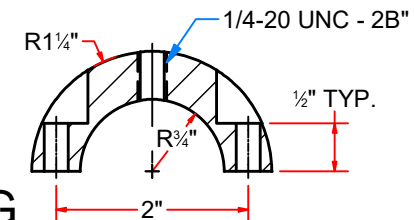
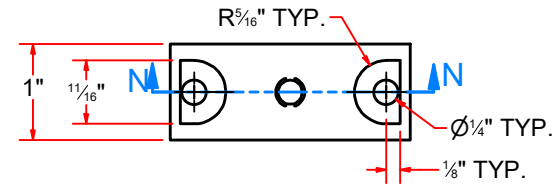
PATH:L:\Libraries\AVW Components\Plates\Wrap Around Rubber Bump Stop Arm Plate #1\_4in x 5-3\_4in x 5in (with hole).ipt

# SCLRSS150X250X100 - 1 1/2" ID Split Collar



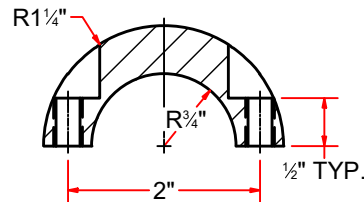
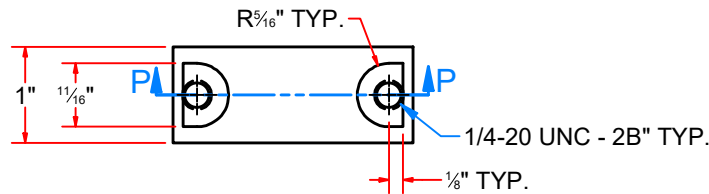
Parts List			
ITEM	PART NUMBER	QTY	DESCRIPTION
1	SCLRSS150X250X100-A	1	SS Shaft 2 1/2"ODx 1 1/2"IDx 1"LG.
2	SCLRSS150X250X100-B	1	SS Shaft 2 1/2"ODx 1 1/2"IDx 1"LG.
3	SHCS1420075	2	1/4"-20 x 3/4" L SS Socket Head Cap Screw
4	SQHS1420075	1	Square Bolt 1/4"-20 x 3/4"

## SCLRSS150X250X100-A - SS Shaft 2 1/2"ODx 1 1/2"IDx 1"LG.



SECTION N-N  
SCALE 1 / 2

## SCLRSS150X250X100-B - SS Shaft 2 1/2"ODx 1 1/2"IDx 1"LG.



SECTION P-P  
SCALE 1 / 2



AVW EQUIPMENT CO., INC.  
105 S. 9TH AVENUE  
MAYWOOD, IL 60153  
Tel: 708-343-7738 Fax: 708-343-9065  
WWW.AVWEQUIPMENT.COM

### - COMPANY PROPRIETARY NOTE -

THIS DRAWING AND ITS DESIGNS ARE PROPERTY OF AVW EQUIPMENT CO. & IT IS NOT TO BE USED OR REPRODUCED WITHOUT THE PERMISSION FROM AVW CO.

DRAWN BY

Jibin

CUSTOMER: AVW EQUIPMENT CO.

CHECKED BY

PROJECT: OT2-WA1 Octa<sup>2</sup> Wrap Around

QTY

DESCRIPTION: SS Shaft 2 1/2"ODx 1 1/2"IDx 1"LG.

RELEASE DATE

6/30/2022

PART NUMBER: SCLRSS150X250X100-A

REV# 1

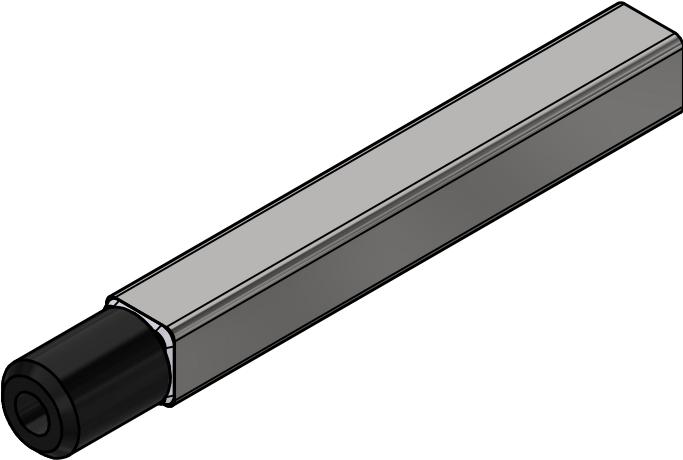
DIMENSION ARE IN INCHES & PROVIDED PRIOR TO SURFACE TREATMENTS, UNLESS NOTED.

SIZE A

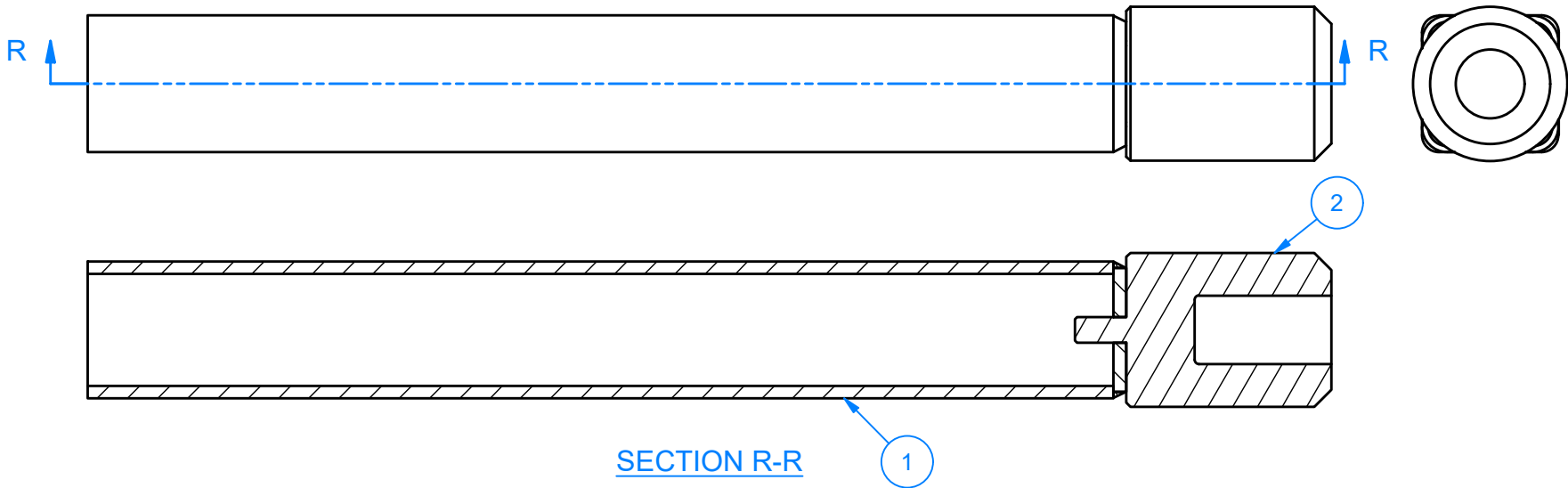
EST WEIGHT:

SHEET 34 of 54

WA1DB - Rubber Bumper Stop Assembly



Parts List			
ITEM	PART NUMBER	QTY	DESCRIPTION
1	WA1DBA	1	Bumber Stop Arm Weld Assy
2	WA1DBB-0521	1	Rubber Bumper,3" Long



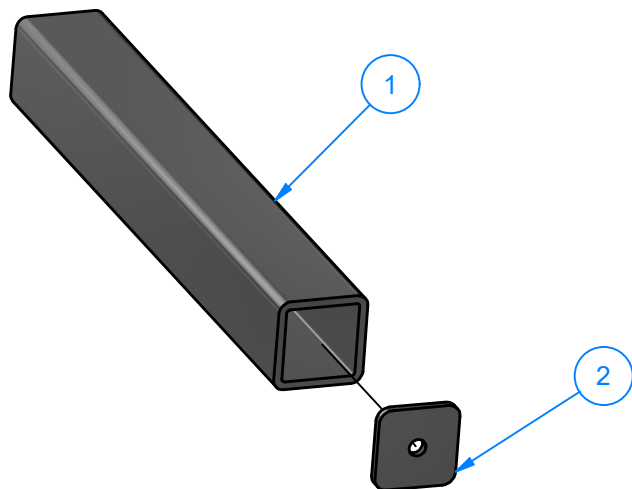
AVW EQUIPMENT CO., INC.  
105 S. 9TH AVENUE  
MAYWOOD, IL 60153  
Tel: 708-343-7738 Fax: 708-343-9065  
WWW.AVWEQUIPMENT.COM

- COMPANY PROPRIETARY NOTE -  
THIS DRAWING AND ITS DESIGNS ARE PROPERTY OF AVW EQUIPMENT CO. &  
IT IS NOT TO BE USED OR REPRODUCED WITHOUT THE PERMISSION FROM AVW CO.

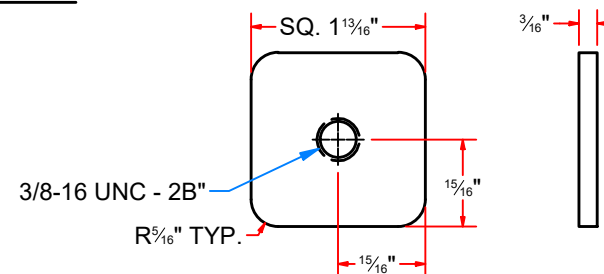
DRAWN BY	Jibin	CUSTOMER: AVW EQUIPMENT CO.	
CHECKED BY		PROJECT: OT2-WA1 Octa² Wrap Around	
QTY		DESCRIPTION: Rubber Bumper Stop Assembly	
RELEASE DATE	6/30/2022	PART NUMBER: WA1DB	REV# 1
DIMENSION ARE IN INCHES & PROVIDED PRIOR TO SURFACE TREATMENTS, UNLESS NOTED.		SIZE A	EST WEIGHT:
			SHEET 35 of 54

## WA1DBA - Bumber Stop Arm Weld Assy

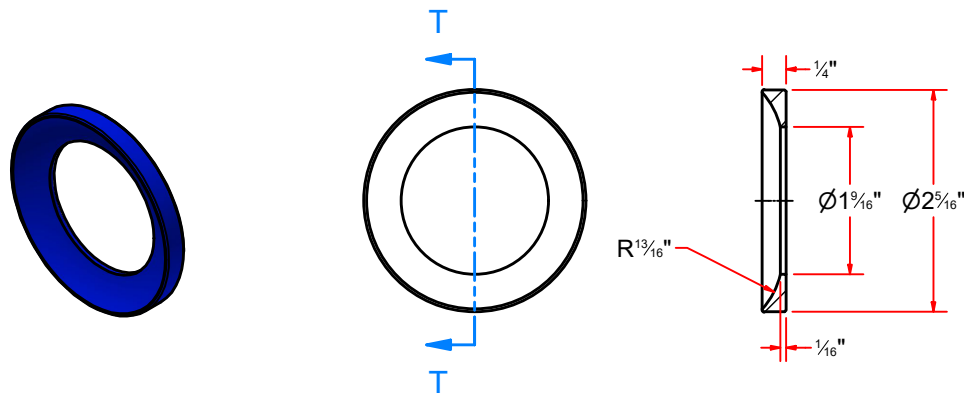
Parts List			
ITEM	PART NUMBER	QTY	DESCRIPTION
1	SQTSS07GX200X01500	1	Sq. Tube #7Gax 2" x 15"L
2	PLSS187X0200X1500X1H	1	Plate #3/16" x 1-7/8" x 1-7/8"



## PLSS187X0200X1500X1H - Plate #3/16" x 1-7/8" x 1-7/8"



## WA1DBB-S - Weld Cover UHMW shaft 2 5/16"ODx 1/4"LG



SECTION T-T  
SCALE 1 / 2



AVW EQUIPMENT CO., INC.  
105 S. 9TH AVENUE  
MAYWOOD, IL 60153  
Tel: 708-343-7738 Fax: 708-343-9065  
WWW.AVWEQUIPMENT.COM

### - COMPANY PROPRIETARY NOTE -

THIS DRAWING AND ITS DESIGNS ARE PROPERTY OF AVW EQUIPMENT CO. & IT IS NOT TO BE USED OR REPRODUCED WITHOUT THE PERMISSION FROM AVW CO.

DRAWN BY

Jibin

CUSTOMER: AVW EQUIPMENT CO.

CHECKED BY

PROJECT: OT2-WA1 Octa<sup>2</sup> Wrap Around

QTY

DESCRIPTION: Plate #3/16" x 1-7/8" x 1-7/8"

RELEASE DATE

6/30/2022

PART NUMBER: PLSS187X0200X1500X1H

REV# 1

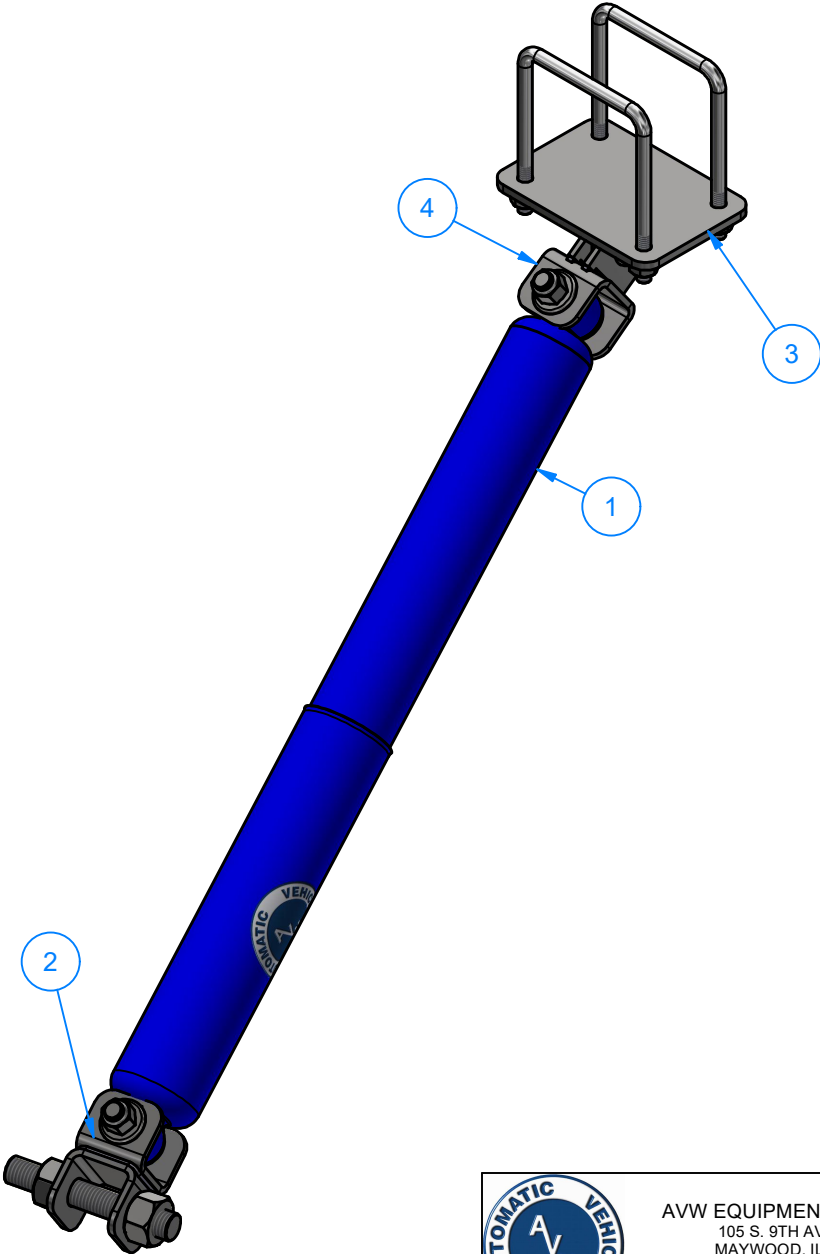
DIMENSION ARE IN INCHES & PROVIDED PRIOR TO SURFACE TREATMENTS, UNLESS NOTED.

SIZE  
A

EST WEIGHT:

SHEET 36 of 54

WA2F-0318 - Wrap Stabilizer Kit (OPTIONAL)



Parts List			
ITEM	PART NUMBER	QTY	DESCRIPTION
1	WA2FA	1	Shock Absorber W/ UHMW 1/2" ID
2	WA2FB-0318	1	Wrap Stabilizer Front Mount
3	WA2FD	1	Wrap stabilizer rear bracket mount
4	WA2FC	1	Wrap Stabilizer Rear Mount Clevis Assembly

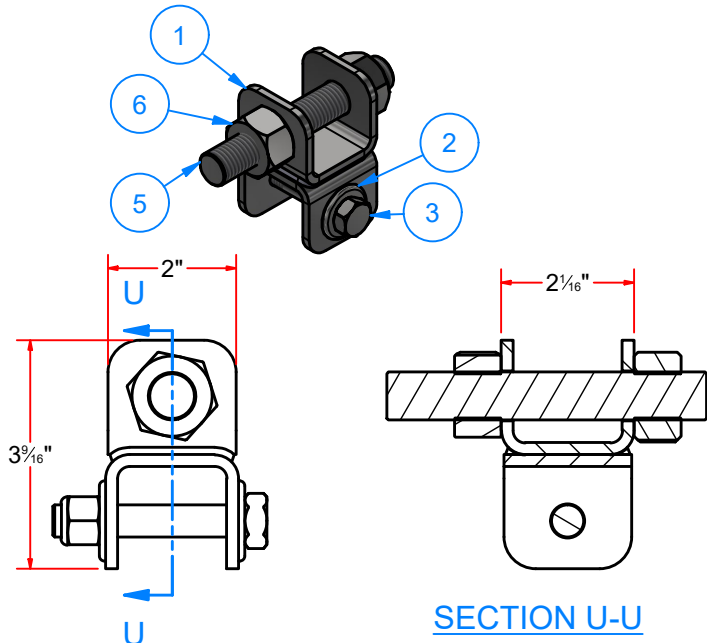


AVW EQUIPMENT CO., INC.  
105 S. 9TH AVENUE  
MAYWOOD, IL 60153  
Tel: 708-343-7738 Fax: 708-343-9065  
WWW.AVWEQUIPMENT.COM

- COMPANY PROPRIETARY NOTE -  
THIS DRAWING AND ITS DESIGNS ARE PROPERTY OF AVW EQUIPMENT CO. &  
IT IS NOT TO BE USED OR REPRODUCED WITHOUT THE PERMISSION FROM AVW CO.

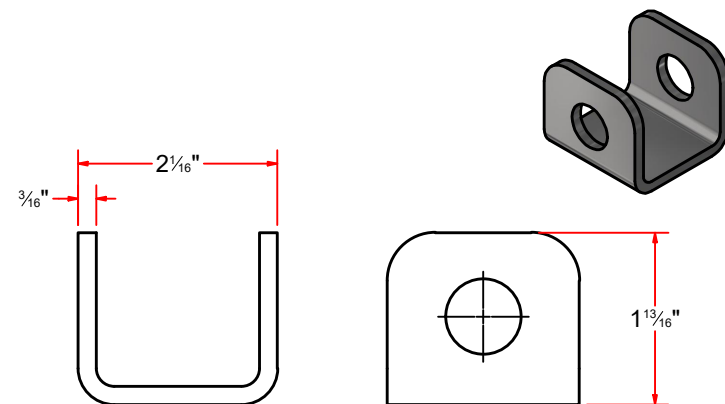
DRAWN BY	Jibin	CUSTOMER: AVW EQUIPMENT CO.	
CHECKED BY		PROJECT: OT2-WA1 Octa² Wrap Around	
QTY		DESCRIPTION: Wrap Stabilizer Kit (OPTIONAL)	
RELEASE DATE	6/30/2022	PART NUMBER: WA2F-0318	REV# 1
DIMENSION ARE IN INCHES & PROVIDED PRIOR TO SURFACE TREATMENTS, UNLESS NOTED.		SIZE A	EST WEIGHT: SHEET 37 of 54

# WA2FB-0318 - Wrap Stabilizer Front Mount

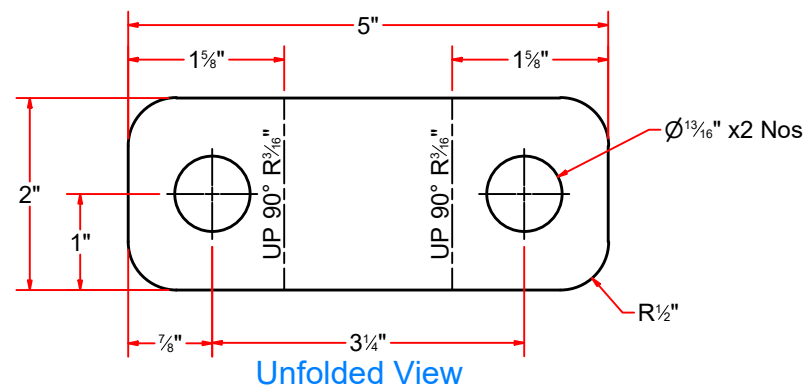
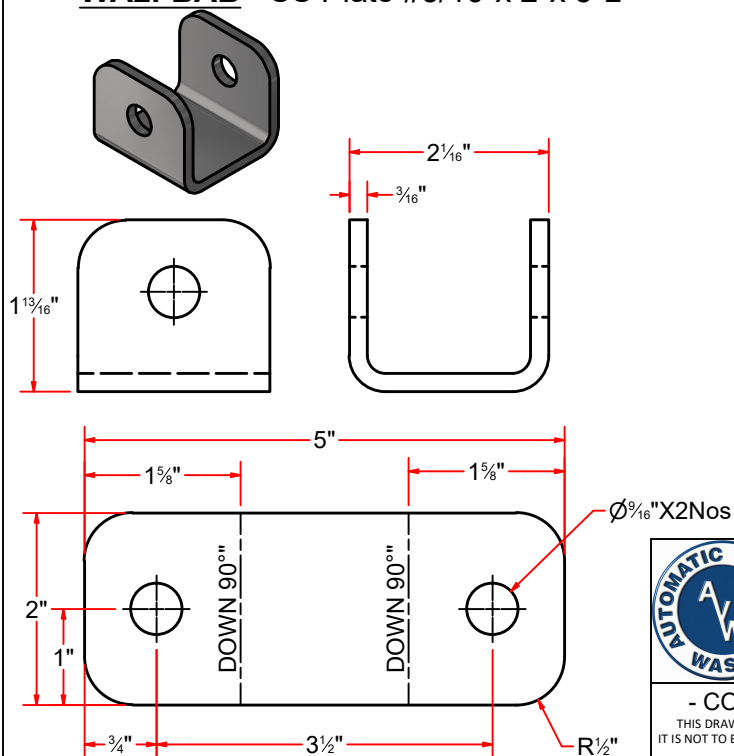


Parts List			
ITEM	PART NUMBER	QTY	DESCRIPTION
1	WA2FBA	1	Wrap Stabilizer Front Mount - Weldment
2	FW12	2	1/2" Flat Washer
3	HHCS1213300	1	1/2"-13 x 3" L Hex Screw
4	NLN1213	1	1/2"-13 Nylon Lock Nut
5	WA2FBB1	1	Threaded Rod 3/4" -10 x 5" LG
6	HN3410	2	3/4"-10 HEX NUT

## WA2FBAA - SS Plate #3/16"x 2"x 5"



## WA2FBAB - SS Plate #3/16"x 2"x 5"L



AVW EQUIPMENT CO., INC.  
105 S. 9TH AVENUE  
MAYWOOD, IL 60153  
Tel: 708-343-7738 Fax: 708-343-9065  
WWW.AVWEQUIPMENT.COM

### - COMPANY PROPRIETARY NOTE -

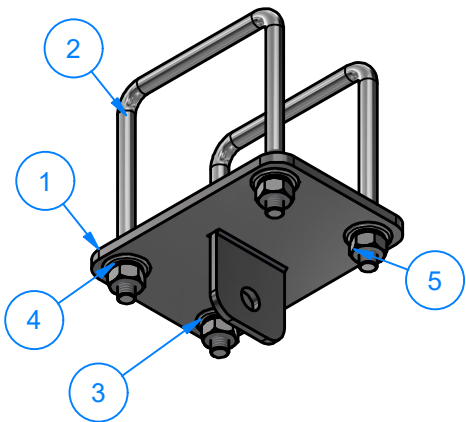
THIS DRAWING AND ITS DESIGNS ARE PROPERTY OF AVW EQUIPMENT CO. & IT IS NOT TO BE USED OR REPRODUCED WITHOUT THE PERMISSION FROM AVW CO.

DRAWN BY	Jibin	CUSTOMER: AVW EQUIPMENT CO.	
CHECKED BY		PROJECT: OT2-WA1 Octa <sup>2</sup> Wrap Around	
QTY		DESCRIPTION: Wrap Stabilizer Front Mount	
RELEASE DATE	6/30/2022	PART NUMBER: WA2FB-0318	REV# 1
DIMENSION ARE IN INCHES & PROVIDED PRIOR TO SURFACE TREATMENTS, UNLESS NOTED.		SIZE A	SHEET 38 of 54

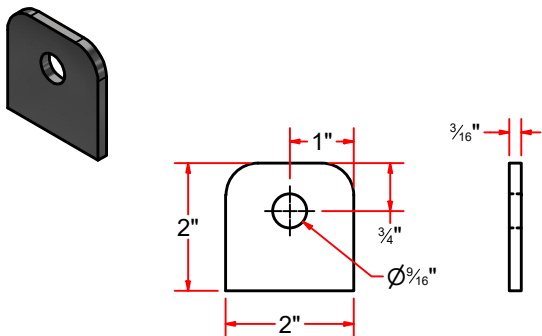
PATH:L:\Libraries\Productivity\Assembly Arms\Wrap Arms\Parts\WA2FB-0318\_Wrap Stabilizer Front Mount\WA2FB-0318.iam

Parts List			
ITEM	PART NUMBER	QTY	DESCRIPTION
1	WA2FDA	1	Stabilizer Rear Bracket Weldment
2	UB - SQ0375X1400	2	Square U Bolt D 3/8" x 4" x 5" LG, 14" LG Total
3	FW38	4	3/8" Flat Washer
4	SLW38	4	3/8" Split Lock Washer
5	HN3816	4	3/8"-16 18-8ss Heavy Hex Nut

## WA2FD - Wrap stabilizer rear bracket mount

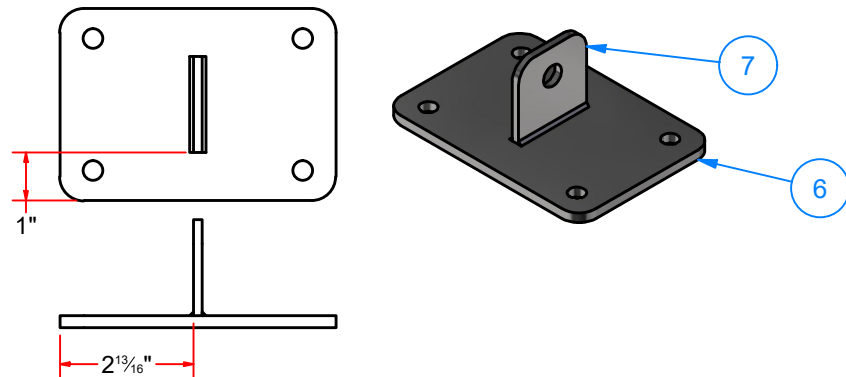


## WA2FCAA - SS Plate #3/16"x 2" x 2" LG

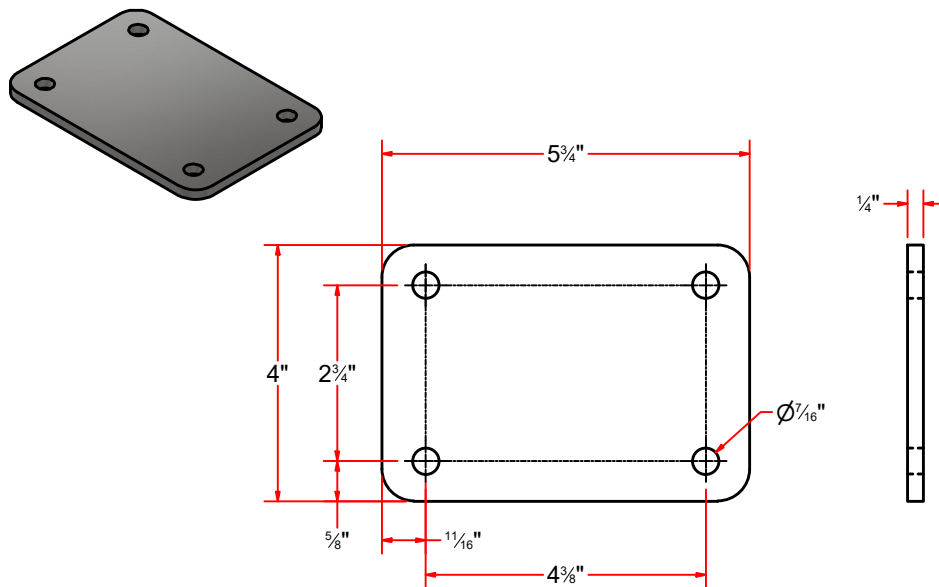


Parts List			
ITEM	PART NUMBER	QTY	DESCRIPTION
6	WA2FDAA	1	SS Plate #1/4"x 4" x 5 3/4" LG
7	WA2FCAA	1	SS Plate #3/16"x 2" x 2" LG

## WA2FDA - Stabilizer Rear Bracket Weldment



## WA2FDAA - SS Plate #1/4"x 4" x 5 3/4" LG



AVW EQUIPMENT CO., INC.  
105 S. 9TH AVENUE  
MAYWOOD, IL 60153  
Tel: 708-343-7738 Fax: 708-343-9065  
WWW.AVWEQUIPMENT.COM

### - COMPANY PROPRIETARY NOTE -

THIS DRAWING AND ITS DESIGNS ARE PROPERTY OF AVW EQUIPMENT CO. & IT IS NOT TO BE USED OR REPRODUCED WITHOUT THE PERMISSION FROM AVW CO.

DRAWN BY

Jibin

CUSTOMER: AVW EQUIPMENT CO.

CHECKED BY

PROJECT: OT2-WA1 Octa<sup>2</sup> Wrap Around

QTY

DESCRIPTION: Wrap stabilizer rear bracket mount

RELEASE DATE

6/30/2022

PART NUMBER: WA2FD

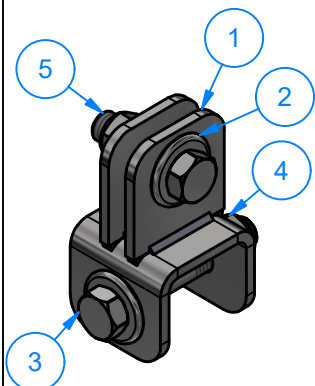
REV# 1

DIMENSION ARE IN INCHES & PROVIDED PRIOR TO SURFACE TREATMENTS, UNLESS NOTED.

SIZE A

EST WEIGHT:

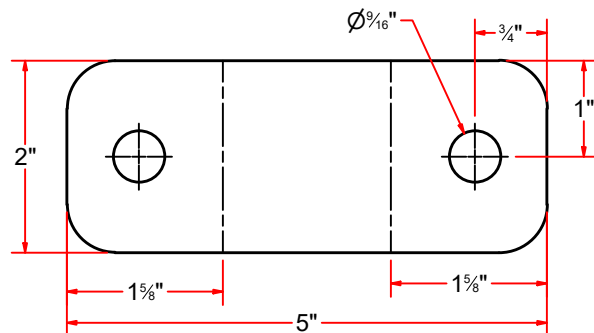
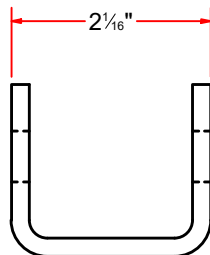
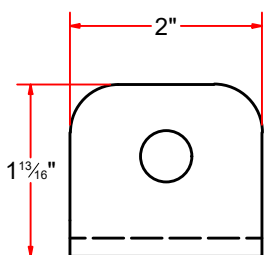
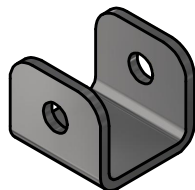
SHEET 39 of 54



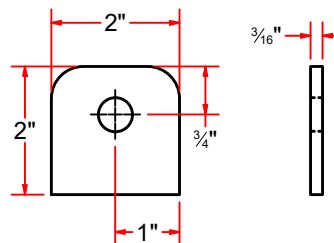
Parts List			
ITEM	PART NUMBER	QTY	DESCRIPTION
1	WA2FCA	1	WRAP STABILIZER REAR MOUNT
2	FW12	4	1/2" Flat Washer
3	HHCS1213300	1	1/2"-13 x 3" L Hex Screw
4	NLN1213	2	1/2"-13 Nylon Lock Nut
5	HHCS1213175	1	1/2"-13 x 1 3/4" L Hex Screw

**WA2FC** - Wrap Stabilizer Rear Mount Clevis Assembly

**WA2FBAB** - SS Plate #3/16"x 2"x 5"L

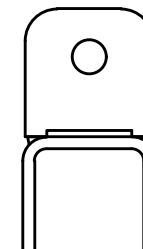
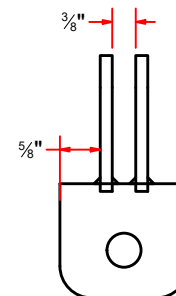
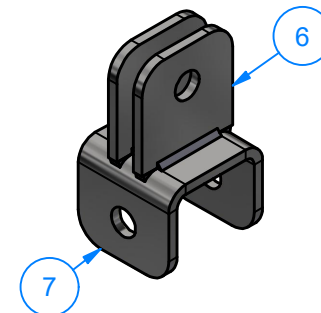


**WA2FCAA** - SS Plate #3/16"x 2" x 2" LG



Parts List			
ITEM	PART NUMBER	QTY	DESCRIPTION
6	WA2FCAA	2	SS Plate #3/16"x 2" x 2" LG
7	WA2FBAB	1	SS Plate #3/16"x 2"x 5"L

**WA2FCA** - Wrap Stabilizer Rear Mount - Weldment



AVW EQUIPMENT CO., INC.  
105 S. 9TH AVENUE  
MAYWOOD, IL 60153  
Tel: 708-343-7738 Fax: 708-343-9065  
WWW.AVWEQUIPMENT.COM

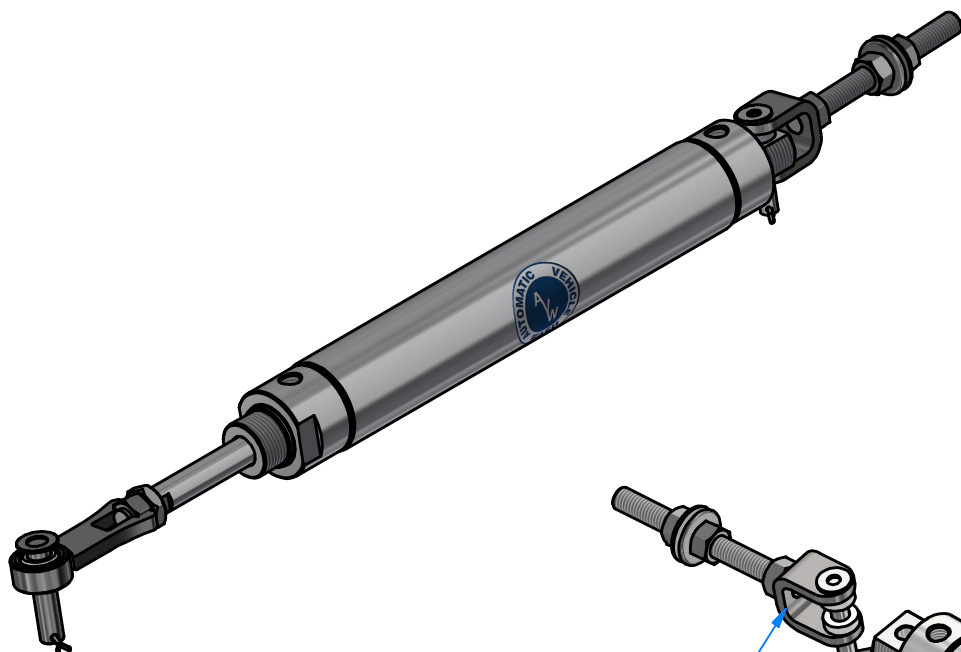
**- COMPANY PROPRIETARY NOTE -**  
THIS DRAWING AND ITS DESIGNS ARE PROPERTY OF AVW EQUIPMENT CO. &  
IT IS NOT TO BE USED OR REPRODUCED WITHOUT THE PERMISSION FROM AVW CO.

DRAWN BY	Jibin	CUSTOMER: AVW EQUIPMENT CO.	
CHECKED BY		PROJECT: OT2-WA1 Octa <sup>2</sup> Wrap Around	
QTY		DESCRIPTION: Wrap Stabilizer Rear Mount Clevis Assembly	
RELEASE DATE	6/30/2022	PART NUMBER: WA2FC	REV# 1
DIMENSION ARE IN INCHES & PROVIDED PRIOR TO SURFACE TREATMENTS, UNLESS NOTED.		SIZE A	EST WEIGHT: SHEET 40 of 54


PATH:L:\Libraries\Productivity\Assembly Arms\Wrap Arms\Parts\WA2FC-0318\_Wrap Stabilizer Rear Mount\WA2FC-0318.iam



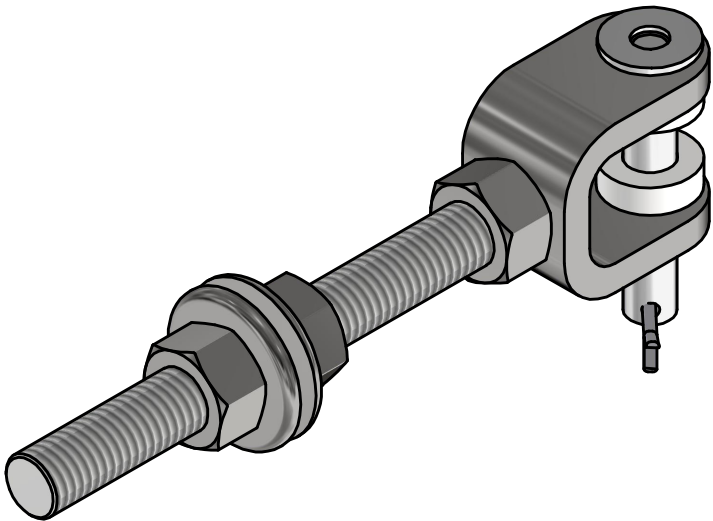
# **TR1R - Retract Air Cylinder 2" x 10" (OPTIONAL)**



Parts List			
ITEM	PART NUMBER	QTY	DESCRIPTION
1	AC2X10	1	Air Cylinder 2" x 10"
2	WA1GC-0318	1	Pin #1/2" D x 2 1/4" LG
3	WA2GA	1	Retract kit Rear Mounting Assy
4	BJ1-2-20	1	Ball Joint End Rod
5	CP3-8	1	Cotter Pin

 <div>AVW EQUIPMENT CO., INC. 105 S. 9TH AVENUE MAYWOOD, IL 60153 Tel: 708-343-7738 Fax: 708-343-9065 WWW.AVWEQUIPMENT.COM</div>	DRAWN BY	Jibin	CUSTOMER: AVW EQUIPMENT CO.		
	CHECKED BY		PROJECT: OT2-WA1 Octa² Wrap Around		
	QTY		DESCRIPTION: Retract Air Cylinder 2" x 10" (OPTIONAL)		
<div>- COMPANY PROPRIETARY NOTE - THIS DRAWING AND ITS DESIGNS ARE PROPERTY OF AVW EQUIPMENT CO. &amp; IT IS NOT TO BE USED OR REPRODUCED WITHOUT THE PERMISSION FROM AVW CO.</div>	RELEASE DATE	6/30/2022	PART NUMBER: TR1R		REV# 1
	DIMENSION ARE IN INCHES & PROVIDED PRIOR TO SURFACE TREATMENTS, UNLESS NOTED.		SIZE A	EST WEIGHT:	
			SHEET 41 of 54		
PATH:L:\Libraries\Parts\Air Cylinders\Retract Kit - Air Cylinder 2 x 10.iam					

WA2GA - Retract kit Rear Mounting Assy

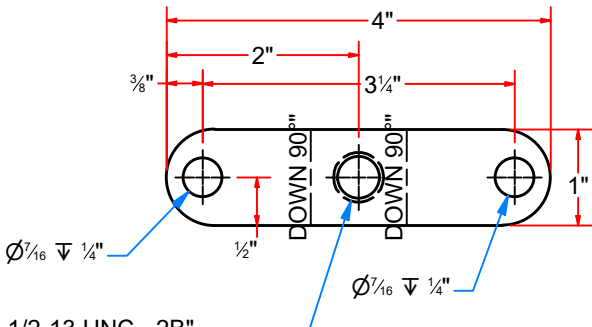
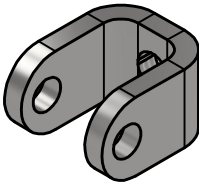


Parts List			
ITEM	PART NUMBER	QTY	DESCRIPTION
1	FW12	2	1/2" Flat Washer
2	WA2GA2	1	Threaded Rod 1/2"-13 X 5" LG.
3	CP3-8	1	Cotter Pin
4	HN1213	3	1/2" - 13 UNC Hex Nut
5	WA2GA1	1	Clevis w/ threaded hole
6	WA1GB-0318	1	Pin 3/8" x 2 1/4" LG
7	WA2GA3	2	Retract kit Rear Mount Bush

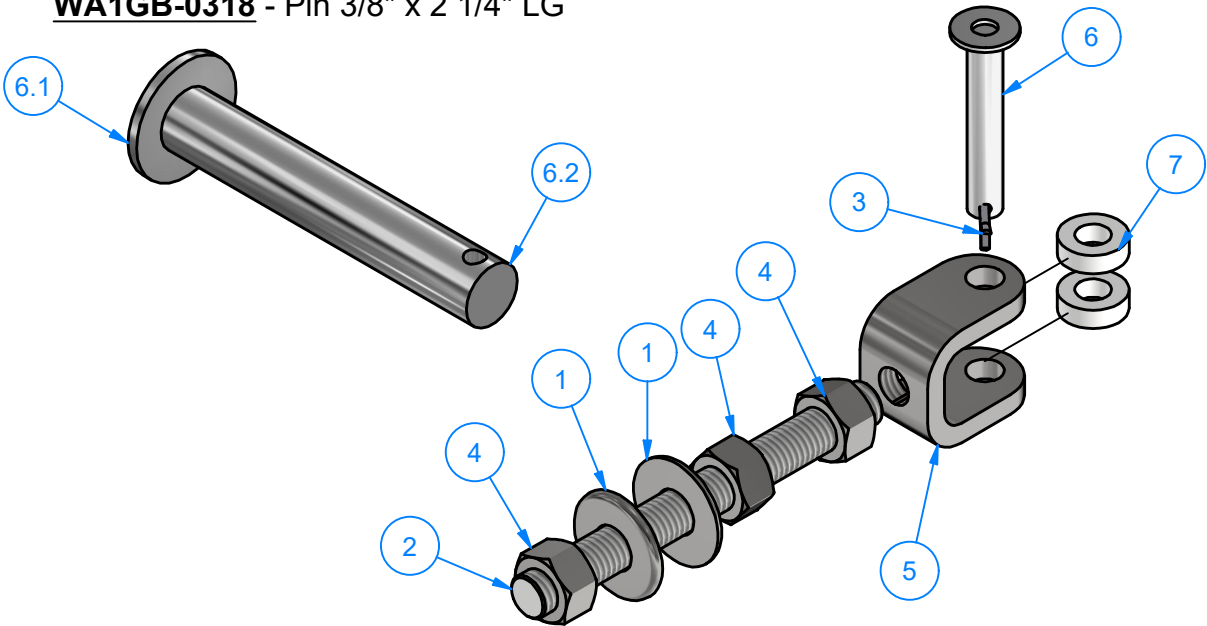
Parts List			
ITEM	PART NUMBER	QTY	DESCRIPTION
6.1	FW14	1	Flat Washer 1/4"
6.2	WA1GBA-0318	1	Pin 3/8" x 2 1/4" L

WA1GB-0318 - Pin 3/8" x 2 1/4" LG

WA2GA1 - Clevis w/ threaded hole



1/2-13 UNC - 2B"  
During Laser Cutting,  
The size of hole is 1/4".  
Then after bending,  
ream the hole to have  
thread of size 1/2"x13 UNC




AVW EQUIPMENT CO., INC.  
105 S. 9TH AVENUE  
MAYWOOD, IL 60153  
Tel: 708-343-7738 Fax: 708-343-9065  
WWW.AVWEQUIPMENT.COM

- COMPANY PROPRIETARY NOTE -  
THIS DRAWING AND ITS DESIGNS ARE PROPERTY OF AVW EQUIPMENT CO. &  
IT IS NOT TO BE USED OR REPRODUCED WITHOUT THE PERMISSION FROM AVW CO.

PATH:L:\Libraries\Parts\Air Cylinders\Parts\Retract kit Rear Mounting Assy.iam

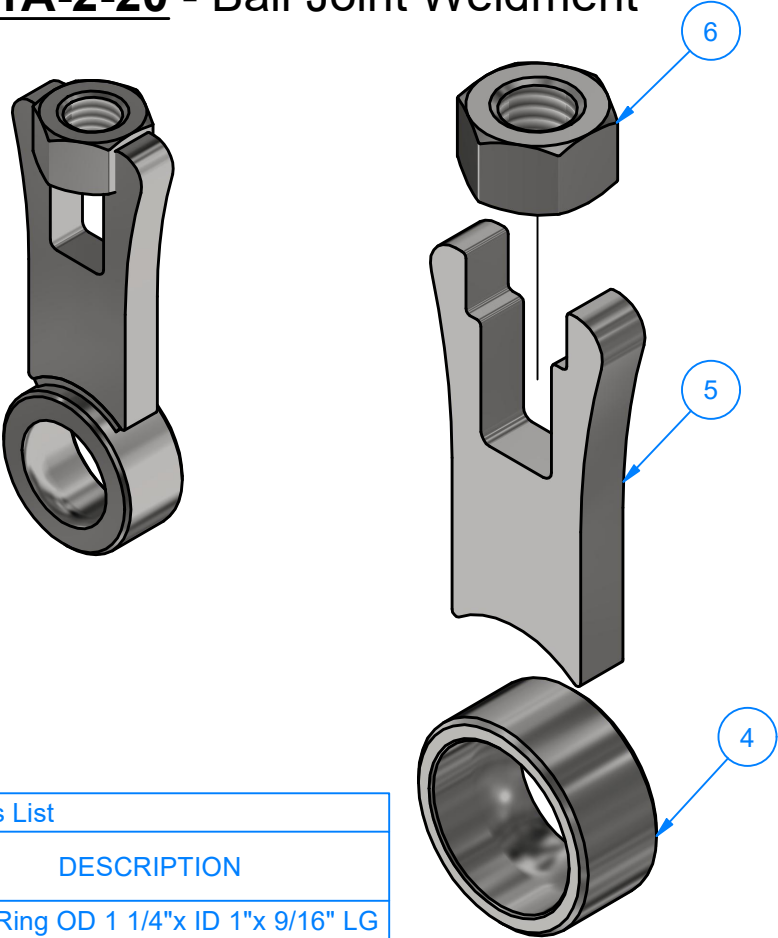
DRAWN BY	Jibin	CUSTOMER: AVW EQUIPMENT CO.	
CHECKED BY		PROJECT: OT2-WA1 Octa² Wrap Around	
QTY		DESCRIPTION: Retract kit Rear Mounting Assy	
RELEASE DATE	6/30/2022	PART NUMBER: WA2GA	REV# 1
DIMENSION ARE IN INCHES & PROVIDED PRIOR TO SURFACE TREATMENTS, UNLESS NOTED.		SIZE A	EST WEIGHT: SHEET 42 of 54

BJ1-2-20 - Ball Joint End Rod



Parts List			
ITEM	PART NUMBER	QTY	DESCRIPTION
1	BJ1-2-20A	1	Nylon Ball Insert 1" OD. x 1/2" ID. x 5/8" LG
2	BJ1-2-20B	1	Small Ring OD 1"xID 3/4"x1/4"LG
3	BJ1A-2-20	1	Ball Joint Weldment

BJ1A-2-20 - Ball Joint Weldment



Parts List			
ITEM	PART NUMBER	QTY	DESCRIPTION
4	BJ1-2-20C	1	Large Ring OD 1 1/4"x ID 1"x 9/16" LG
5	BJ1-2-20D	1	Cylinder Lever #5/16x 1 9/32"x 2 3/8"
6	HN1213	1	1/2" - 13 UNC Hex Nut

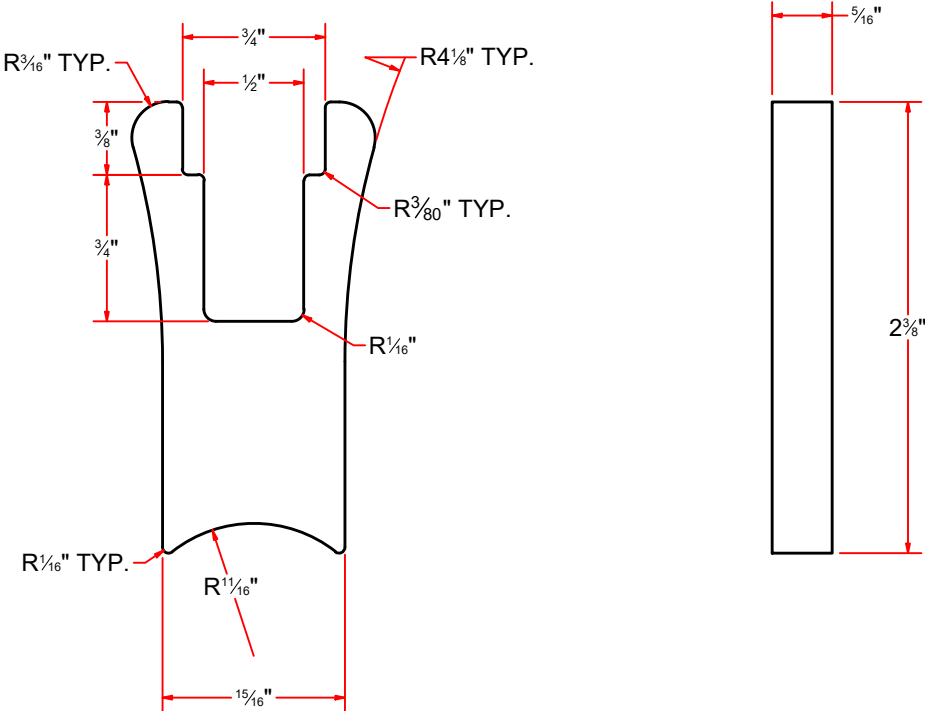
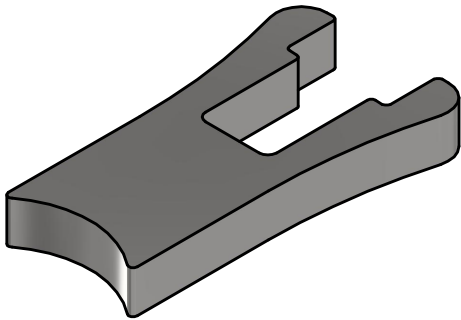


AVW EQUIPMENT CO., INC.  
105 S. 9TH AVENUE  
MAYWOOD, IL 60153  
Tel: 708-343-7738 Fax: 708-343-9065  
WWW.AVWEQUIPMENT.COM

- COMPANY PROPRIETARY NOTE -  
THIS DRAWING AND ITS DESIGNS ARE PROPERTY OF AVW EQUIPMENT CO. &  
IT IS NOT TO BE USED OR REPRODUCED WITHOUT THE PERMISSION FROM AVW CO.

DRAWN BY	Jibin	CUSTOMER: AVW EQUIPMENT CO.	
CHECKED BY		PROJECT: OT2-WA1 Octa² Wrap Around	
QTY		DESCRIPTION: Ball Joint End Rod	
RELEASE DATE	6/30/2022	PART NUMBER: BJ1-2-20	REV# 1
DIMENSION ARE IN INCHES & PROVIDED PRIOR TO SURFACE TREATMENTS, UNLESS NOTED.		SIZE A	EST WEIGHT: SHEET 43 of 54

BJ1-2-20D - Cylinder Lever #5/16x 1 9/32"x 2 3/8"

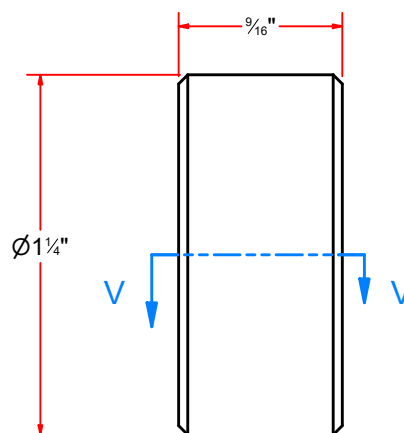
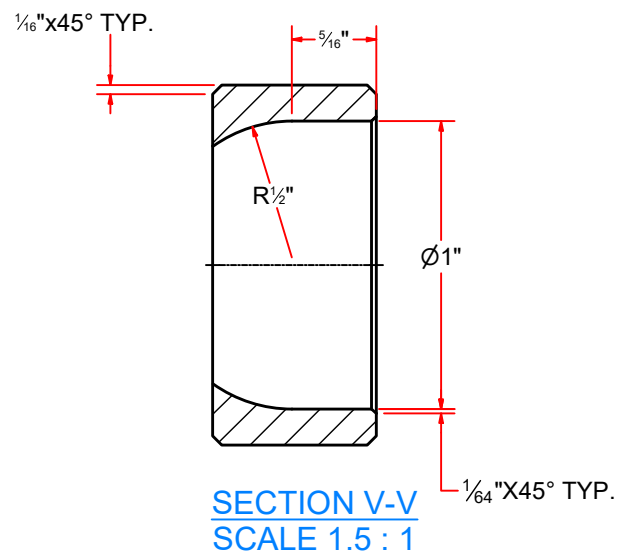


AVW EQUIPMENT CO., INC.  
105 S. 9TH AVENUE  
MAYWOOD, IL 60153  
Tel: 708-343-7738 Fax: 708-343-9065  
WWW.AVWEQUIPMENT.COM

- COMPANY PROPRIETARY NOTE -  
THIS DRAWING AND ITS DESIGNS ARE PROPERTY OF AVW EQUIPMENT CO. &  
IT IS NOT TO BE USED OR REPRODUCED WITHOUT THE PERMISSION FROM AVW CO.

DRAWN BY	Jibin	CUSTOMER: AVW EQUIPMENT CO.	
CHECKED BY		PROJECT: OT2-WA1 Octa² Wrap Around	
QTY		DESCRIPTION: Cylinder Lever #5/16x 1 9/32"x 2 3/8"	
RELEASE DATE	6/30/2022	PART NUMBER: BJ1-2-20D	REV# 1
DIMENSION ARE IN INCHES & PROVIDED PRIOR TO SURFACE TREATMENTS, UNLESS NOTED.		SIZE A	EST WEIGHT: SHEET 44 of 54

# BJ1-2-20C - Large Ring OD 1 1/4"x ID 1"x 9/16" LG



AVW EQUIPMENT CO., INC.  
105 S. 9TH AVENUE  
MAYWOOD, IL 60153  
Tel: 708-343-7738 Fax: 708-343-9065  
WWW.AVWEQUIPMENT.COM

## - COMPANY PROPRIETARY NOTE -

THIS DRAWING AND ITS DESIGNS ARE PROPERTY OF AVW EQUIPMENT CO. & IT IS NOT TO BE USED OR REPRODUCED WITHOUT THE PERMISSION FROM AVW CO.

DRAWN BY

Jibin

CUSTOMER: AVW EQUIPMENT CO.

CHECKED BY

PROJECT: OT2-WA1 Octa² Wrap Around

QTY

DESCRIPTION: Large Ring OD 1 1/4"x ID 1"x 9/16" LG

RELEASE DATE

6/30/2022

PART NUMBER: BJ1-2-20C

REV# 1

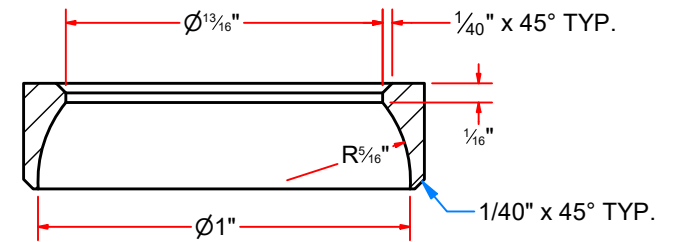
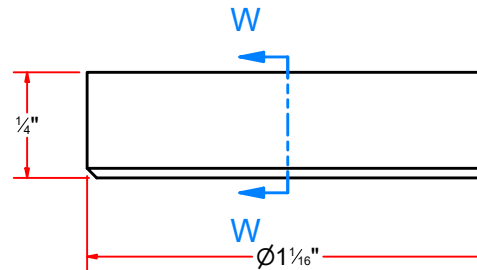
DIMENSION ARE IN INCHES & PROVIDED PRIOR TO SURFACE TREATMENTS, UNLESS NOTED.

SIZE  
**A**

EST WEIGHT:

SHEET 45 of 54

# BJ1-2-20B - Small Ring OD 1"xID 3/4"x1/4"LG



**SECTION W-W**  
**SCALE 2 : 1**



AVW EQUIPMENT CO., INC.  
105 S. 9TH AVENUE  
MAYWOOD, IL 60153  
Tel: 708-343-7738 Fax: 708-343-9065  
WWW.AVWEQUIPMENT.COM

**- COMPANY PROPRIETARY NOTE -**

THIS DRAWING AND ITS DESIGNS ARE PROPERTY OF AVW EQUIPMENT CO. & IT IS NOT TO BE USED OR REPRODUCED WITHOUT THE PERMISSION FROM AVW CO.

DRAWN BY

Jibin

CUSTOMER: AVW EQUIPMENT CO.

CHECKED BY

PROJECT: OT2-WA1 Octa<sup>2</sup> Wrap Around

QTY

DESCRIPTION: Small Ring OD 1"xID 3/4"x1/4"LG

RELEASE DATE

6/30/2022

PART NUMBER: BJ1-2-20B

REV# 1

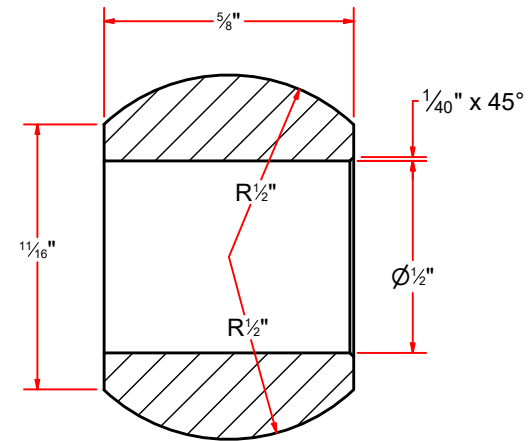
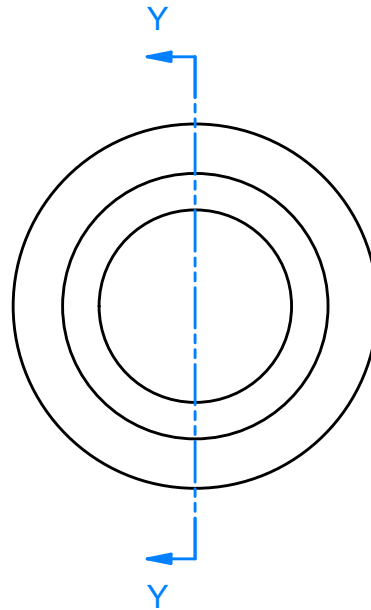
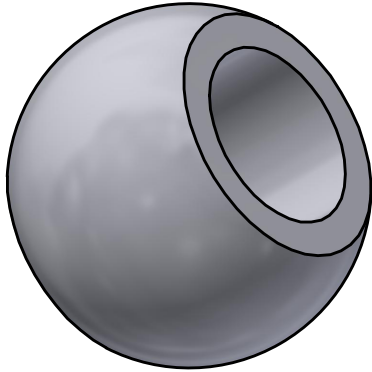
DIMENSION ARE IN INCHES & PROVIDED PRIOR TO SURFACE TREATMENTS, UNLESS NOTED.

SIZE  
**A**

EST WEIGHT:

SHEET 46 of 54

# BJ1-2-20A - Nylon Ball Insert 1" OD. x 1/2" ID. x 5/8" LG



**SECTION Y-Y**  
**SCALE 2 : 1**



AVW EQUIPMENT CO., INC.  
105 S. 9TH AVENUE  
MAYWOOD, IL 60153  
Tel: 708-343-7738 Fax: 708-343-9065  
WWW.AVWEQUIPMENT.COM

**- COMPANY PROPRIETARY NOTE -**

THIS DRAWING AND ITS DESIGNS ARE PROPERTY OF AVW EQUIPMENT CO. & IT IS NOT TO BE USED OR REPRODUCED WITHOUT THE PERMISSION FROM AVW CO.

DRAWN BY

Jibin

CUSTOMER: AVW EQUIPMENT CO.

CHECKED BY

PROJECT: OT2-WA1 Octa<sup>2</sup> Wrap Around

QTY

DESCRIPTION: Nylon Ball Insert 1" OD. x 1/2" ID. x 5/8" LG

RELEASE DATE

6/30/2022

PART NUMBER: BJ1-2-20A

REV# 1

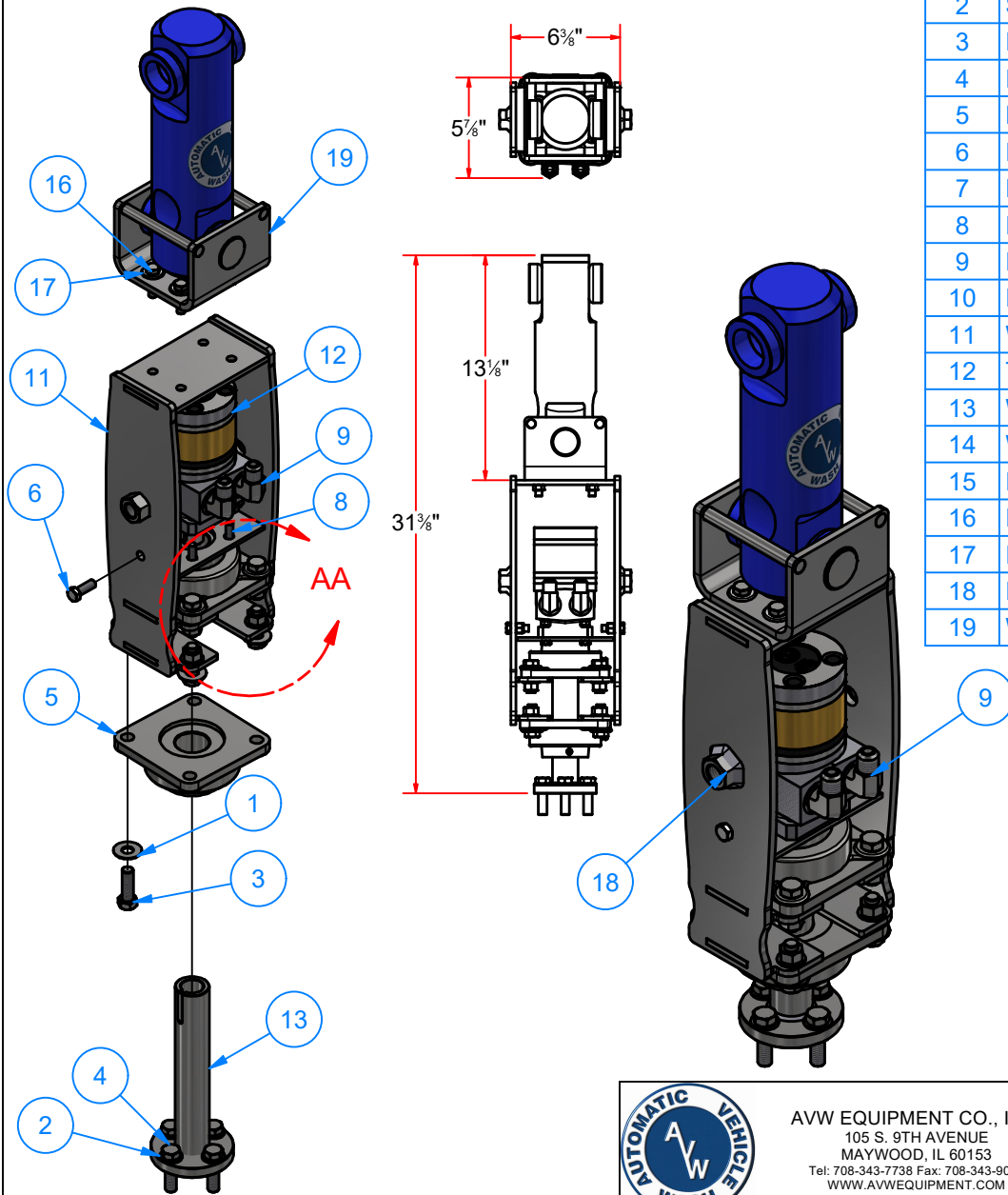
DIMENSION ARE IN INCHES & PROVIDED PRIOR TO SURFACE TREATMENTS, UNLESS NOTED.

SIZE  
**A**

EST WEIGHT:

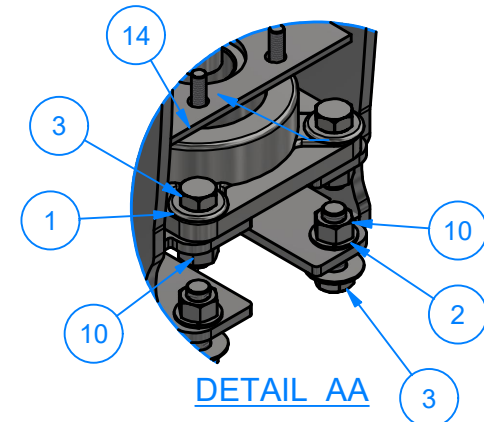
SHEET 47 of 54

# WA10K - Wrap Around Shaft Assembly



## Parts List

ITEM	PART NUMBER	QTY	DESCRIPTION
1	FW12	8	1/2" Flat Washer
2	SLW12	12	1/2" Split Lock Washer
3	HHCS1213150	8	1/2" - 13 x 1 1/2" UNC Hex Screw
4	HHCS1213175	4	1/2"-13 x 1 3/4" L Hex Screw
5	BRG-WA1KCB-SS	2	1-1/2" Flange Mount Bearing-SS w/ plated Insert
6	HHCS3816100	2	3/8" - 16 x 1" UNC Hex Screw
7	NLN3816	2	3/8"-16 Nylon Hex Nut
8	HHCS51618100	4	5/16"-18 x 1" L Hex Screw
9	EL90STL050JIC050NPTF	2	Elbow (1/2" NPTF Male X 1/2" JIC Male)
10	HN1213	8	1/2" - 13 UNC Hex Nut
11	WA10KA	1	Hydraulic Wrap Around M. Mount
12	TB0195-WA1KM	1	Hydraulic Motor
13	WA5KB-0508	1	Stub Shaft 1 1/2"D x 9" LG.
14	WA1KC	1	Plate #3/16" x 3 3/8" x 5 5/8" LG.
15	HN3816	4	Hex Nut - 3/8"-16
16	HHCS3816125	4	3/8"-16x1 1/4" UNC Hex Screw
17	FW38	4	3/8" Flat Washer
18	HN3410	2	Hex Nut - 3/4-10 UNC
19	WA2H-0210	1	Universal Coupling Welded Assembly [12.5 in L]



AVW EQUIPMENT CO., INC.  
105 S. 9TH AVENUE  
MAYWOOD, IL 60153  
Tel: 708-343-7738 Fax: 708-343-9065  
WWW.AVWEQUIPMENT.COM

### - COMPANY PROPRIETARY NOTE -

THIS DRAWING AND ITS DESIGNS ARE PROPERTY OF AVW EQUIPMENT CO. & IT IS NOT TO BE USED OR REPRODUCED WITHOUT THE PERMISSION FROM AVW CO.

DRAWN BY

Jibin

CUSTOMER: AVW EQUIPMENT CO.

CHECKED BY

PROJECT: OT2-WA1 Octa² Wrap Around

QTY

DESCRIPTION: Wrap Around Shaft Assembly

RELEASE DATE

6/30/2022

PART NUMBER: WA10K

REV# 1

DIMENSION ARE IN INCHES & PROVIDED PRIOR TO SURFACE TREATMENTS, UNLESS NOTED.

SIZE A

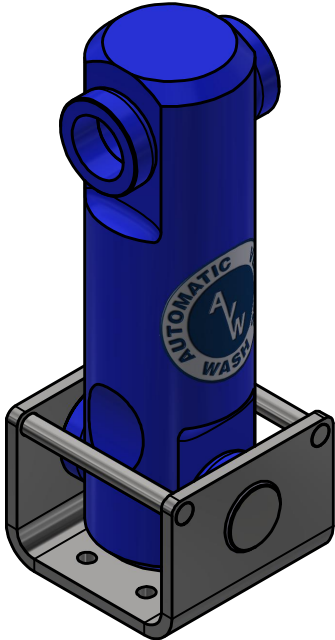
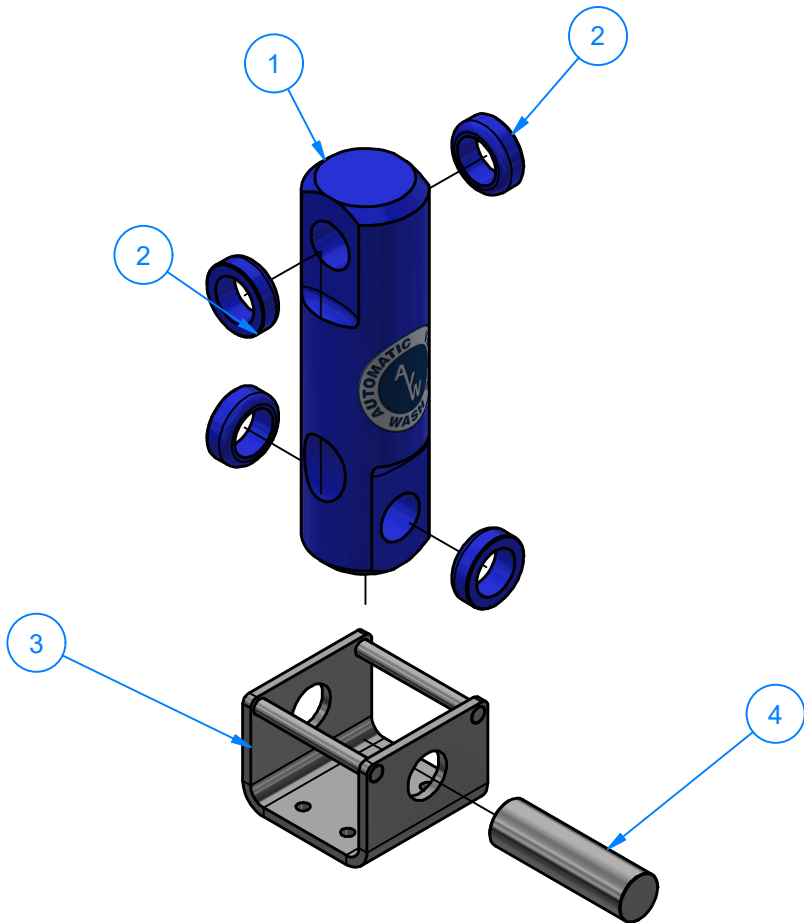
EST WEIGHT:

SHEET 48 of 54



WA2H-0210 - Universal Coupling Welded Assembly [12.5 in L]

Parts List			
ITEM	PART NUMBER	QTY	DESCRIPTION
1	WA2HA-0210	1	UHMW Coupler 12 1/2" LG
2	WA11-0112	4	UHMW Spacer 2 1/4" OD x 1 1/2" ID x 3/4" L
3	WA2HC	1	Universal Coupler Base
4	SHSS150X00512	1	Shaft D 1 1/2" x 5 1/8" LG



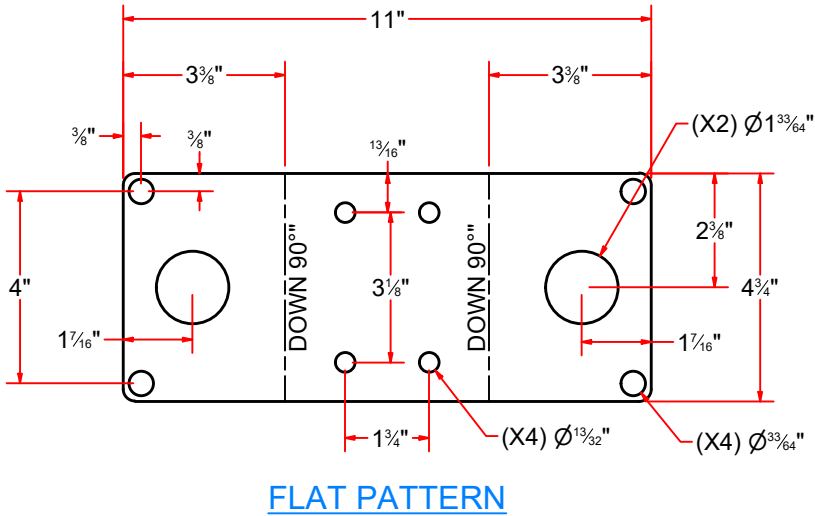
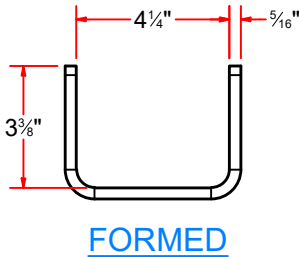
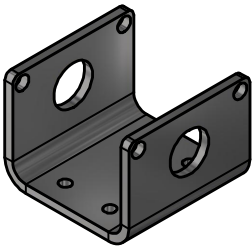
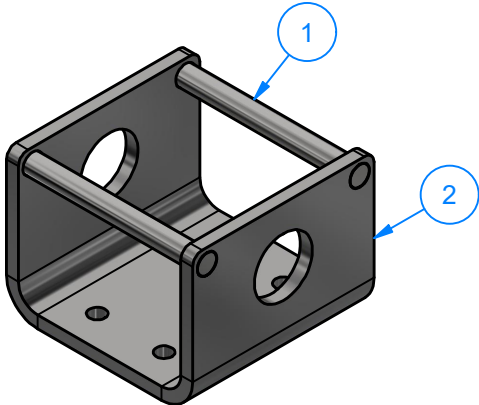
AVW EQUIPMENT CO., INC.  
105 S. 9TH AVENUE  
MAYWOOD, IL 60153  
Tel: 708-343-7738 Fax: 708-343-9065  
WWW.AVWEQUIPMENT.COM

- COMPANY PROPRIETARY NOTE -  
THIS DRAWING AND ITS DESIGNS ARE PROPERTY OF AVW EQUIPMENT CO. &  
IT IS NOT TO BE USED OR REPRODUCED WITHOUT THE PERMISSION FROM AVW CO.

DRAWN BY	Jibin	CUSTOMER: AVW EQUIPMENT CO.	
CHECKED BY		PROJECT: OT2-WA1 Octa² Wrap Around	
QTY		DESCRIPTION: Universal Coupling Welded Assembly [12.5 in L]	
RELEASE DATE	6/30/2022	PART NUMBER: WA2H-0210	REV# 1
DIMENSION ARE IN INCHES & PROVIDED PRIOR TO SURFACE TREATMENTS, UNLESS NOTED.		SIZE A	EST WEIGHT: SHEET 49 of 54

WA2HC - Universal Coupler Base

Parts List			
ITEM	PART NUMBER	QTY	DESCRIPTION
1	SHSS050X00487	2	Shaft 1/2"OD x 4 7/8" LG.
2	WA2HCA	1	Universal Base Plate [5/16"Ga] 4 3/4" W x 11" L

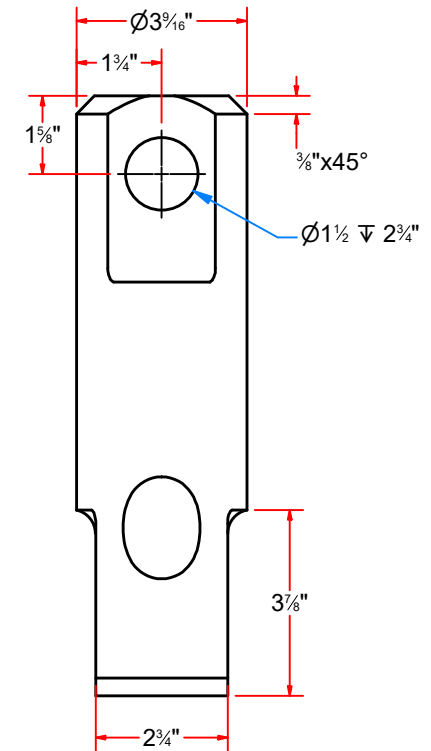
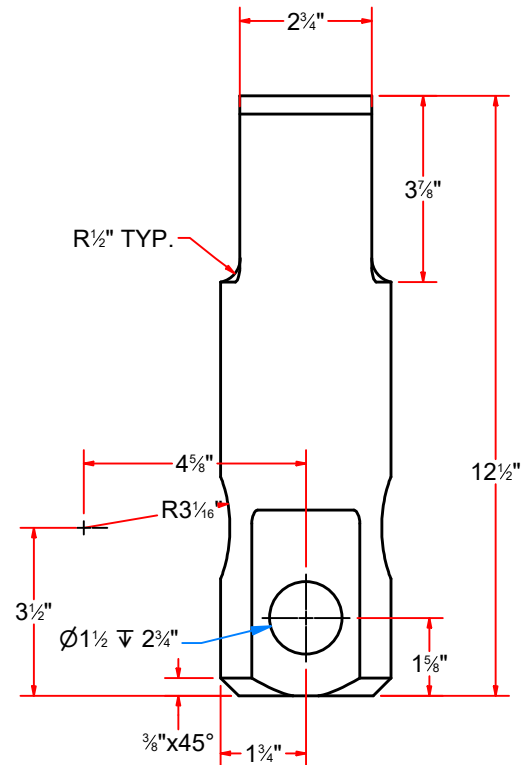


AVW EQUIPMENT CO., INC.  
105 S. 9TH AVENUE  
MAYWOOD, IL 60153  
Tel: 708-343-7738 Fax: 708-343-9065  
WWW.AVWEQUIPMENT.COM

- COMPANY PROPRIETARY NOTE -  
THIS DRAWING AND ITS DESIGNS ARE PROPERTY OF AVW EQUIPMENT CO. &  
IT IS NOT TO BE USED OR REPRODUCED WITHOUT THE PERMISSION FROM AVW CO.

DRAWN BY	Jibin	CUSTOMER: AVW EQUIPMENT CO.	
CHECKED BY		PROJECT: OT2-WA1 Octa² Wrap Around	
QTY		DESCRIPTION: Universal Coupler Base	
RELEASE DATE	6/30/2022	PART NUMBER: WA2HC	REV# 1
DIMENSION ARE IN INCHES & PROVIDED PRIOR TO SURFACE TREATMENTS, UNLESS NOTED.		SIZE A	EST WEIGHT: SHEET 50 of 54

# WA2HA-0210 - UHMW Coupler 12 1/2" LG



AVW EQUIPMENT CO., INC.  
105 S. 9TH AVENUE  
MAYWOOD, IL 60153  
Tel: 708-343-7738 Fax: 708-343-9065  
WWW.AVWEQUIPMENT.COM

## - COMPANY PROPRIETARY NOTE -

THIS DRAWING AND ITS DESIGNS ARE PROPERTY OF AVW EQUIPMENT CO. & IT IS NOT TO BE USED OR REPRODUCED WITHOUT THE PERMISSION FROM AVW CO.

PATH: L:\Libraries\Parts\Couplers\UHMW\Standard UHMW Copupler 12.5in.ipt

DRAWN BY

Jibin

CHECKED BY

QTY

RELEASE DATE

6/30/2022

DIMENSION ARE IN INCHES & PROVIDED PRIOR TO SURFACE TREATMENTS, UNLESS NOTED.

CUSTOMER: AVW EQUIPMENT CO.

PROJECT: OT2-WA1 Octa<sup>2</sup> Wrap Around

DESCRIPTION: UHMW Coupler 12 1/2" LG

PART NUMBER: WA2HA-0210

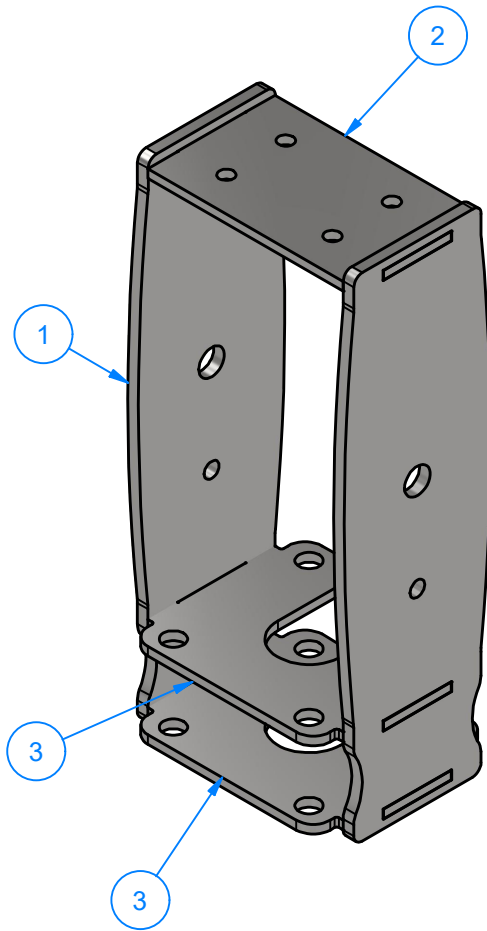
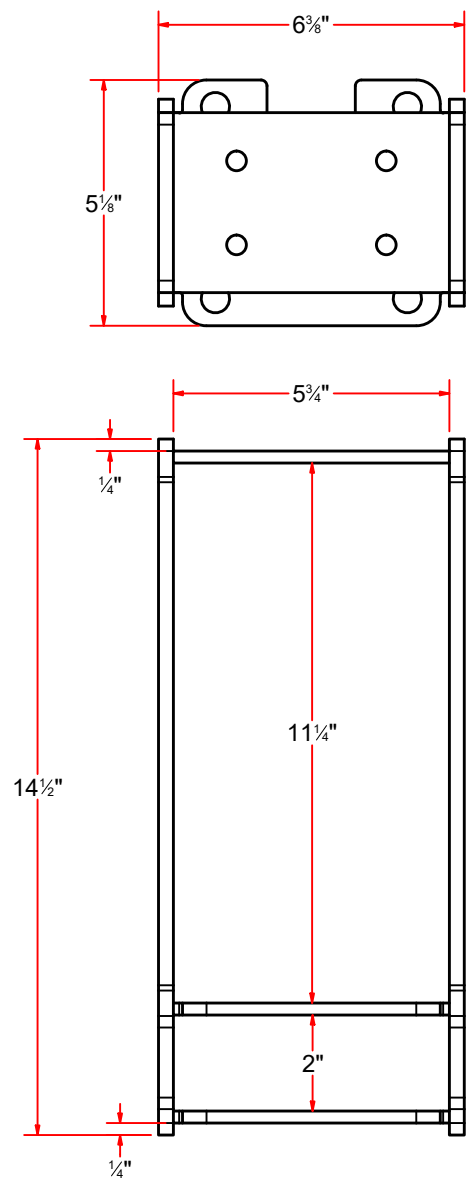
REV# 1

SIZE  
A

EST WEIGHT:

SHEET 51 of 54

WA10KA - Hydraulic Wrap Around M.  
Mount



Parts List			
ITEM	PART NUMBER	QTY	DESCRIPTION
1	WA10KAB	2	Plate #5/16" x 14-1/2" x 3-3/4"
2	WA10KAA	1	Plate #1/4" x 3 3/4" x 6 3/8"
3	WA10KAC	2	Plate #1/4"x5 1/8"x6 3/8"LG.

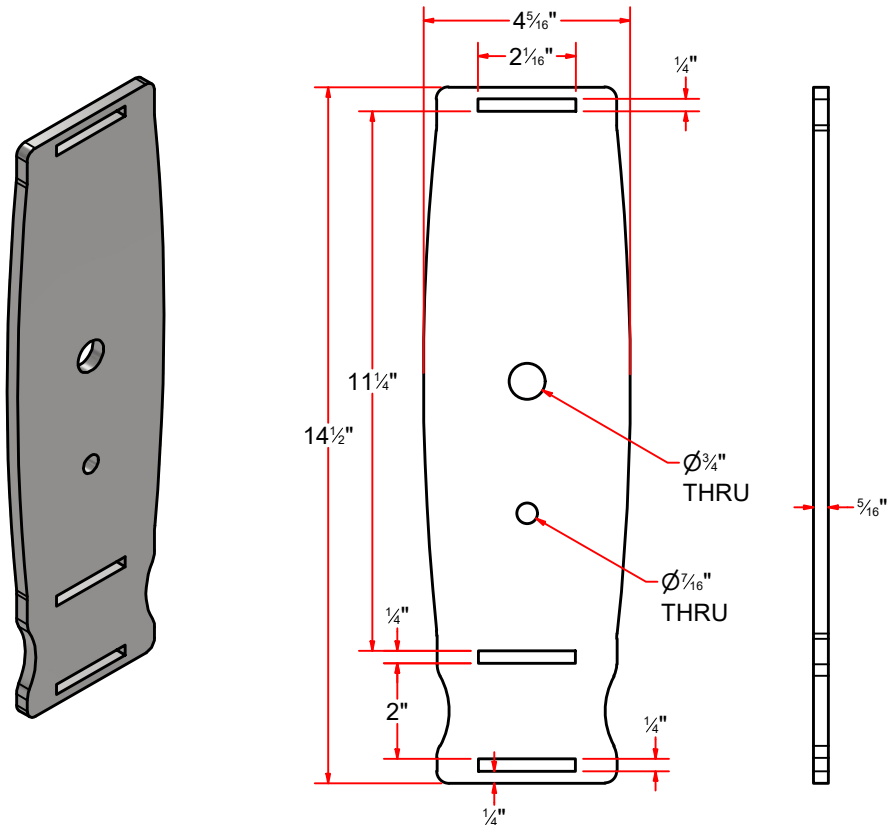


AVW EQUIPMENT CO., INC.  
105 S. 9TH AVENUE  
MAYWOOD, IL 60153  
Tel: 708-343-7738 Fax: 708-343-9065  
WWW.AVWEQUIPMENT.COM

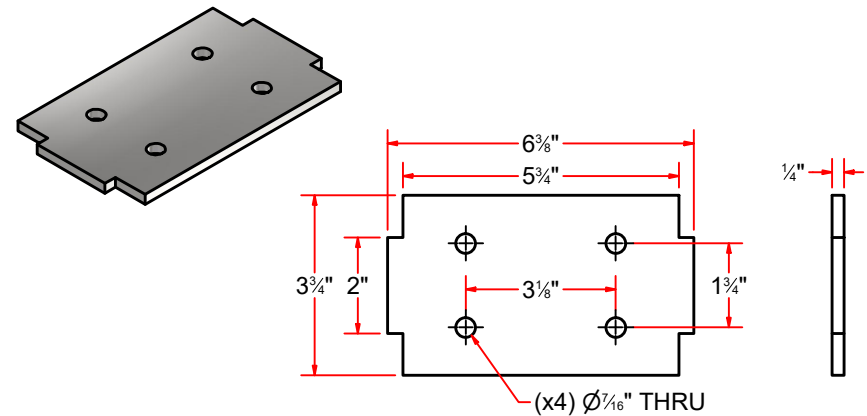
- COMPANY PROPRIETARY NOTE -  
THIS DRAWING AND ITS DESIGNS ARE PROPERTY OF AVW EQUIPMENT CO. &  
IT IS NOT TO BE USED OR REPRODUCED WITHOUT THE PERMISSION FROM AVW CO.

DRAWN BY	Jibin	CUSTOMER: AVW EQUIPMENT CO.	
CHECKED BY		PROJECT: OT2-WA1 Octa² Wrap Around	
QTY		DESCRIPTION: Hydraulic Wrap Around M. Mount	
RELEASE DATE	6/30/2022	PART NUMBER: WA10KA	REV# 1
DIMENSION ARE IN INCHES & PROVIDED PRIOR TO SURFACE TREATMENTS, UNLESS NOTED.		SIZE A	EST WEIGHT: SHEET 52 of 54

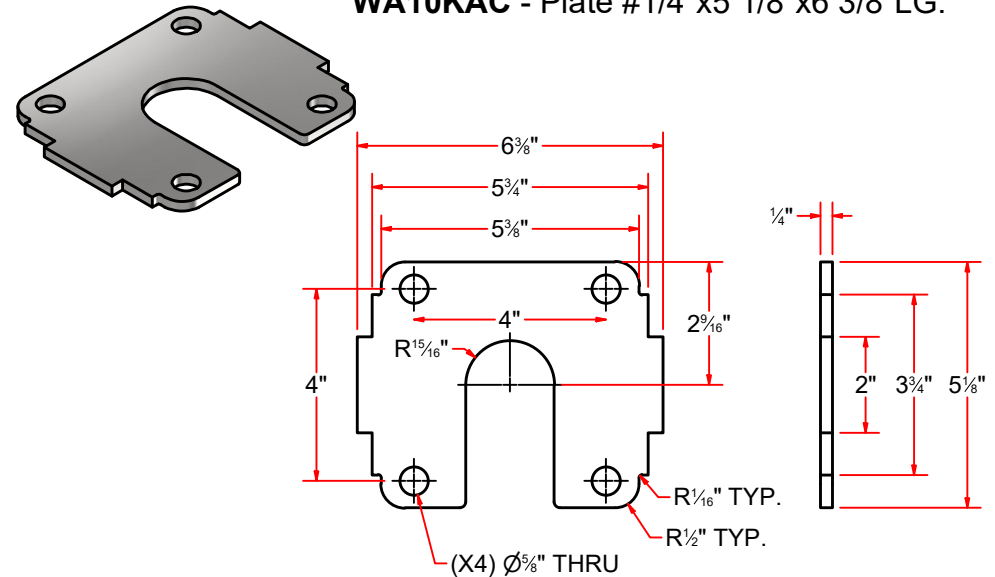
**WA10KAB - Plate #5/16" x 14-1/2" x 3-3/4"**



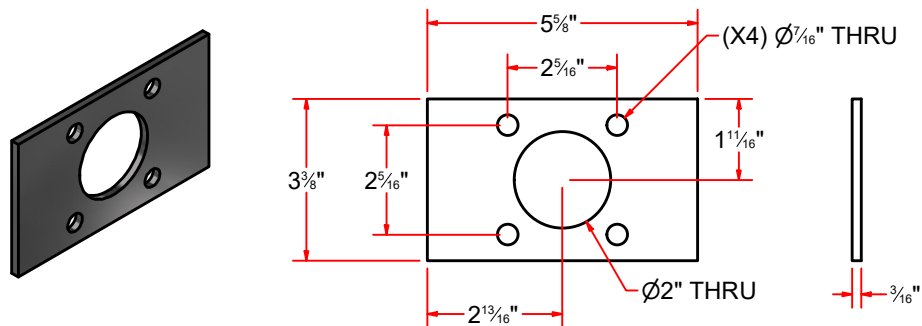
**WA10KAA - Plate #1/4" x 3 3/4" x 6 3/8"**



**WA10KAC - Plate #1/4"x5 1/8"x6 3/8"LG.**



**WA1KC - Plate #3/16" x 3 3/8" x 5 5/8" LG.**

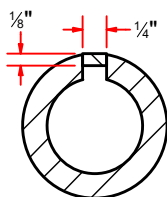
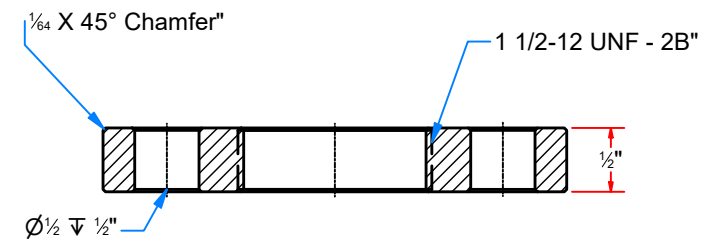
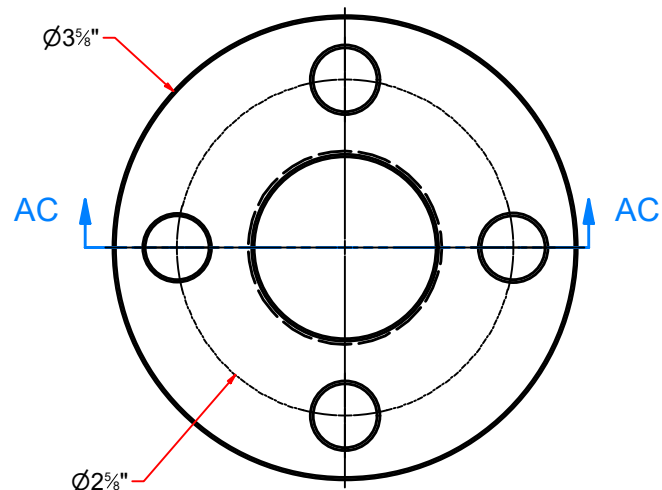
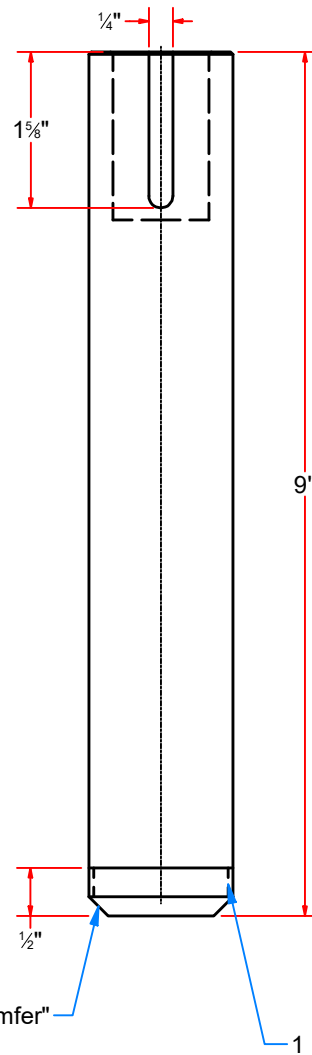
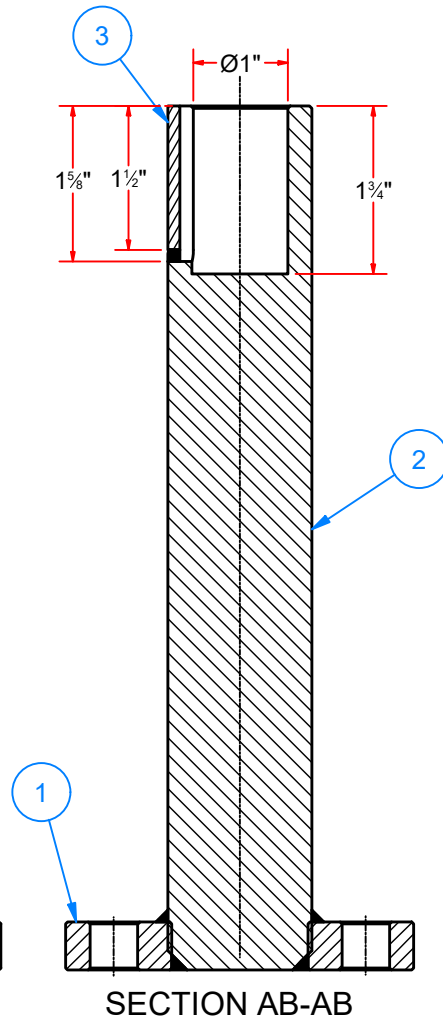
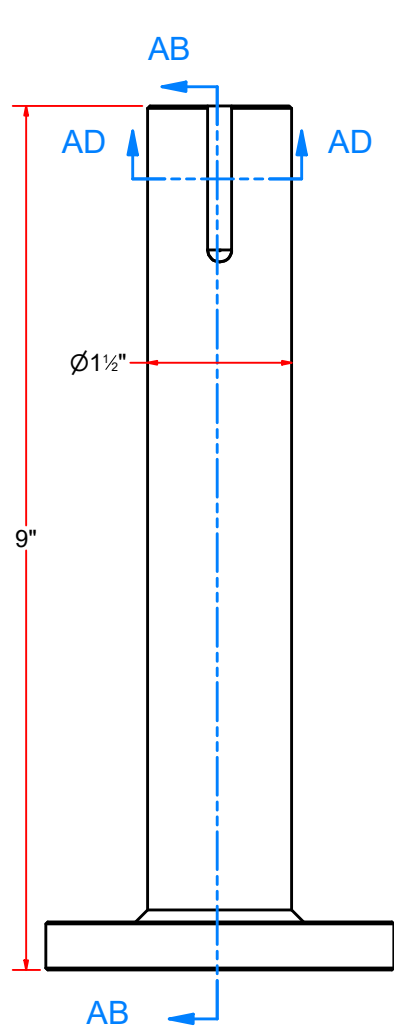


AVW EQUIPMENT CO., INC.  
105 S. 9TH AVENUE  
MAYWOOD, IL 60153  
Tel: 708-343-7738 Fax: 708-343-9065  
WWW.AVWEQUIPMENT.COM

**- COMPANY PROPRIETARY NOTE -**  
THIS DRAWING AND ITS DESIGNS ARE PROPERTY OF AVW EQUIPMENT CO. & IT IS NOT TO BE USED OR REPRODUCED WITHOUT THE PERMISSION FROM AVW CO.

DRAWN BY	Jibin	CUSTOMER: AVW EQUIPMENT CO.	
CHECKED BY		PROJECT: OT2-WA1 Octa <sup>2</sup> Wrap Around	
QTY		DESCRIPTION: Plate #5/16" x 14-1/2" x 3-3/4"	
RELEASE DATE	6/30/2022	PART NUMBER: WA10KAB	REV# 1
DIMENSION ARE IN INCHES & PROVIDED PRIOR TO SURFACE TREATMENTS, UNLESS NOTED.		SIZE A	EST WEIGHT:
PATH: L:\Libraries\AVW Components\Plates\Motor Mount Plates\Hydraulic Motor Plates\MMP [14.5 in x 3.75 in][Side].ipt		SHEET 53 of 54	

# WA5KB-0508 - Stub Shaft 1 1/2"D x 9" LG.



SECTION AD-AD

Parts List			
ITEM	PART NUMBER	QTY	DESCRIPTION
1	WA5KBB	1	Round Plate #1/2" x 3 5/8" D
2	WA5KBC	1	Shaft OD 1.5" x8 1_2" LG
3	WA5KBA	1	Key #1/8" x 1/4" x 1 1/2" LG



AVW EQUIPMENT CO., INC.  
105 S. 9TH AVENUE  
MAYWOOD, IL 60153  
Tel: 708-343-7738 Fax: 708-343-9065  
WWW.AVWEQUIPMENT.COM

## - COMPANY PROPRIETARY NOTE -

THIS DRAWING AND ITS DESIGNS ARE PROPERTY OF AVW EQUIPMENT CO. & IT IS NOT TO BE USED OR REPRODUCED WITHOUT THE PERMISSION FROM AVW CO.

DRAWN BY

Jibin

CUSTOMER: AVW EQUIPMENT CO.

CHECKED BY

PROJECT: OT2-WA1 Octa² Wrap Around

QTY

DESCRIPTION: Stub Shaft 1 1/2"D x 9" LG.

RELEASE DATE

6/30/2022

PART NUMBER: WA5KB-0508

REV# 1

DIMENSION ARE IN INCHES & PROVIDED PRIOR TO SURFACE TREATMENTS, UNLESS NOTED.

SIZE A

EST WEIGHT:

SHEET 54 of 54

PATH:L:\Libraries\AVW Components\Stub Shaft\Stub Shaft WA5KB\WA5KB - Stub Shaft 8.5 LG.iam