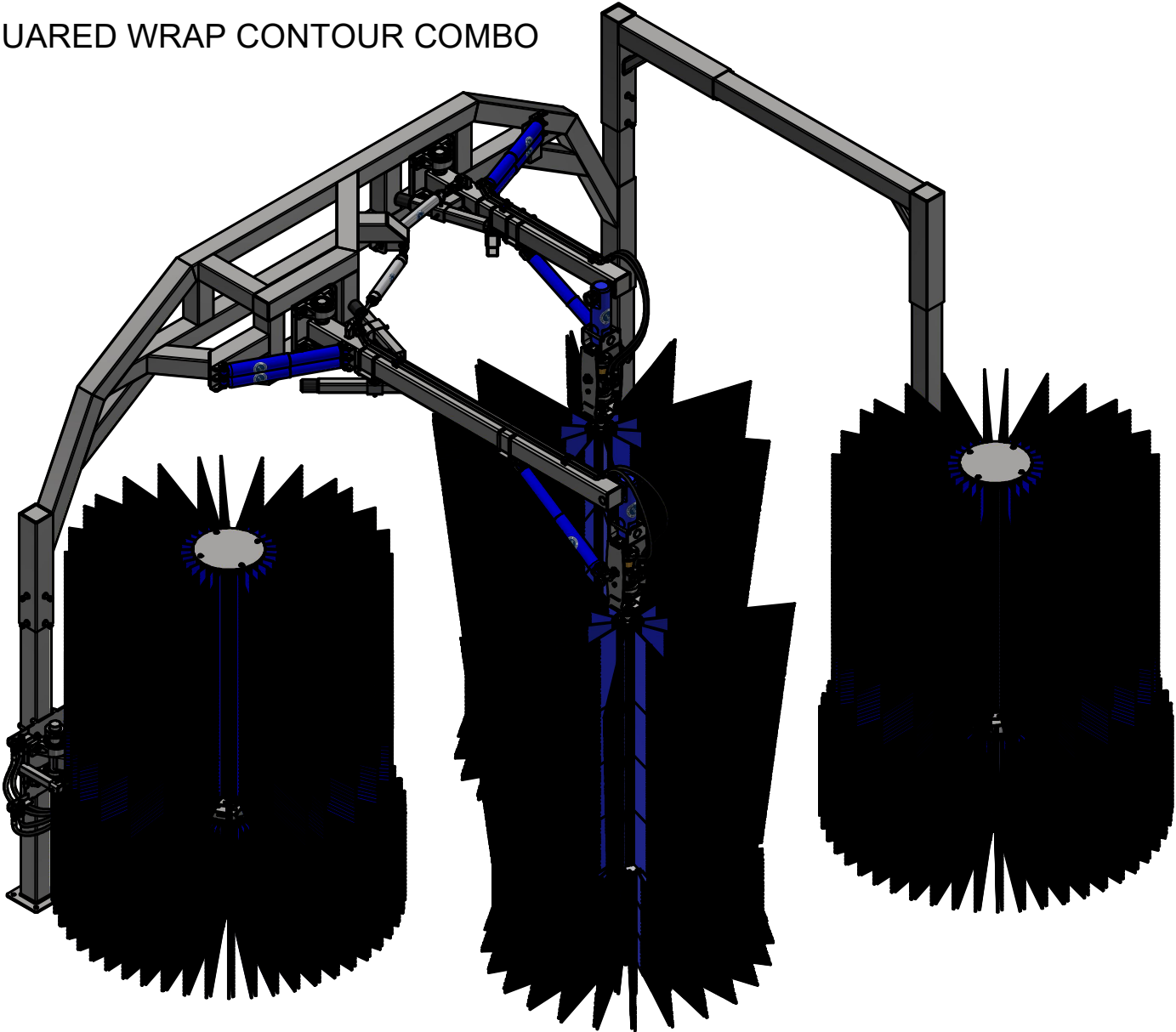


OT2-WACB0405 - OCTASQUARED WRAP CONTOUR COMBO



AVW EQUIPMENT CO., INC.  
105 S. 9TH AVENUE  
MAYWOOD, IL 60153  
Tel: 708-343-7738 Fax: 708-343-9065  
WWW.AVWEQUIPMENT.COM

**- COMPANY PROPRIETARY NOTE -**  
THIS DRAWING AND ITS DESIGNS ARE PROPERTY OF AVW EQUIPMENT CO. &  
IT IS NOT TO BE USED OR REPRODUCED WITHOUT THE PERMISSION FROM AVW CO.

DRAWN BY	Jibin	CUSTOMER: AVW EQUIPMENT	
CHECKED BY		PROJECT: OT2-WACB0405_Octasquared Wrap Contour Combo	
QTY		DESCRIPTION: OCTASQUARED WRAP CONTOUR COMBO	
RELEASE DATE	12/1/2021	PART NUMBER: OT2-WACB0405	REV# 1
DIMENSION ARE IN INCHES & PROVIDED PRIOR TO SURFACE TREATMENTS, UNLESS NOTED.		SIZE A	EST WEIGHT:
			SHEET 1 of 93

# REVISION HISTORY

ECO No.	REV	DESCRIPTION	DATE	ENGINEER	APPROVED
	1	INITIAL RELEASE	11/09/2021	JIBIN	
	1				



AVW EQUIPMENT CO., INC.  
105 S. 9TH AVENUE  
MAYWOOD, IL 60153  
Tel: 708-343-7738 Fax: 708-343-9065  
WWW.AVWEQUIPMENT.COM

## - COMPANY PROPRIETARY NOTE -

THIS DRAWING AND ITS DESIGNS ARE PROPERTY OF AVW EQUIPMENT CO. &  
IT IS NOT TO BE USED OR REPRODUCED WITHOUT THE PERMISSION FROM AVW CO.

PATH:

DRAWN BY

Jibin

CUSTOMER: AVW EQUIPMENT

CHECKED BY

PROJECT: OT2-WACB0405\_Octasquared Wrap Contour Combo

QTY

DESCRIPTION:

RELEASE  
DATE

12/1/2021

PART NUMBER:

REV# 1

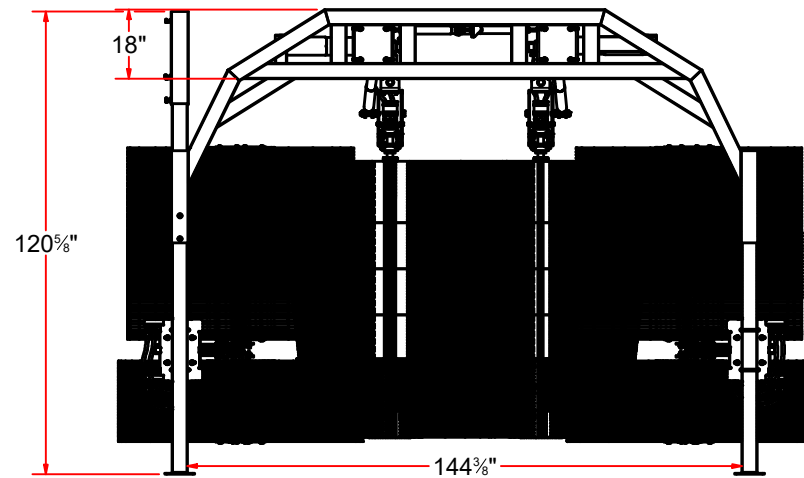
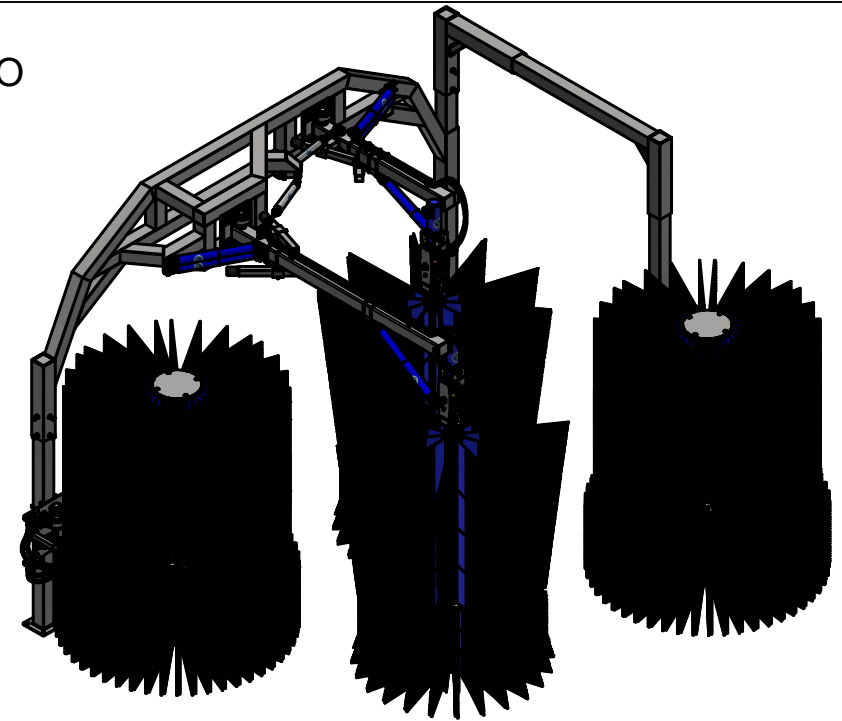
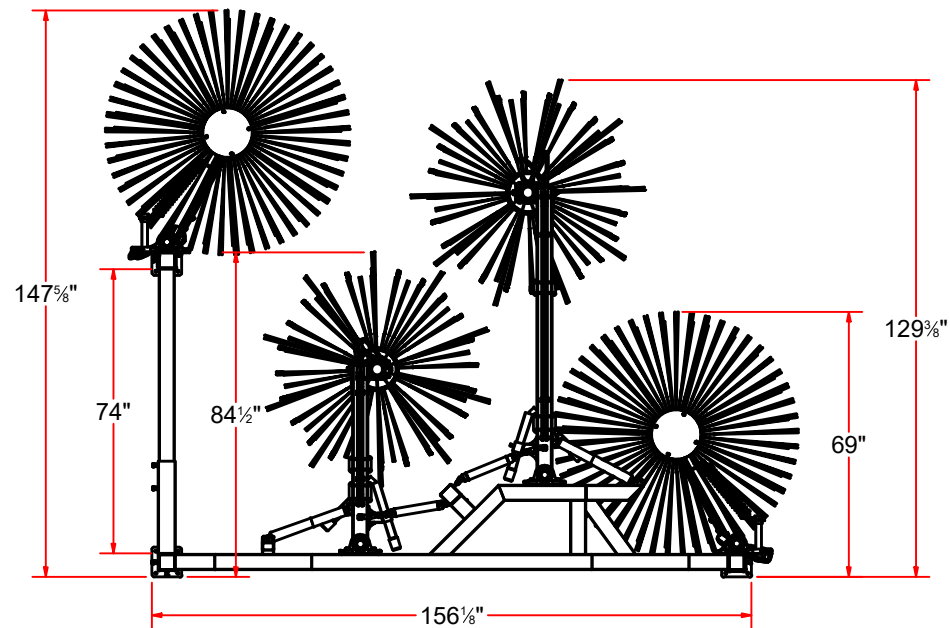
DIMENSION ARE IN INCHES & PROVIDED PRIOR  
TO SURFACE TREATMENTS, UNLESS NOTED.

SIZE  
A

EST WEIGHT:

SHEET 2 of 93

# OT2-WACB0405 - OCTASQUARED WRAP CONTOUR COMBO



AVW EQUIPMENT CO., INC.  
105 S. 9TH AVENUE  
MAYWOOD, IL 60153  
Tel: 708-343-7738 Fax: 708-343-9065  
WWW.AVWEQUIPMENT.COM

## - COMPANY PROPRIETARY NOTE -

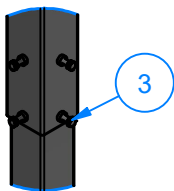
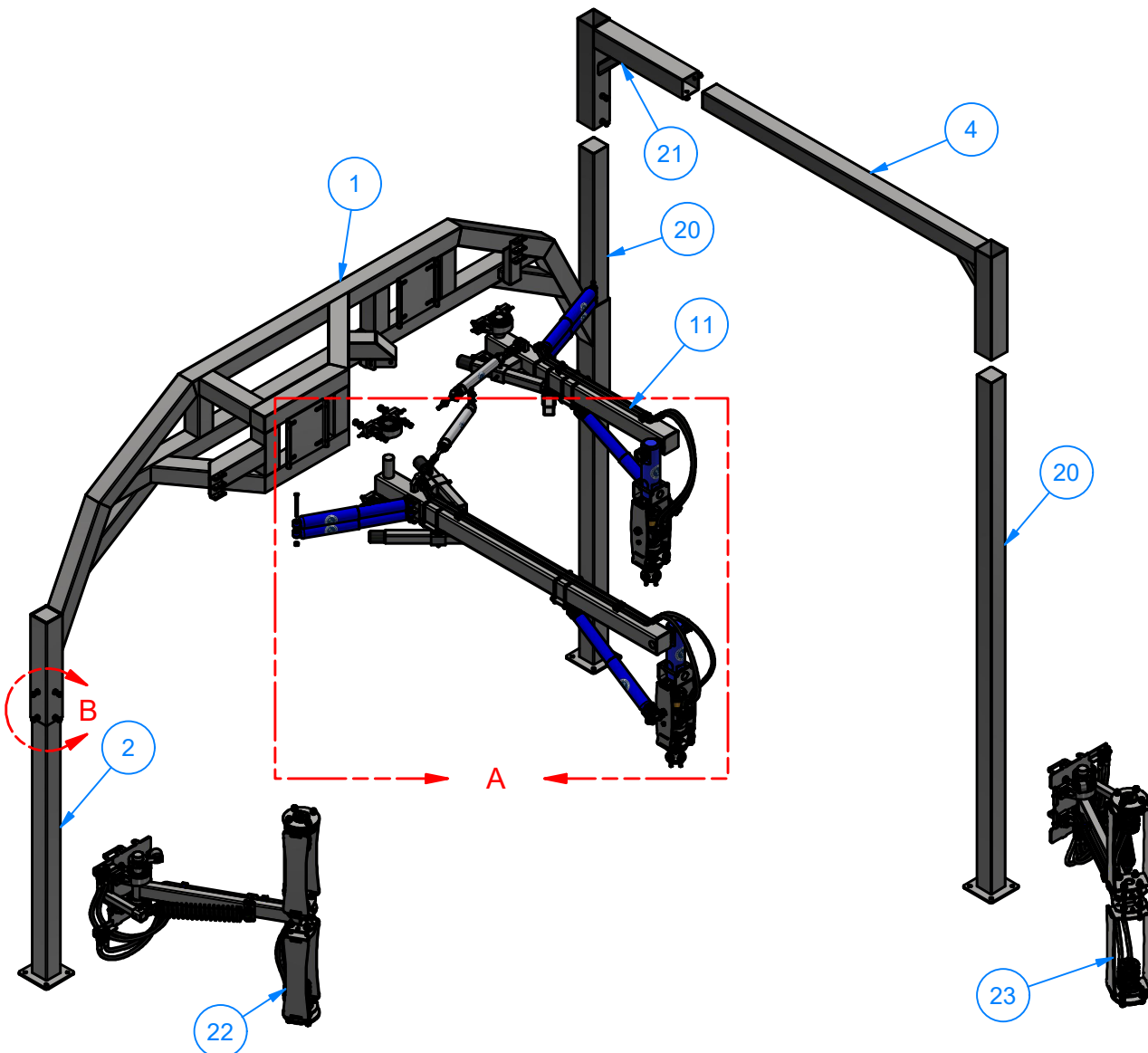
THIS DRAWING AND ITS DESIGNS ARE PROPERTY OF AVW EQUIPMENT CO. & IT IS NOT TO BE USED OR REPRODUCED WITHOUT THE PERMISSION FROM AVW CO.

DRAWN BY	Jibin	CUSTOMER: AVW EQUIPMENT	
CHECKED BY		PROJECT: OT2-WACB0405_Octasquared Wrap Contour Combo	
QTY		DESCRIPTION: OCTASQUARED WRAP CONTOUR COMBO	
RELEASE DATE	12/1/2021	PART NUMBER: OT2-WACB0405	REV# 1
DIMENSION ARE IN INCHES & PROVIDED PRIOR TO SURFACE TREATMENTS, UNLESS NOTED.		SIZE A	EST WEIGHT:
			SHEET 3 of 93

PATH:L:\Designs\Product Lines\Wraps & Combos\OT2-WACB0405\_OctaSquared Z-Wrap Contour Combo\OT2-WACB0405.iam

Parts List		
ITEM	QTY	DESCRIPTION
1	1	Octasquared Z-Wrap Crossbar
2	1	Octasquare Empty Arch Leg - 84" LG.
3	20	1/2" - 13 x 1.25" UNC Hex Screw
4	1	74" LG.Extension Arm-Weldment
5	4	2" Pillow Block
6	8	5/16"-18 x 1" L Hex Screw
7	8	1/2"-13UNCx 2 1/2"LG.HexScrew
8	16	1/2" Flat Washer
9	8	1/2-13 Hex Nut
10	1	Wrap Arm Assy (Passenger Side)
11	1	Straight Wrap Arm (Driver Side 48")
12	4	Shock Absorber W/ UHMW 3/8" ID
13	4	Pin 3/8" x 5" LG
14	4	3/8" Set Screw Collar
15	2	Retract Air Cylinder 2" x 10" (OPTIONAL)
16	2	Wrap Around Shaft Assembly
17	2	1 1/2" ID Split Collar
18	2	Wrap Stabilizer Kit (OPTIONAL)
19	4	Wrap Hose Assembly
20	2	Sq. Leg Straight 120" LG
21	1	4 1_2" 24LG Sleeves Assy
22	1	PASSENGER SIDE ARM ASSEMBLY [HYDRAULIC]
23	1	DRIVER SIDE ARM ASSEMBLY [HYDRAULIC]
24	8	1/2" Split Lock Washer

## OT2-WACB0405 - OCTASQUARED WRAP CONTOUR COMBO



**DETAIL B**



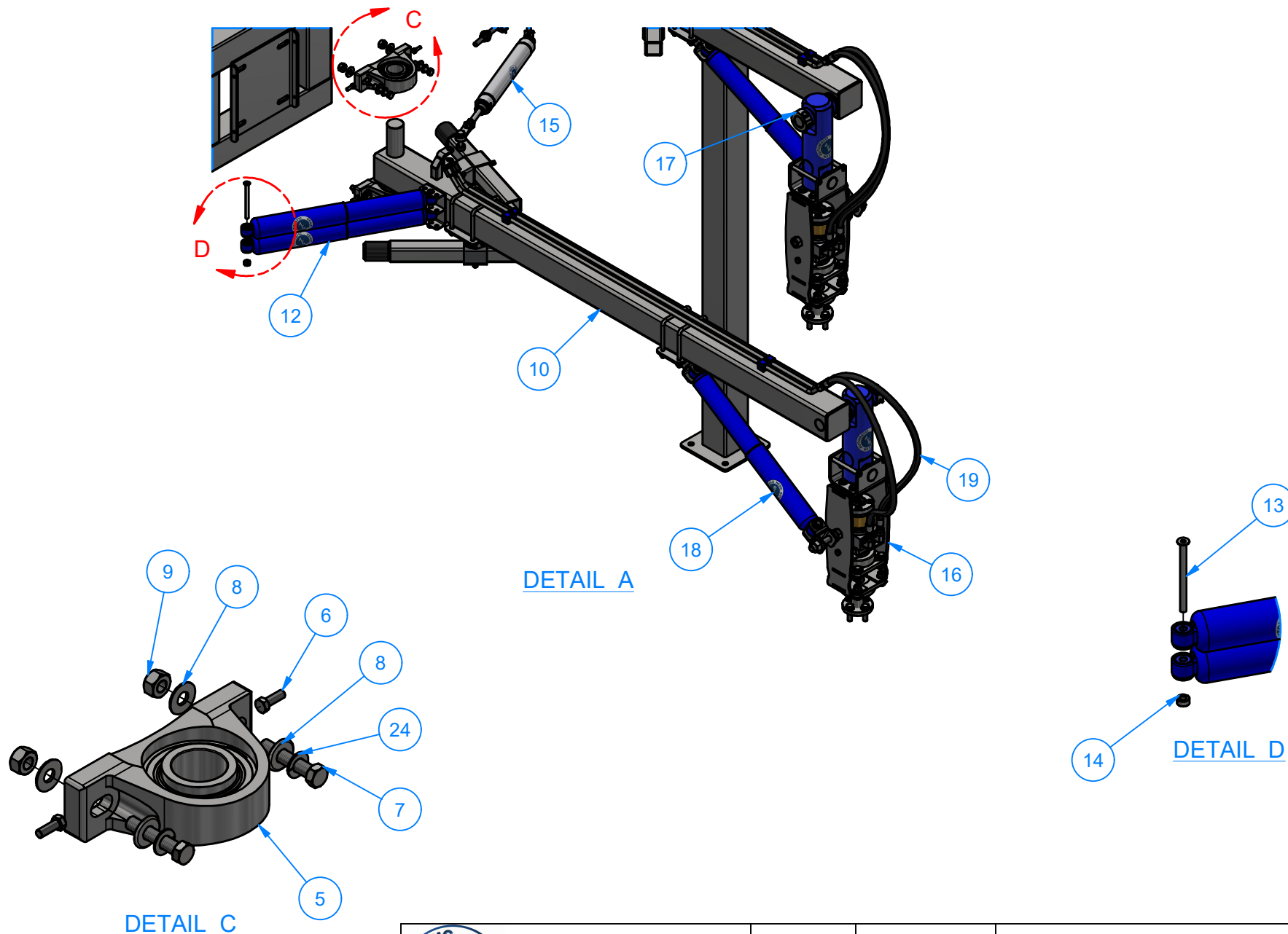
AVW EQUIPMENT CO., INC.  
105 S. 9TH AVENUE  
MAYWOOD, IL 60153  
Tel: 708-343-7738 Fax: 708-343-9065  
WWW.AVWEQUIPMENT.COM

**- COMPANY PROPRIETARY NOTE -**  
THIS DRAWING AND ITS DESIGNS ARE PROPERTY OF AVW EQUIPMENT CO. &  
IT IS NOT TO BE USED OR REPRODUCED WITHOUT THE PERMISSION FROM AVW CO.

DRAWN BY	Jibin	CUSTOMER: AVW EQUIPMENT	
CHECKED BY		PROJECT: OT2-WACB0405_Octasquared Wrap Contour Combo	
QTY		DESCRIPTION: OCTASQUARED WRAP CONTOUR COMBO	
RELEASE DATE	12/1/2021	PART NUMBER: OT2-WACB0405	REV# 1
DIMENSION ARE IN INCHES & PROVIDED PRIOR TO SURFACE TREATMENTS, UNLESS NOTED.		SIZE A	EST WEIGHT:
			SHEET 4 of 93

PATH:L:\Designs\Product Lines\Wraps & Combos\OT2-WACB0405\_OctaSquared Z-Wrap Contour Combo\OT2-WACB0405.iam





AVW EQUIPMENT CO., INC.  
105 S. 9TH AVENUE  
MAYWOOD, IL 60153  
Tel: 708-343-7738 Fax: 708-343-9065  
WWW.AVWEQUIPMENT.COM

**- COMPANY PROPRIETARY NOTE -**

THIS DRAWING AND ITS DESIGNS ARE PROPERTY OF AVW EQUIPMENT CO. & IT IS NOT TO BE USED OR REPRODUCED WITHOUT THE PERMISSION FROM AVW CO.

DRAWN BY

Jibin

CUSTOMER: AVW EQUIPMENT

CHECKED BY

PROJECT: OT2-WACB0405\_Octasquared Wrap Contour Combo

QTY

DESCRIPTION: OCTASQUARED WRAP CONTOUR COMBO

RELEASE DATE

12/1/2021

PART NUMBER: OT2-WACB0405

REV# 1

DIMENSION ARE IN INCHES & PROVIDED PRIOR TO SURFACE TREATMENTS, UNLESS NOTED.

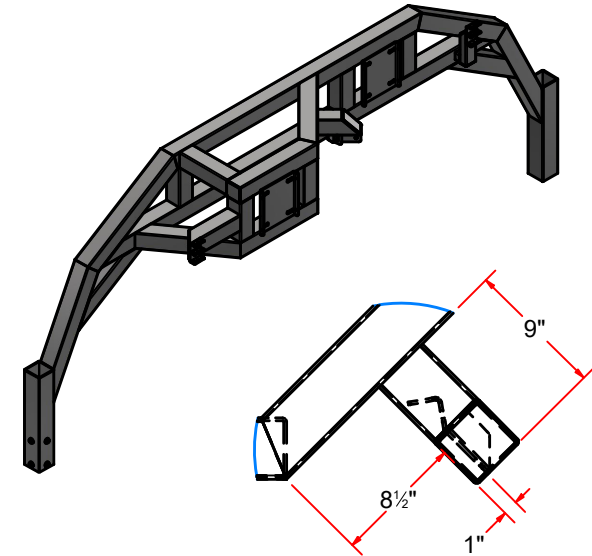
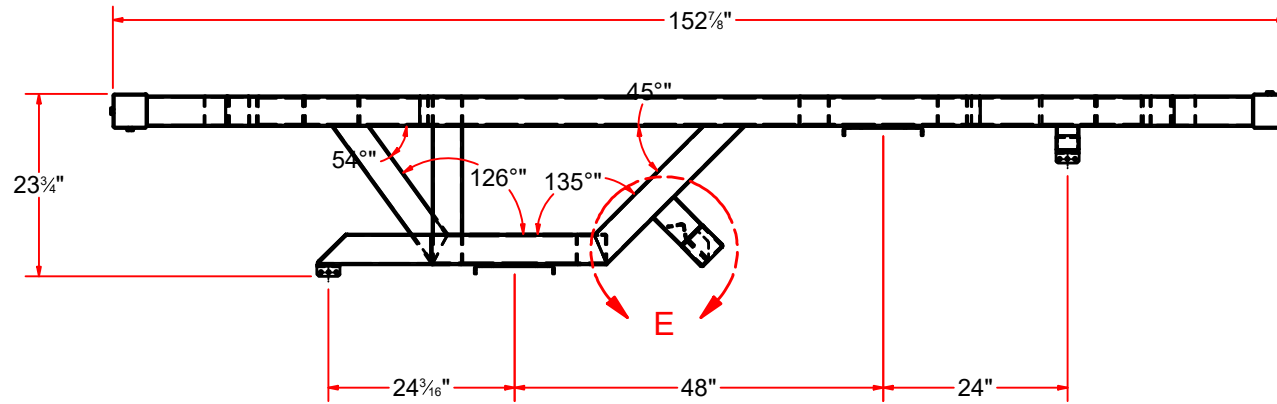
SIZE  
**A**

EST WEIGHT:

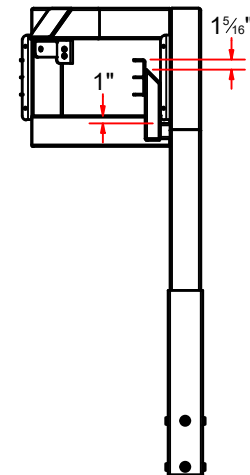
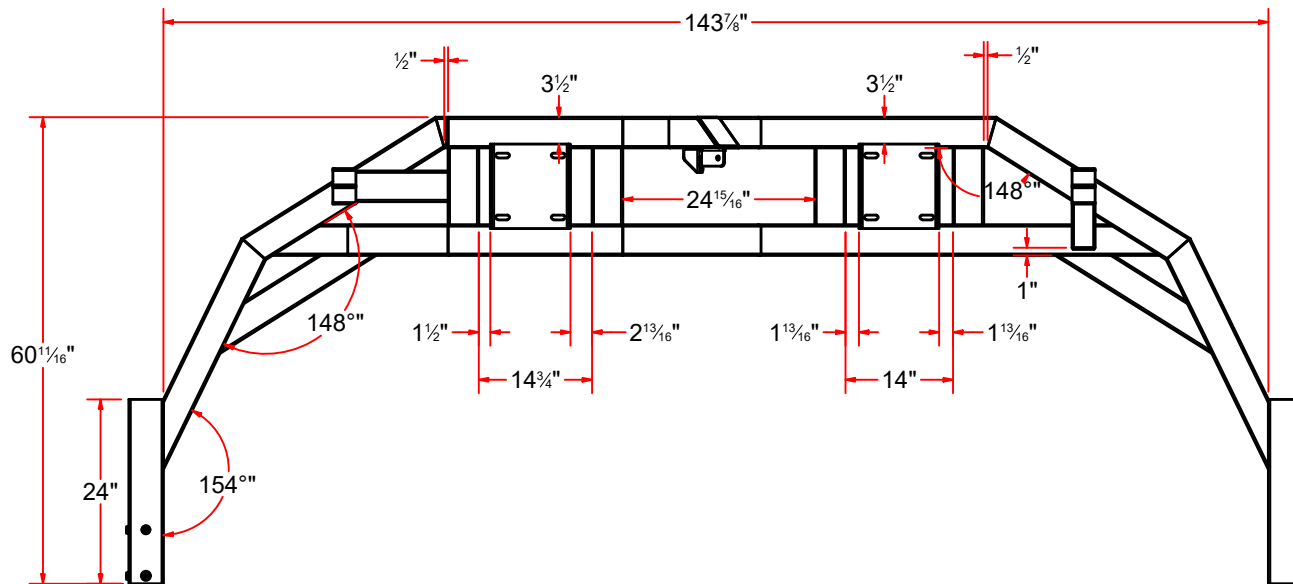
SHEET 5 of 93

PATH:L:\Designs\Product Lines\Wraps & Combos\OT2-WACB0405\_OctaSquared Z-Wrap Contour Combo\OT2-WACB0405.iam

# OT2-WACB0405A - Octasquared Z-Wrap Crossbar



DETAIL E



AVW EQUIPMENT CO., INC.  
105 S. 9TH AVENUE  
MAYWOOD, IL 60153  
Tel: 708-343-7738 Fax: 708-343-9065  
WWW.AVWEQUIPMENT.COM

## - COMPANY PROPRIETARY NOTE -

THIS DRAWING AND ITS DESIGNS ARE PROPERTY OF AVW EQUIPMENT CO. & IT IS NOT TO BE USED OR REPRODUCED WITHOUT THE PERMISSION FROM AVW CO.

DRAWN BY

Jibin

CUSTOMER: AVW EQUIPMENT

CHECKED BY

PROJECT: OT2-WACB0405\_Octasquared Wrap Contour Combo

QTY

DESCRIPTION: Octasquared Z-Wrap Crossbar

RELEASE DATE

12/1/2021

PART NUMBER: OT2-WACB0405A

REV# 1

DIMENSION ARE IN INCHES & PROVIDED PRIOR TO SURFACE TREATMENTS, UNLESS NOTED.

SIZE A

EST WEIGHT:

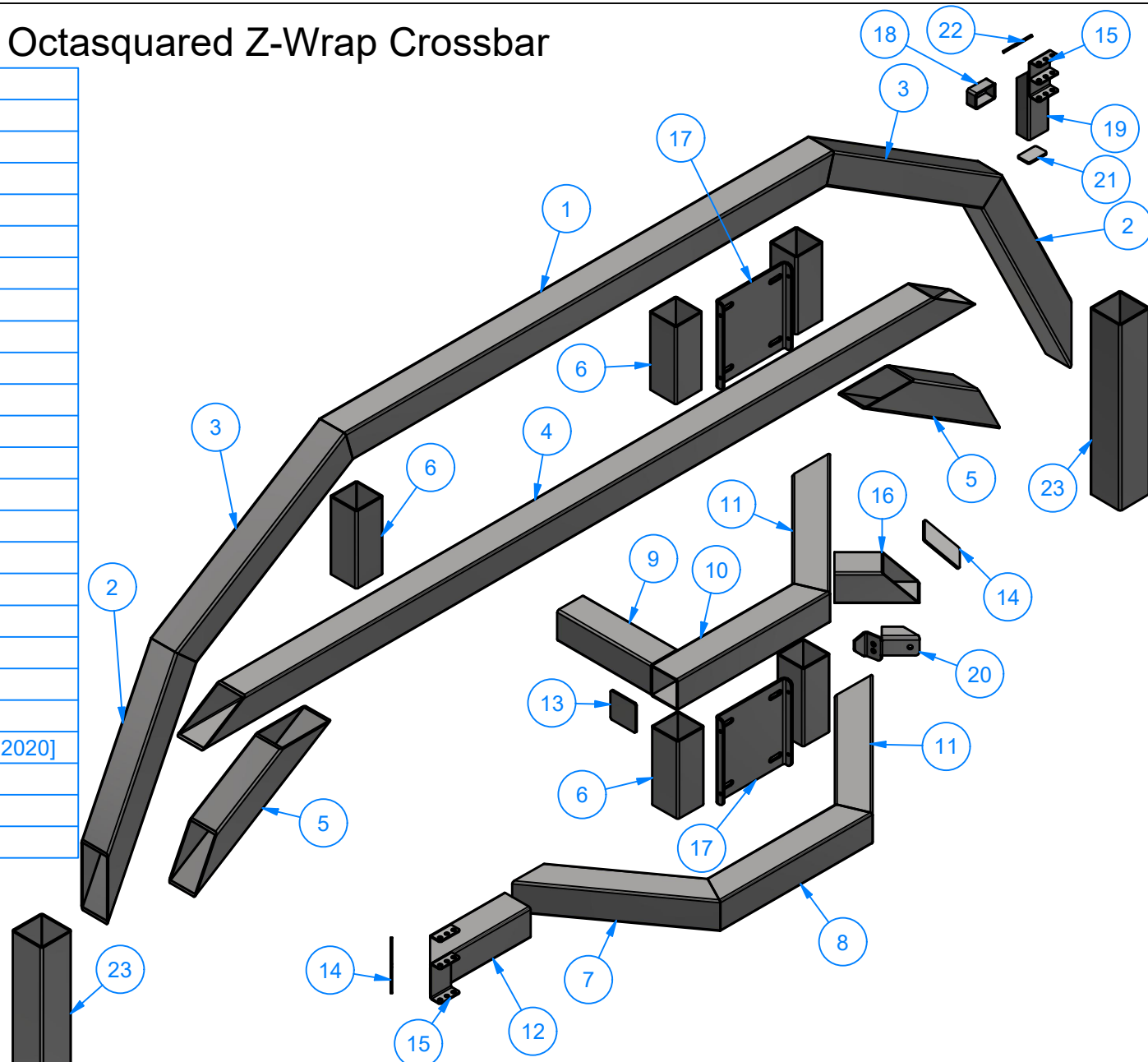
SHEET 6 of 93

PATH:L:\Libraries\Productivity\Frames\Octasquared Frames\OT2-WACB0405A\_Octasquared Z-Wrap Crossbar\OT2-WACB0405A.iam

# OT2-WACB0405A - Octasquared Z-Wrap Crossbar

## Parts List

ITEM	QTY	DESCRIPTION
1	1	SqTubing [7Ga.] 4" x 73" LG
2	2	SqTubing [7 Ga.] 4"x 31 1/2"LG
3	2	SqTubing[7Ga.] 4" x 29 3/4" LG
4	1	Sq. Tube 4"x 115 1/2"LG.
5	2	Sq. Tube [7 Ga] 4"x 24"LG.
6	5	Sq. Tube [7 Ga] 4"x 10"LG.
7	1	Sq. Tube [7 Ga] 4"x 22 1/4"LG.
8	1	Sq. Tube [7 Ga] 4"x 22 3/4"LG.
9	1	Sq. Tube [7 Ga] 4"x 14"LG.
10	1	Sq. Tube [7 Ga] 4"x 22 3/4"LG.
11	2	Sq. Tube [7 Ga] 4"x 25 7/16"LG.
12	1	Sq. Tube [7 Ga] 4"x 15"LG.
13	1	Plate #3/16"x 3 3/4"x 3 3/4"
14	2	Plate #3/16"x 5 1/4"x 3 3/4"
15	2	Dual Shock Absorber Bracket
16	1	SqTubing [7Ga.] 4" x 9" LG
17	2	Sheet Metal [3 Ga.] 11" x 12"
18	1	Rct Tube[7Ga] 2"x 3"x 1 1/4"LG
19	1	Rct Tube [7Ga] 2"x 3"x 9"LG
20	1	Air Cylinder Mounting Bracket [Ver 2020]
21	1	Sheet Meta l#3/16"x 1 3/4"x 2 3/4"
22	1	Sheet Meta l#3/16"x 2 1/2"x 2 3/4"
23	2	Sleeve 4 1/2" SQ. x 24" LG.



AVW EQUIPMENT CO., INC.  
105 S. 9TH AVENUE  
MAYWOOD, IL 60153  
Tel: 708-343-7738 Fax: 708-343-9065  
WWW.AVWEQUIPMENT.COM

### - COMPANY PROPRIETARY NOTE -

THIS DRAWING AND ITS DESIGNS ARE PROPERTY OF AVW EQUIPMENT CO. & IT IS NOT TO BE USED OR REPRODUCED WITHOUT THE PERMISSION FROM AVW CO.

DRAWN BY

Jibin

CUSTOMER: AVW EQUIPMENT

CHECKED BY

PROJECT: OT2-WACB0405\_Octasquared Wrap Contour Combo

QTY

DESCRIPTION: Octasquared Z-Wrap Crossbar

RELEASE DATE

12/1/2021

PART NUMBER: OT2-WACB0405A

REV# 1

DIMENSION ARE IN INCHES & PROVIDED PRIOR TO SURFACE TREATMENTS, UNLESS NOTED.

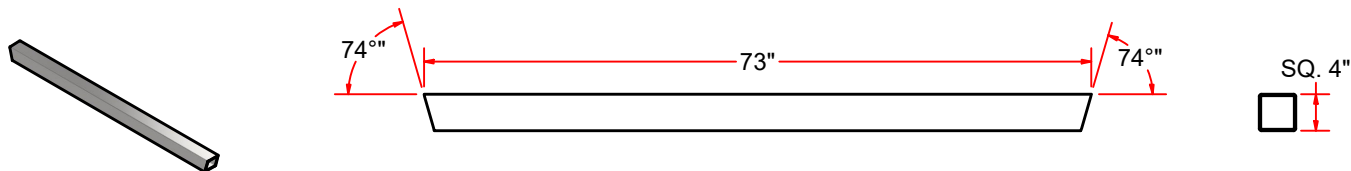
SIZE A

EST WEIGHT:

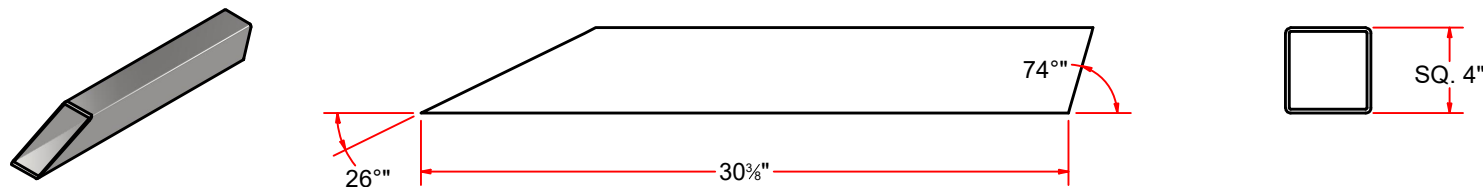
SHEET 7 of 93

PATH:L:\Libraries\Productivity\Frames\Octasquared Frames\OT2-WACB0405A\_Octasquared Z-Wrap Crossbar\OT2-WACB0405A.iam

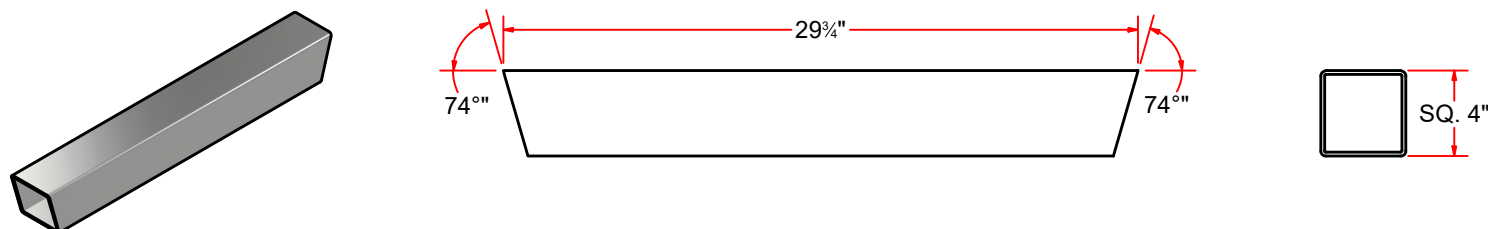
## SqTubing [7Ga.] 4" x 73" LG



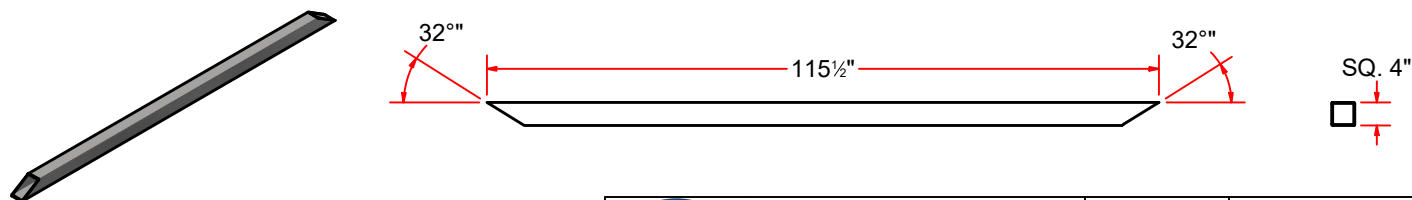
## SqTubing [7 Ga.] 4"x 31 1/2"LG



## SqTubing[7Ga.] 4" x 29 3/4" LG



## Sq. Tube 4"x 115 1/2"LG.



AVW EQUIPMENT CO., INC.  
105 S. 9TH AVENUE  
MAYWOOD, IL 60153  
Tel: 708-343-7738 Fax: 708-343-9065  
WWW.AVWEQUIPMENT.COM

### - COMPANY PROPRIETARY NOTE -

THIS DRAWING AND ITS DESIGNS ARE PROPERTY OF AVW EQUIPMENT CO. & IT IS NOT TO BE USED OR REPRODUCED WITHOUT THE PERMISSION FROM AVW CO.

DRAWN BY

Jibin

CUSTOMER: AVW EQUIPMENT

CHECKED BY

PROJECT: OT2-WACB0405\_Octasquared Wrap Contour Combo

QTY

DESCRIPTION: SqTubing [7Ga.] 4" x 73" LG

RELEASE DATE

12/1/2021

PART NUMBER: OT2-AA0BA

REV# 1

DIMENSION ARE IN INCHES & PROVIDED PRIOR TO SURFACE TREATMENTS, UNLESS NOTED.

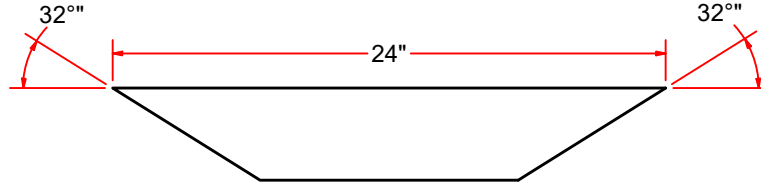
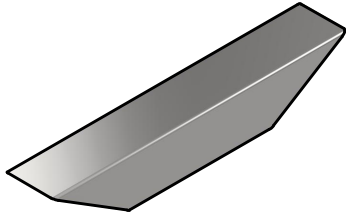
SIZE A

EST WEIGHT:

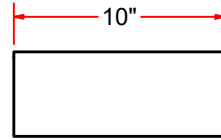
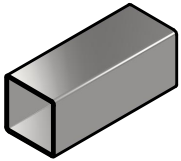
SHEET 8 of 93

PATH:L:\Libraries\Productivity\Arches\OctaSquared Empty Arch Crossbar\_OT2-AA0B [Rev2]\Parts\OT2-AA0BA.ipt

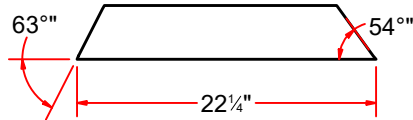
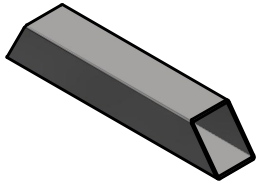
### Sq. Tube [7 Ga] 4"x 24"LG.



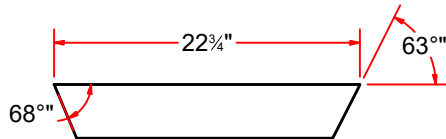
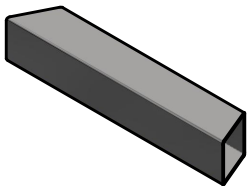
### Sq. Tube [7 Ga] 4"x 10"LG.



### Sq. Tube [7 Ga] 4"x 22 1/4"LG.



### Sq. Tube [7 Ga] 4"x 22 3/4"LG.



AVW EQUIPMENT CO., INC.  
105 S. 9TH AVENUE  
MAYWOOD, IL 60153  
Tel: 708-343-7738 Fax: 708-343-9065  
WWW.AVWEQUIPMENT.COM

#### - COMPANY PROPRIETARY NOTE -

THIS DRAWING AND ITS DESIGNS ARE PROPERTY OF AVW EQUIPMENT CO. & IT IS NOT TO BE USED OR REPRODUCED WITHOUT THE PERMISSION FROM AVW CO.

DRAWN BY

Jibin

CUSTOMER: AVW EQUIPMENT

CHECKED BY

PROJECT: OT2-WACB0405\_Octasquared Wrap Contour Combo

QTY

DESCRIPTION: Sq. Tube [7 Ga] 4"x 24"LG.

RELEASE DATE

12/1/2021

PART NUMBER: OT2-2WAMC2AB

REV# 1

DIMENSION ARE IN INCHES & PROVIDED PRIOR TO SURFACE TREATMENTS, UNLESS NOTED.

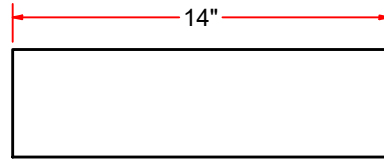
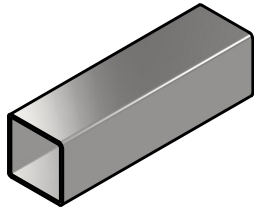
SIZE  
A

EST WEIGHT:

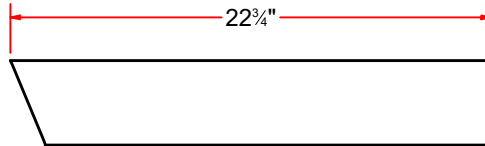
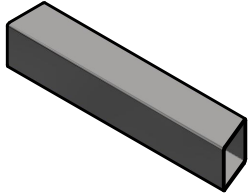
SHEET 9 of 93

PATH:L:\Libraries\Productivity\Frames\OctaSquared Frames\OT2-WA1C\_Wrap Around Crossbar\Parts\OT2-WA1CB.ipt

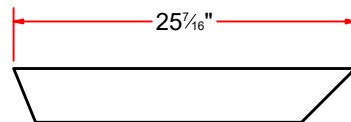
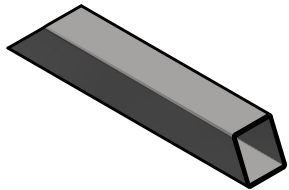
### Sq. Tube [7 Ga] 4"x 14"LG.



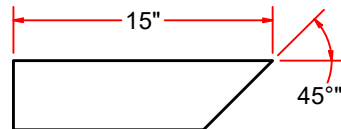

### Sq. Tube [7 Ga] 4"x 22 3/4"LG.



### Sq. Tube [7 Ga] 4"x 25 7/16"LG.



### Sq. Tube [7 Ga] 4"x 15"LG.



AVW EQUIPMENT CO., INC.  
105 S. 9TH AVENUE  
MAYWOOD, IL 60153  
Tel: 708-343-7738 Fax: 708-343-9065  
WWW.AVWEQUIPMENT.COM

#### - COMPANY PROPRIETARY NOTE -

THIS DRAWING AND ITS DESIGNS ARE PROPERTY OF AVW EQUIPMENT CO. & IT IS NOT TO BE USED OR REPRODUCED WITHOUT THE PERMISSION FROM AVW CO.

DRAWN BY

Jibin

CUSTOMER: AVW EQUIPMENT

CHECKED BY

PROJECT: OT2-WACB0405\_Octasquared Wrap Contour Combo

QTY

DESCRIPTION: Sq. Tube [7 Ga] 4"x 14"LG.

RELEASE DATE

12/1/2021

PART NUMBER: SQTSS07GX400X01400

REV# 1

DIMENSION ARE IN INCHES & PROVIDED PRIOR TO SURFACE TREATMENTS, UNLESS NOTED.

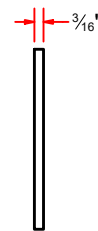
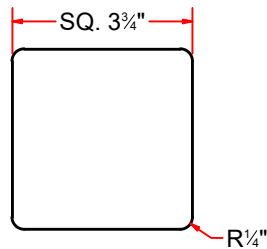
SIZE  
A

EST WEIGHT:

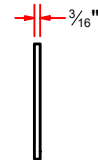
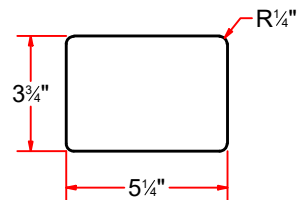

SHEET 10 of 93

PATH:L:\Libraries\Parts\Tubing\Square Tubing\Sq.Tubing 4 in\Sq. Tubing [7 Gauge] 4 in x 14 in LG.ipt

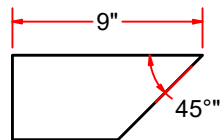
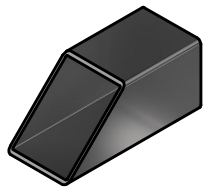
## Plate #3/16"x 3 3/4"x 3 3/4"



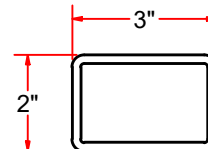
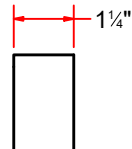
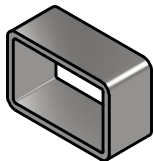
## Plate #3/16"x 5 1/4"x 3 3/4"



## SqTubing [7Ga.] 4" x 9" LG



## Rct Tube[7Ga] 2"x 3"x 1 1/4"LG



AVW EQUIPMENT CO., INC.  
105 S. 9TH AVENUE  
MAYWOOD, IL 60153  
Tel: 708-343-7738 Fax: 708-343-9065  
WWW.AVWEQUIPMENT.COM

### - COMPANY PROPRIETARY NOTE -

THIS DRAWING AND ITS DESIGNS ARE PROPERTY OF AVW EQUIPMENT CO. & IT IS NOT TO BE USED OR REPRODUCED WITHOUT THE PERMISSION FROM AVW CO.

DRAWN BY

Jibin

CUSTOMER: AVW EQUIPMENT

CHECKED BY

PROJECT: OT2-WACB0405\_Octasquared Wrap Contour Combo

QTY

DESCRIPTION: Plate #3/16"x 3 3/4"x 3 3/4"

RELEASE DATE

12/1/2021

PART NUMBER: PLSS187X0375X0375X0H

REV# 1

DIMENSION ARE IN INCHES & PROVIDED PRIOR TO SURFACE TREATMENTS, UNLESS NOTED.

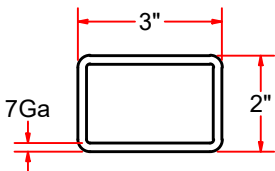
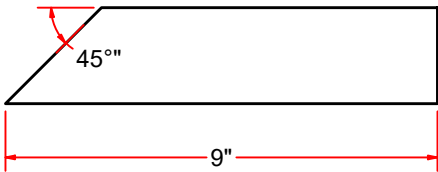

SIZE  
A

EST WEIGHT:

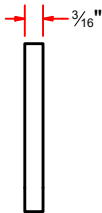
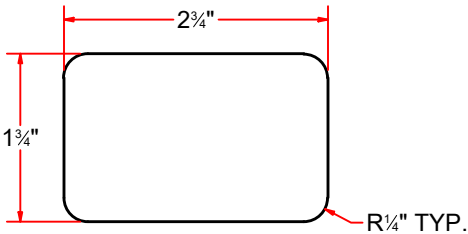

SHEET 11 of 93

PATH:L:\Libraries\AVW Components\Plates\3\_16in Plates\SHEET METAL [3\_16] 3 3\_4 x 3 3\_4 LG.ipt

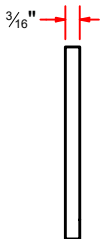
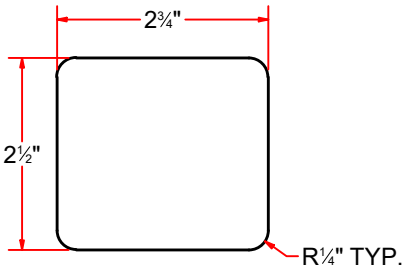

Rct Tube [7Ga] 2"x 3"x 9"LG



Sheet Meta l#3/16"x 1 3/4"x 2 3/4"



Sheet Meta l#3/16"x 2 1/2"x 2 3/4"



AVW EQUIPMENT CO., INC.  
105 S. 9TH AVENUE  
MAYWOOD, IL 60153  
Tel: 708-343-7738 Fax: 708-343-9065  
WWW.AVWEQUIPMENT.COM

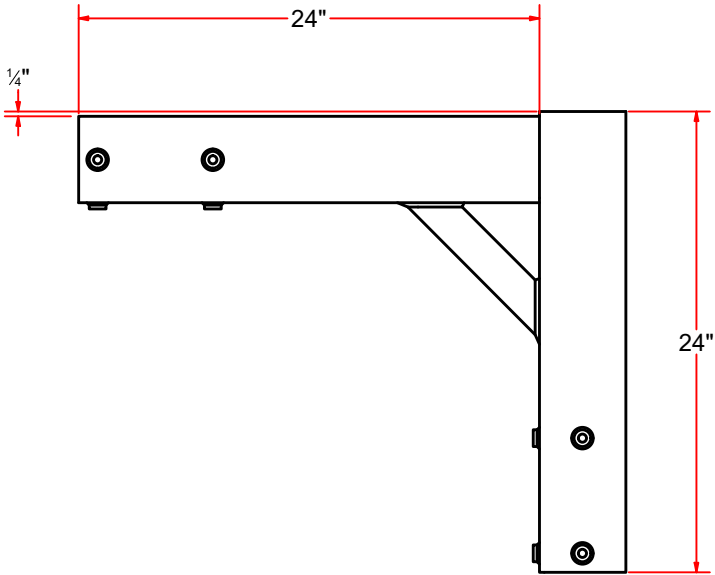
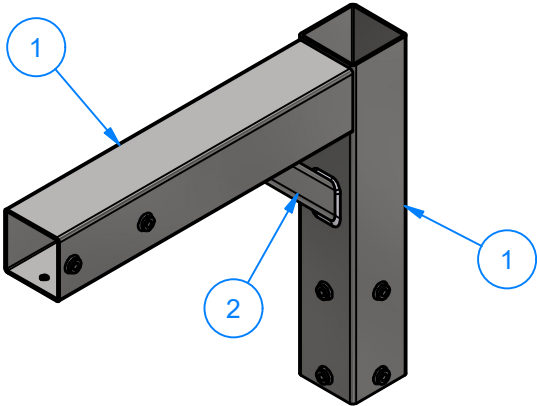
- COMPANY PROPRIETARY NOTE -  
THIS DRAWING AND ITS DESIGNS ARE PROPERTY OF AVW EQUIPMENT CO. &  
IT IS NOT TO BE USED OR REPRODUCED WITHOUT THE PERMISSION FROM AVW CO.

DRAWN BY	Jibin	CUSTOMER: AVW EQUIPMENT	
CHECKED BY		PROJECT: OT2-WACB0405_Octasquared Wrap Contour Combo	
QTY		DESCRIPTION: Rct Tube [7Ga] 2"x 3"x 9"LG	
RELEASE DATE	12/1/2021	PART NUMBER: OT2-2WAMC2AI	REV# 1
DIMENSION ARE IN INCHES & PROVIDED PRIOR TO SURFACE TREATMENTS, UNLESS NOTED.		SIZE A	EST WEIGHT: SHEET 12 of 93

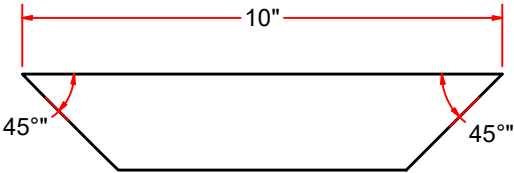



WACB0405C - 4 1\_2" 24LG Sleeves Assy

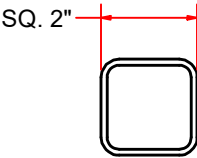
Parts List		
ITEM	QTY	DESCRIPTION
1	2	Sleeve 4 1/2" SQ. x 24" LG.
2	1	Sq.Tube [11Ga] 2"x 2"x 16"LG



Sq.Tube [11Ga] 2"x 2"x 16"LG



VIEW71



VIEW72



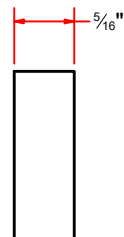
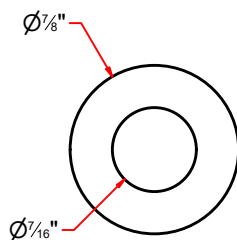
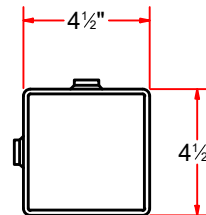
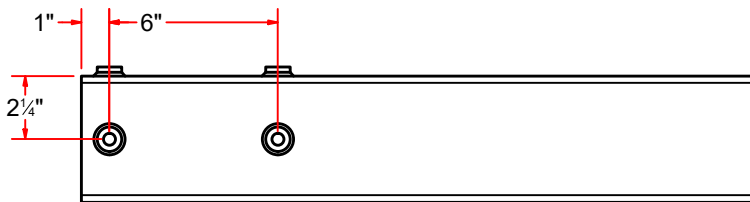
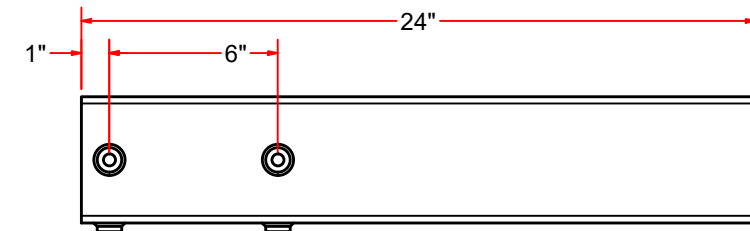
AVW EQUIPMENT CO., INC.  
105 S. 9TH AVENUE  
MAYWOOD, IL 60153  
Tel: 708-343-7738 Fax: 708-343-9065  
WWW.AVWEQUIPMENT.COM

- COMPANY PROPRIETARY NOTE -  
THIS DRAWING AND ITS DESIGNS ARE PROPERTY OF AVW EQUIPMENT CO. &  
IT IS NOT TO BE USED OR REPRODUCED WITHOUT THE PERMISSION FROM AVW CO.

DRAWN BY	Jibin	CUSTOMER: AVW EQUIPMENT	
CHECKED BY		PROJECT: OT2-WACB0405_Octasquared Wrap Contour Combo	
QTY		DESCRIPTION: 4 1_2" 24LG Sleeves Assy	
RELEASE DATE	12/1/2021	PART NUMBER: WACB0405C	REV# 1
DIMENSION ARE IN INCHES & PROVIDED PRIOR TO SURFACE TREATMENTS, UNLESS NOTED.		SIZE A	EST WEIGHT: SHEET 13 of 93

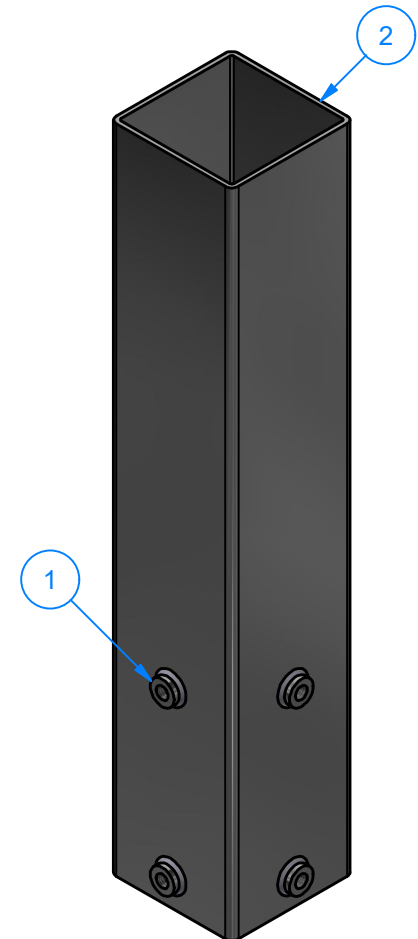
# Sleeve 4 1/2" SQ. x 24" LG.

Parts List		
ITEM	QTY	DESCRIPTION
1	4	Sleeve Nut 1/2"
2	1	Sq.Tubing [7 Ga.] 4 1/2" x 24" LG



## NOTES:

- 1) WELD NUTS AS SHOWN.
- 2) DRILL THRU SLEEVE USING NUTS AS GUIDE.
- 3) TAP 1/2"-13 THRU ALL HOLES



AVW EQUIPMENT CO., INC.  
105 S. 9TH AVENUE  
MAYWOOD, IL 60153  
Tel: 708-343-7738 Fax: 708-343-9065  
WWW.AVWEQUIPMENT.COM

### - COMPANY PROPRIETARY NOTE -

THIS DRAWING AND ITS DESIGNS ARE PROPERTY OF AVW EQUIPMENT CO. & IT IS NOT TO BE USED OR REPRODUCED WITHOUT THE PERMISSION FROM AVW CO.

DRAWN BY

Jibin

CUSTOMER: AVW EQUIPMENT

CHECKED BY

PROJECT: OT2-WACB0405\_Octasquared Wrap Contour Combo

QTY

DESCRIPTION: Sleeve 4 1/2" SQ. x 24" LG.

RELEASE DATE

12/1/2021

PART NUMBER: WA1CC

REV# 1

DIMENSION ARE IN INCHES & PROVIDED PRIOR TO SURFACE TREATMENTS, UNLESS NOTED.

SIZE A

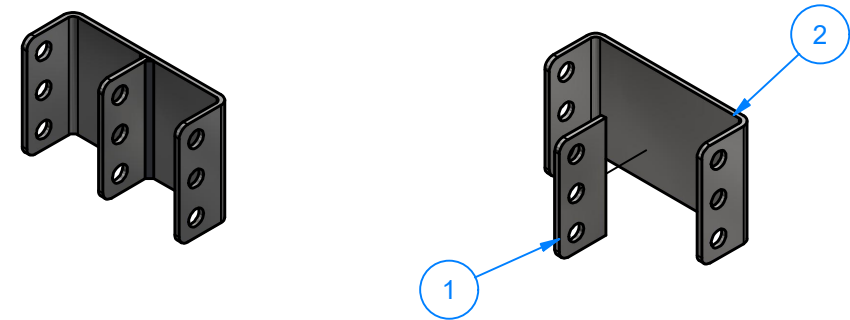
EST WEIGHT:

SHEET 14 of 93

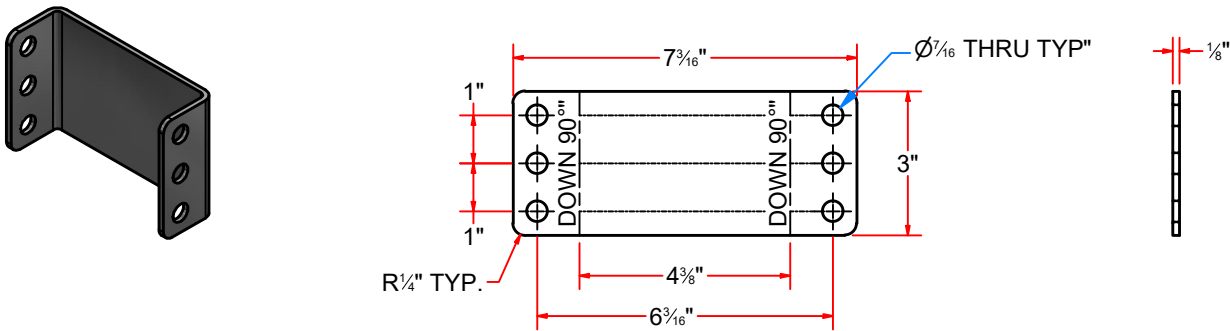
PATH:L:\Libraries\Productivity\Sleeves\Sq. Tubing [7 Gauge] 4.5 in x 24 in LG\_Weldment\Sleeve 4.5 in x 24 in LG.iam

SAB1 - Dual Shock Absorber Bracket

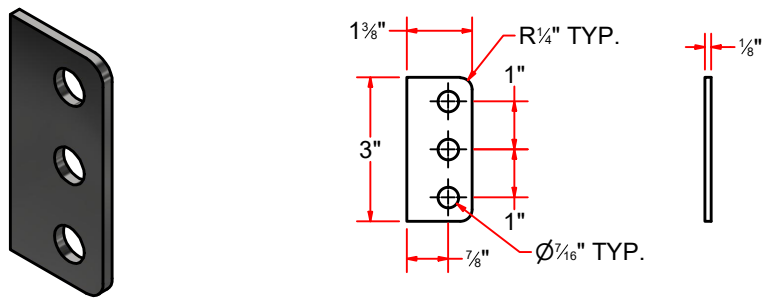
Parts List		
ITEM	QTY	DESCRIPTION
2	1	SS S.M #10Gax 3" x 7 3/16" LG.
1	1	SS S.M#10Ga x 1 3/8" x 3" LG.



SAB1A - SS S.M #10Gax 3" x 7 3/16" LG.



SAB1B - SS S.M#10Ga x 1 3/8" x 3" LG.

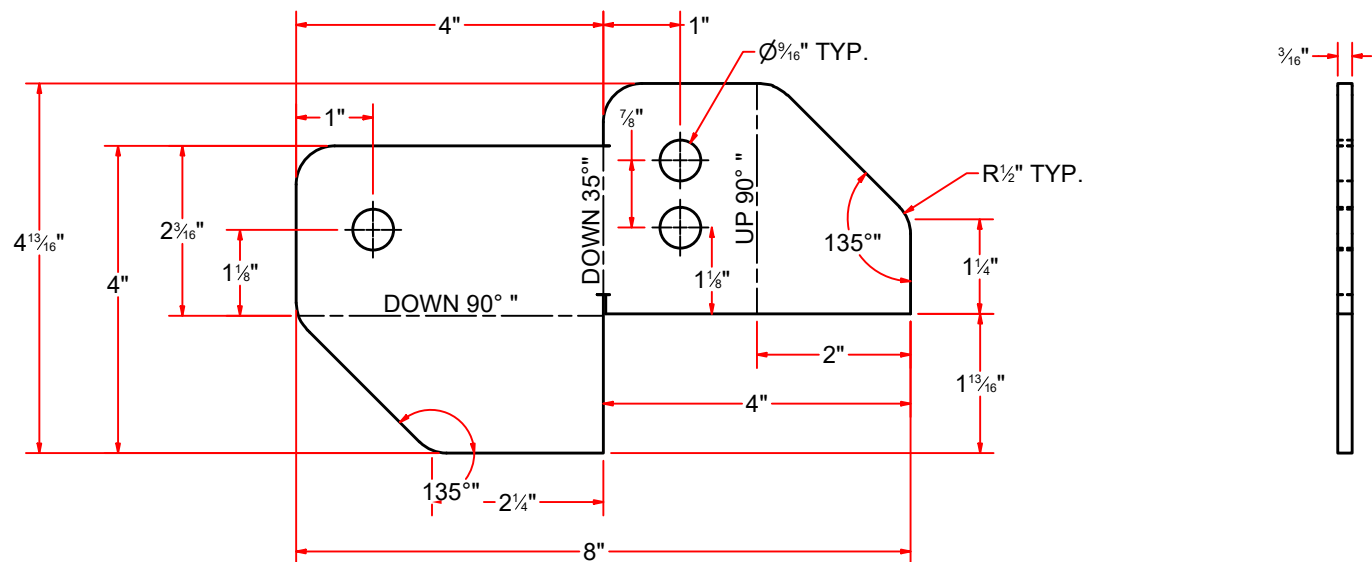
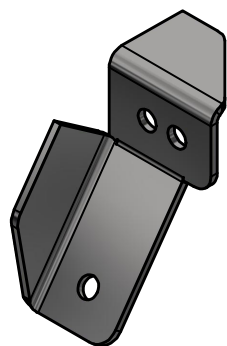


AVW EQUIPMENT CO., INC.  
105 S. 9TH AVENUE  
MAYWOOD, IL 60153  
Tel: 708-343-7738 Fax: 708-343-9065  
WWW.AVWEQUIPMENT.COM

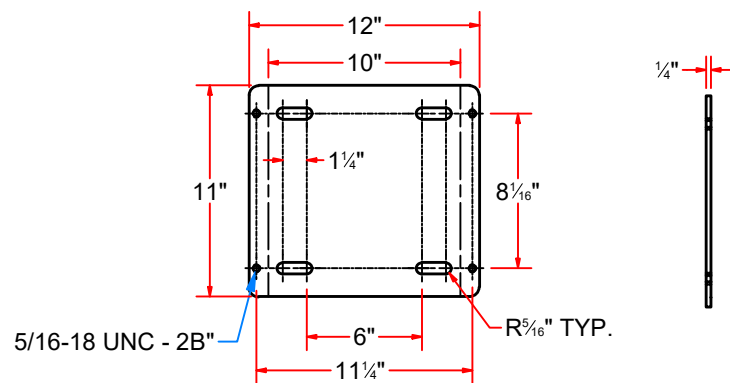
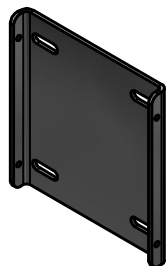
- COMPANY PROPRIETARY NOTE -  
THIS DRAWING AND ITS DESIGNS ARE PROPERTY OF AVW EQUIPMENT CO. &  
IT IS NOT TO BE USED OR REPRODUCED WITHOUT THE PERMISSION FROM AVW CO.

DRAWN BY	Jibin	CUSTOMER: AVW EQUIPMENT	
CHECKED BY		PROJECT: OT2-WACB0405_Octasquared Wrap Contour Combo	
QTY		DESCRIPTION: Dual Shock Absorber Bracket	
RELEASE DATE	12/1/2021	PART NUMBER: SAB1	REV# 1
DIMENSION ARE IN INCHES & PROVIDED PRIOR TO SURFACE TREATMENTS, UNLESS NOTED.		SIZE A	SHEET 15 of 93

WC3BAH - Air Cylinder Mounting Bracket [Ver 2020]



WA1CAC - Sheet Metal [3 Ga.] 11" x 12"



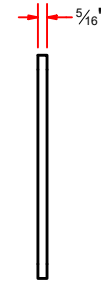
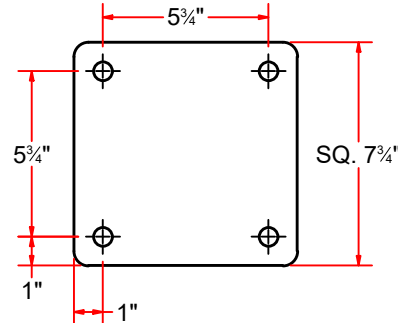
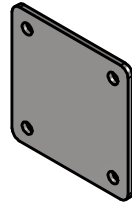
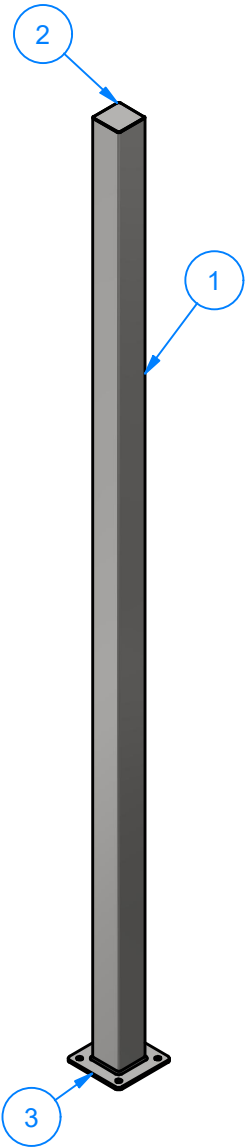
AVW EQUIPMENT CO., INC.  
105 S. 9TH AVENUE  
MAYWOOD, IL 60153  
Tel: 708-343-7738 Fax: 708-343-9065  
WWW.AVWEQUIPMENT.COM

- COMPANY PROPRIETARY NOTE -  
THIS DRAWING AND ITS DESIGNS ARE PROPERTY OF AVW EQUIPMENT CO. &  
IT IS NOT TO BE USED OR REPRODUCED WITHOUT THE PERMISSION FROM AVW CO.

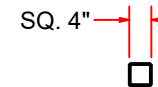
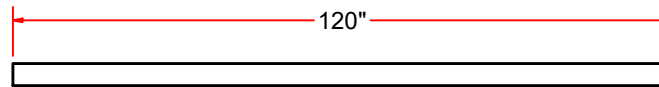
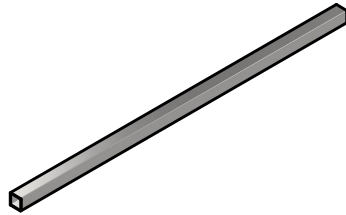
DRAWN BY	Jibin	CUSTOMER: AVW EQUIPMENT	
CHECKED BY		PROJECT: OT2-WACB0405_Octasquared Wrap Contour Combo	
QTY		DESCRIPTION: Air Cylinder Mounting Bracket [Ver 2020]	
RELEASE DATE	12/1/2021	PART NUMBER: WC3BAH	REV# 1
DIMENSION ARE IN INCHES & PROVIDED PRIOR TO SURFACE TREATMENTS, UNLESS NOTED.		SIZE A	EST WEIGHT: SHEET 16 of 93

# MC1A - Sq. Leg Straight 120" LG

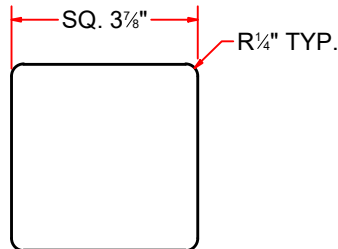

Sq. Base Plate #5/16 x 7 3/4"



Sq. Tube [7 Ga] 4"x 120"LG.




SS Sheet Metal #18Ga xSQ3 7/8"



## Parts List

ITEM	QTY	DESCRIPTION
1	1	Sq. Tube [7 Ga] 4"x 120"LG.
2	1	SS Sheet Metal #18Ga xSQ3 7/8"
3	1	Sq. Base Plate #5/16 x 7 3/4"



AVW EQUIPMENT CO., INC.  
105 S. 9TH AVENUE  
MAYWOOD, IL 60153  
Tel: 708-343-7738 Fax: 708-343-9065  
WWW.AVWEQUIPMENT.COM

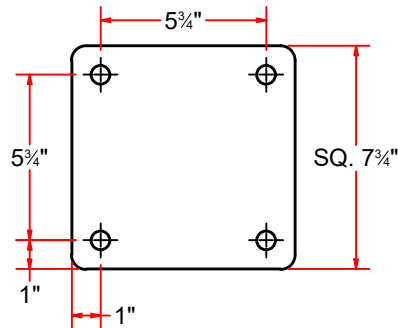
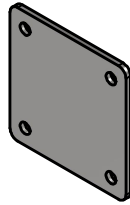
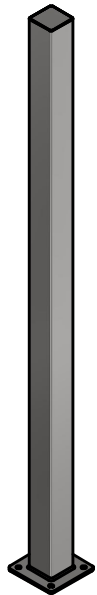
- COMPANY PROPRIETARY NOTE -  
THIS DRAWING AND ITS DESIGNS ARE PROPERTY OF AVW EQUIPMENT CO. &  
IT IS NOT TO BE USED OR REPRODUCED WITHOUT THE PERMISSION FROM AVW CO.

PATH:L:\Libraries\Productivity\Legs\Square\Sq. Leg Straight 120 in LG.iam

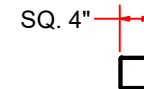
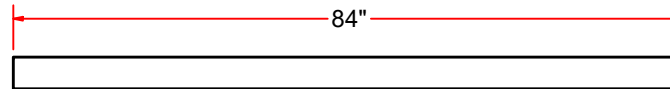

DRAWN BY	Jibin	CUSTOMER: AVW EQUIPMENT	
CHECKED BY		PROJECT: OT2-WACB0405_Octasquared Wrap Contour Combo	
QTY		DESCRIPTION: Sq. Leg Straight 120" LG	
RELEASE DATE	12/1/2021	PART NUMBER: MC1A	REV# 1
DIMENSION ARE IN INCHES & PROVIDED PRIOR TO SURFACE TREATMENTS, UNLESS NOTED.		SIZE A	EST WEIGHT: SHEET 17 of 93

# OT2-AA0A - Octasquare Empty Arch Leg - 84" LG.

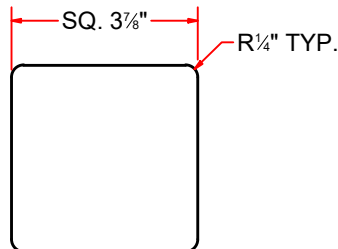

Sq. Base Plate #5/16 x 7 3/4"



Sq. Tubing [7 Gauge] 4" x 84" LG



SS Sheet Metal #18Ga xSQ3 7/8"



## Parts List

ITEM	QTY	DESCRIPTION
1	1	Sq. Tubing [7 Gauge] 4" x 84" LG
2	1	SS Sheet Metal #18Ga xSQ3 7/8"
3	1	SS Plate #5/16" x 7-3/4" x 7-3/4"



AVW EQUIPMENT CO., INC.  
105 S. 9TH AVENUE  
MAYWOOD, IL 60153  
Tel: 708-343-7738 Fax: 708-343-9065  
WWW.AVWEQUIPMENT.COM

**- COMPANY PROPRIETARY NOTE -**  
THIS DRAWING AND ITS DESIGNS ARE PROPERTY OF AVW EQUIPMENT CO. &  
IT IS NOT TO BE USED OR REPRODUCED WITHOUT THE PERMISSION FROM AVW CO.

PATH:L:\Libraries\Productivity\Legs\OctaSquared\OctaSquare Empty Arch Leg\_OT2-AA0A\OT2-AA0A.iam

DRAWN BY

Jibin

CUSTOMER: AVW EQUIPMENT

CHECKED BY

PROJECT: OT2-WACB0405\_Octasquared Wrap Contour Combo

QTY

DESCRIPTION: Octasquare Empty Arch Leg - 84" LG.

RELEASE DATE

12/1/2021

PART NUMBER: OT2-AA0A

REV# 1

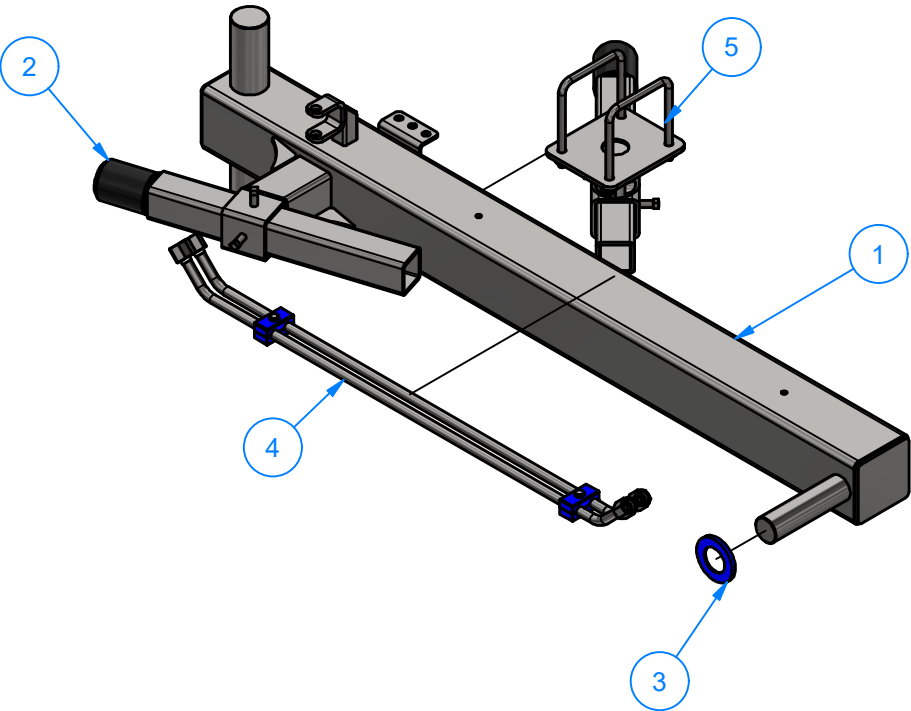
DIMENSION ARE IN INCHES & PROVIDED PRIOR TO SURFACE TREATMENTS, UNLESS NOTED.

SIZE A

EST WEIGHT:

SHEET 18 of 93

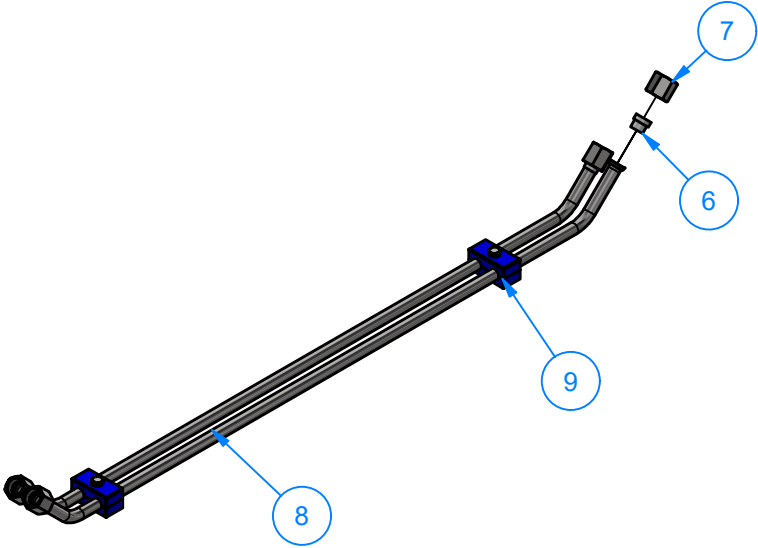
WA1D - Straight Wrap Arm (Driver Side 48")



Parts List		
ITEM	QTY	DESCRIPTION
1	1	WRAP ARM WELDMENT 48" [H DRIVER]
2	1	Rubber Bumper Stop Assembly
3	1	UHMW Weld Cover
4	1	WRAP STRAIGHT ARM - HYDRAULIC LINES (34 LG)
5	1	Adjustable Z Wrap Bumper

Parts List		
ITEM	QTY	DESCRIPTION
6	4	Sleeve 1/2" - 37 Deg Flared Tube
7	4	3/4"-10 37° Flare Nut - Steel
8	2	34" LG Hydraulic Hose
9	2	1/2" Hydraulic Line Clamp UHMW

WA1DC - WRAP STRAIGHT ARM - HYDRAULIC LINES (34 LG)

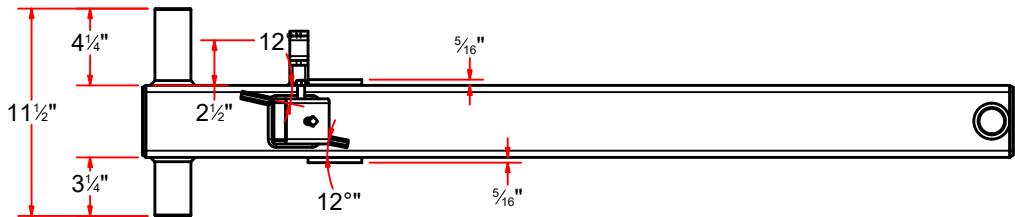
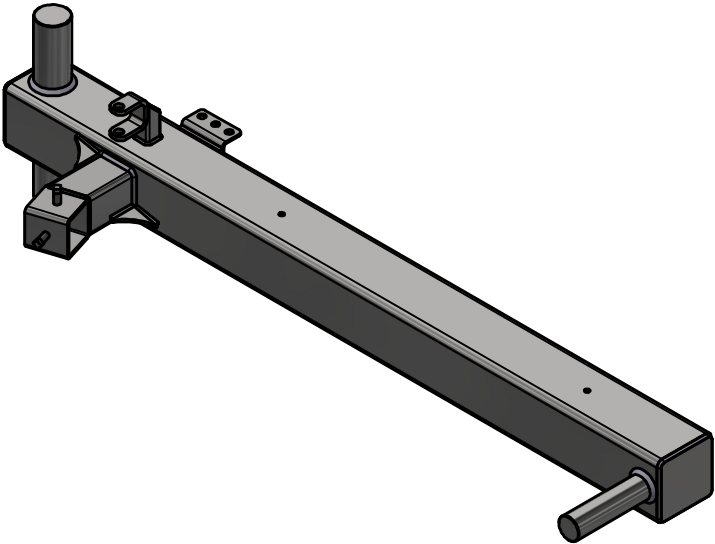
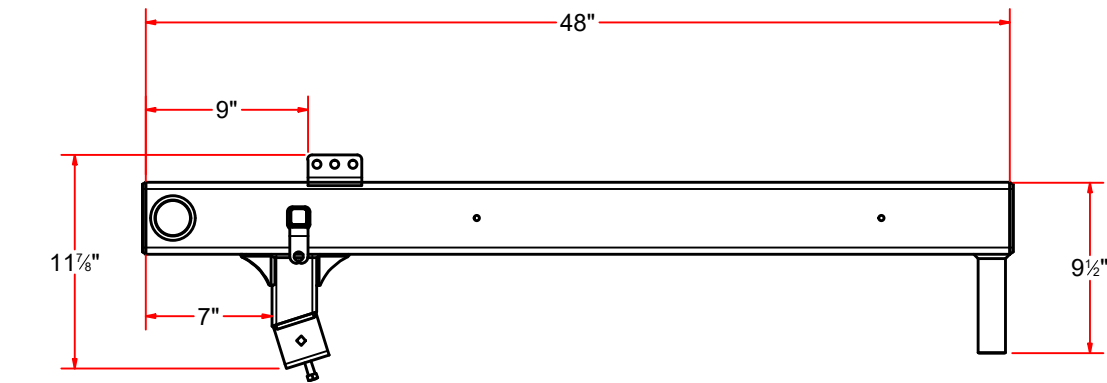


AVW EQUIPMENT CO., INC.  
105 S. 9TH AVENUE  
MAYWOOD, IL 60153  
Tel: 708-343-7738 Fax: 708-343-9065  
WWW.AVWEQUIPMENT.COM

- COMPANY PROPRIETARY NOTE -  
THIS DRAWING AND ITS DESIGNS ARE PROPERTY OF AVW EQUIPMENT CO. &  
IT IS NOT TO BE USED OR REPRODUCED WITHOUT THE PERMISSION FROM AVW CO.

DRAWN BY	Jibin	CUSTOMER: AVW EQUIPMENT	
CHECKED BY		PROJECT: OT2-WACB0405_Octasquared Wrap Contour Combo	
QTY		DESCRIPTION: WRAP STRAIGHT ARM - HYDRAULIC LINES (34 LG)	
RELEASE DATE	12/1/2021	PART NUMBER: WA1DC	REV# 1
DIMENSION ARE IN INCHES & PROVIDED PRIOR TO SURFACE TREATMENTS, UNLESS NOTED.		SIZE A	EST WEIGHT: SHEET 19 of 93

WA1DA - WRAP ARM WELDMENT 48" [H DRIVER]



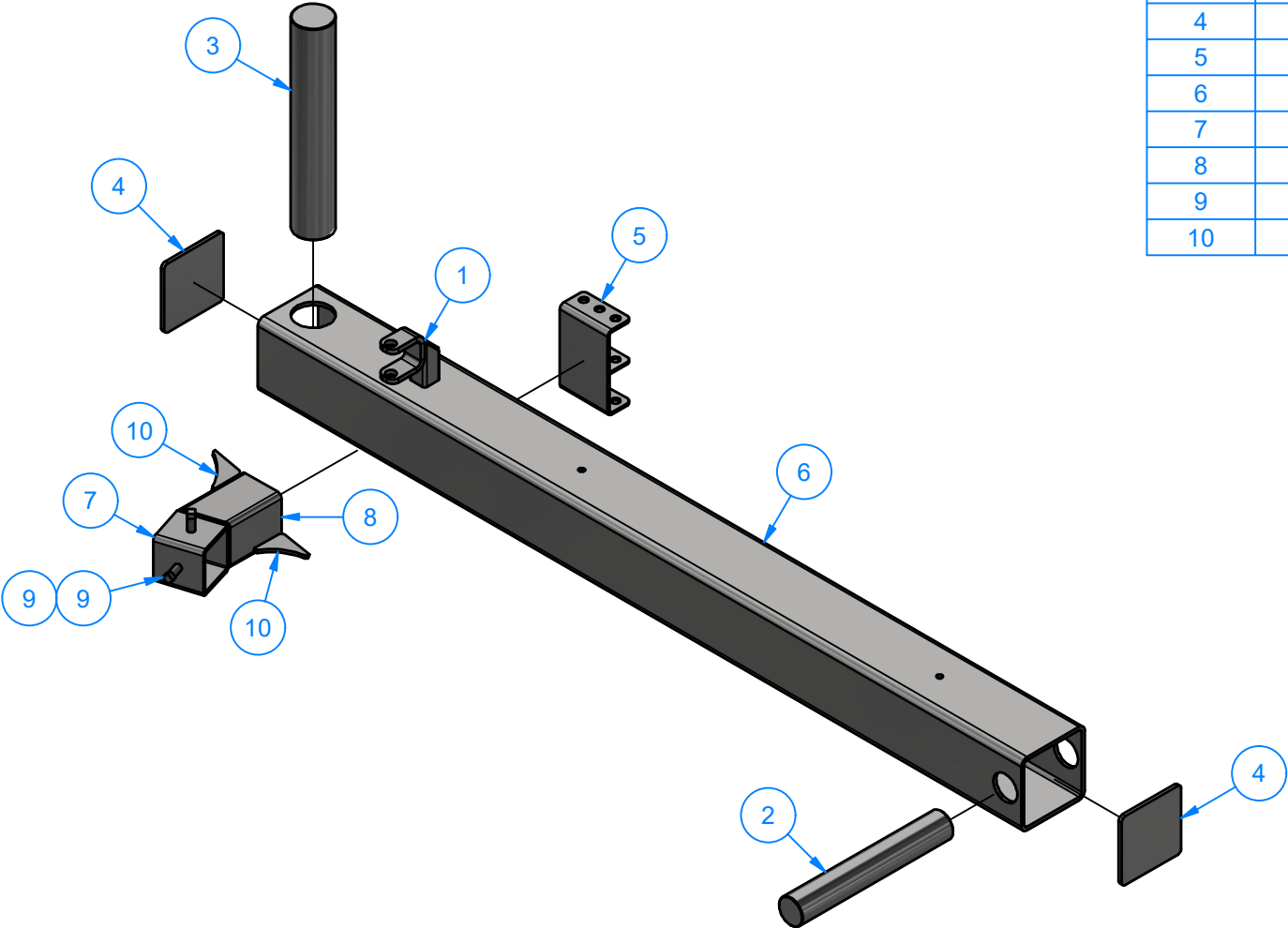
AVW EQUIPMENT CO., INC.  
105 S. 9TH AVENUE  
MAYWOOD, IL 60153  
Tel: 708-343-7738 Fax: 708-343-9065  
WWW.AVWEQUIPMENT.COM

**- COMPANY PROPRIETARY NOTE -**  
THIS DRAWING AND ITS DESIGNS ARE PROPERTY OF AVW EQUIPMENT CO. &  
IT IS NOT TO BE USED OR REPRODUCED WITHOUT THE PERMISSION FROM AVW CO.

DRAWN BY	Jibin	CUSTOMER: AVW EQUIPMENT	
CHECKED BY		PROJECT: OT2-WACB0405_Octasquared Wrap Contour Combo	
QTY		DESCRIPTION: WRAP ARM WELDMENT 48" [H DRIVER]	
RELEASE DATE	12/1/2021	PART NUMBER: WA1DA	REV# 1
DIMENSION ARE IN INCHES & PROVIDED PRIOR TO SURFACE TREATMENTS, UNLESS NOTED.		SIZE A	EST WEIGHT: SHEET 20 of 93



WA1DA - WRAP ARM WELDMENT 48" [H DRIVER]



Parts List		
ITEM	QTY	DESCRIPTION
1	1	1/2" Clevis
2	1	Round Shaft 1 1/2" O.D. x 9 1/2" LG.
3	1	Round Shaft 2" O.D. x 11 1/2" LG.
4	2	Plate #3/16"x 3 3/4"x 3 3/4"
5	1	Dual Shock Absorber Bracket
6	1	Sq. Tube 4" x 4" x 48" LG
7	1	Sq.Tubing [7 Ga.] 2-1/2" x 2 1/2" LG.
8	1	Sq.Tubing [7 Ga.] 2-1/2" x 4" LG.
9	2	Square Bolt - 3/8"-16 x 3/4" L
10	2	Gusset #3/16" x 1-3_4x1-3_4

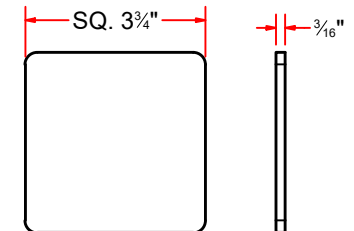
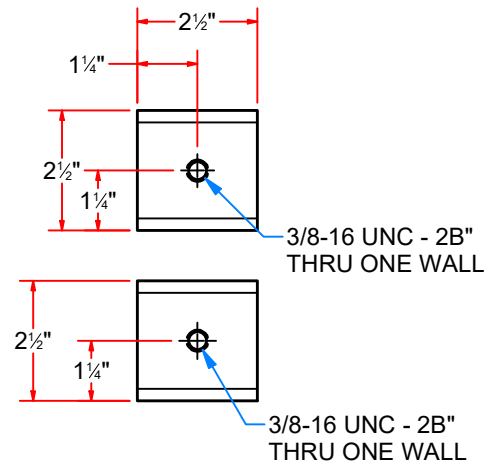
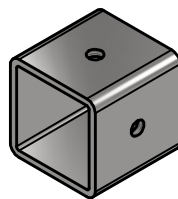
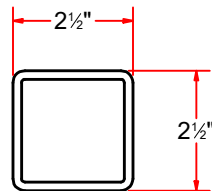
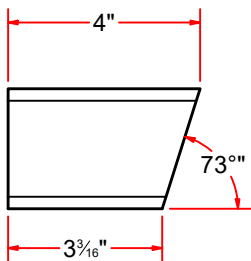
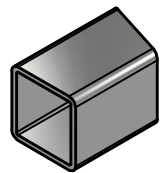
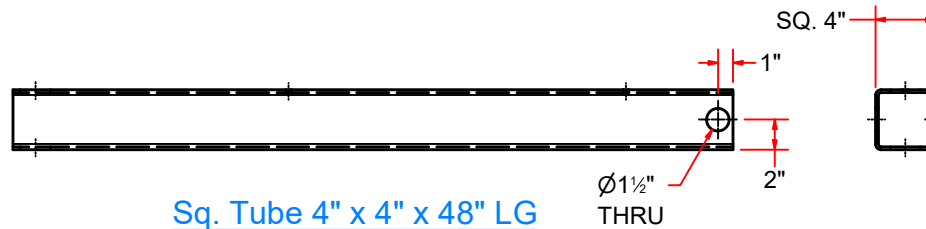
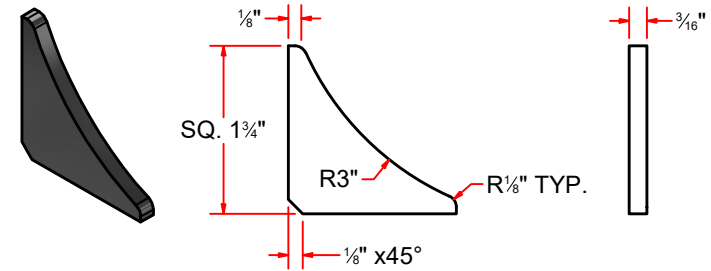
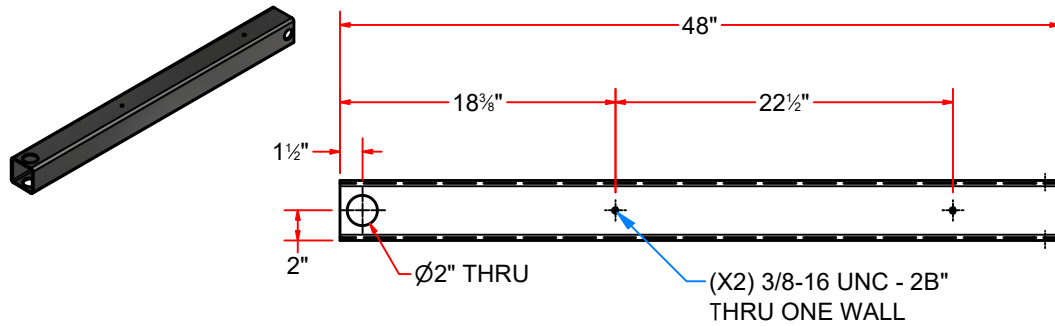


AVW EQUIPMENT CO., INC.  
105 S. 9TH AVENUE  
MAYWOOD, IL 60153  
Tel: 708-343-7738 Fax: 708-343-9065  
WWW.AVWEQUIPMENT.COM

- COMPANY PROPRIETARY NOTE -  
THIS DRAWING AND ITS DESIGNS ARE PROPERTY OF AVW EQUIPMENT CO. &  
IT IS NOT TO BE USED OR REPRODUCED WITHOUT THE PERMISSION FROM AVW CO.

DRAWN BY	Jibin	CUSTOMER: AVW EQUIPMENT	
CHECKED BY		PROJECT: OT2-WACB0405_Octasquared Wrap Contour Combo	
QTY		DESCRIPTION: WRAP ARM WELDMENT 48" [H DRIVER]	
RELEASE DATE	12/1/2021	PART NUMBER: WA1DA	REV# 1
DIMENSION ARE IN INCHES & PROVIDED PRIOR TO SURFACE TREATMENTS, UNLESS NOTED.		SIZE A	EST WEIGHT: SHEET 21 of 93

# Gusset #3/16" x 1-3 4x1-3 4



## Sq. Tubing [7 Ga.] 2-1/2" x 4" LG.

## Sq. Tubing [7 Ga.] 2-1/2" x 2 1/2" LG.

## Plate #3/16"x 3 3/4"x 3 3/4"



AVW EQUIPMENT CO., INC.  
105 S. 9TH AVENUE  
MAYWOOD, IL 60153  
Tel: 708-343-7738 Fax: 708-343-9065  
WWW.AVWEQUIPMENT.COM

- COMPANY PROPRIETARY NOTE -  
THIS DRAWING AND ITS DESIGNS ARE PROPERTY OF AVW EQUIPMENT CO. &  
IT IS NOT TO BE USED OR REPRODUCED WITHOUT THE PERMISSION FROM AVW CO.

DRAWN BY

Jibin

CUSTOMER: AVW EQUIPMENT

CHECKED BY

PROJECT: OT2-WACB0405\_Octasquared Wrap Contour Combo

QTY

DESCRIPTION: Sq. Tube 4" x 4" x 48" LG

RELEASE DATE

12/1/2021

PART NUMBER: WA1DAA

REV# 1

DIMENSION ARE IN INCHES & PROVIDED PRIOR  
TO SURFACE TREATMENTS, UNLESS NOTED.

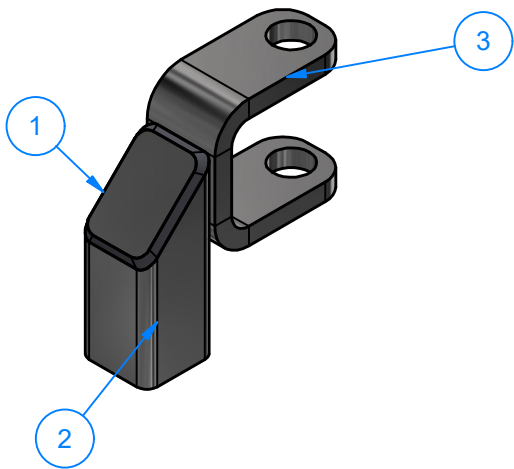
SIZE  
A

EST WEIGHT:

SHEET 22 of 93

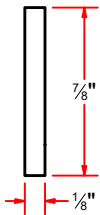
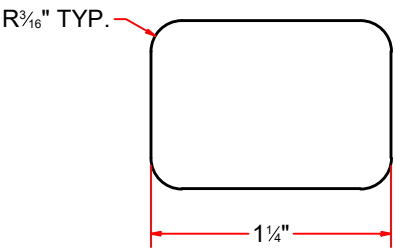

PATH: C:\Libraries\Productivity\Assembly Arms\Wrap Arms\Wrap Arm [Reversed - Hydraulic]\AG1-WA1D - Reversed Wrap Arm Assembly 48 in [H Driver]\Parts\AG1-WA1DAA.ipt

AVWCC - 1/2" Clevis

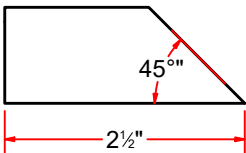
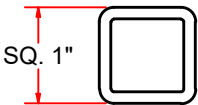
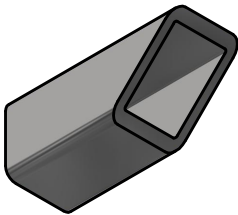


Parts List		
ITEM	QTY	DESCRIPTION
1	1	Steel Plate #12Gax7/8"x1 1/4"
2	1	Sq. Tubing 1" x 2 1/2" LG.
3	1	Mount, for air cylinder

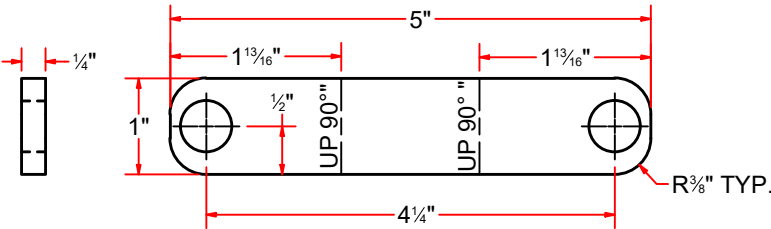
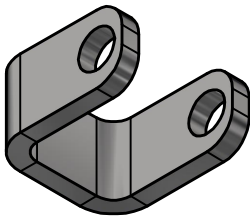
PLSS105X0088X0125X0H - Steel Plate #12Gax7/8"x1 1/4"



AVWCCB - Sq. Tubing 1" x 2 1/2" LG.



AVWCCC - Mount, for air cylinder

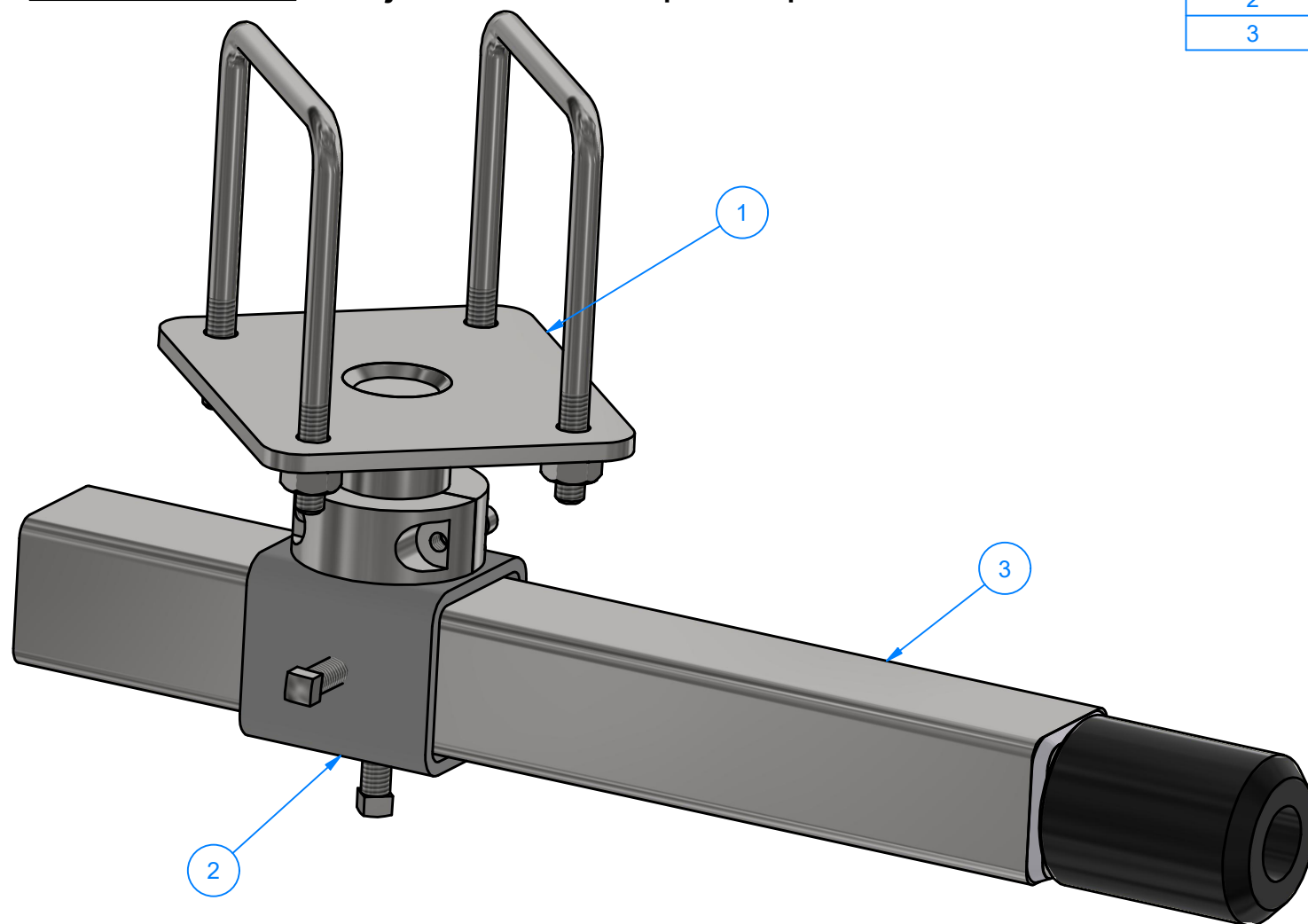


AVW EQUIPMENT CO., INC.  
105 S. 9TH AVENUE  
MAYWOOD, IL 60153  
Tel: 708-343-7738 Fax: 708-343-9065  
WWW.AVWEQUIPMENT.COM

- COMPANY PROPRIETARY NOTE -  
THIS DRAWING AND ITS DESIGNS ARE PROPERTY OF AVW EQUIPMENT CO. &  
IT IS NOT TO BE USED OR REPRODUCED WITHOUT THE PERMISSION FROM AVW CO.

DRAWN BY	Jibin	CUSTOMER: AVW EQUIPMENT	
CHECKED BY		PROJECT: OT2-WACB0405_Octasquared Wrap Contour Combo	
QTY		DESCRIPTION: 1/2" Clevis	
RELEASE DATE	12/1/2021	PART NUMBER: AVWCC	REV# 1
DIMENSION ARE IN INCHES & PROVIDED PRIOR TO SURFACE TREATMENTS, UNLESS NOTED.		SIZE A	EST WEIGHT: SHEET 23 of 93

# WA3DB-2639 - Adjustable Z Wrap Bumper



Parts List		
ITEM	QTY	DESCRIPTION
1	1	Adjustable Plate Assembly
2	1	Adjustable Sleeve Assembly
3	1	Rubber Bumper Stop Assembly



AVW EQUIPMENT CO., INC.  
105 S. 9TH AVENUE  
MAYWOOD, IL 60153  
Tel: 708-343-7738 Fax: 708-343-9065  
WWW.AVWEQUIPMENT.COM

## - COMPANY PROPRIETARY NOTE -

THIS DRAWING AND ITS DESIGNS ARE PROPERTY OF AVW EQUIPMENT CO. & IT IS NOT TO BE USED OR REPRODUCED WITHOUT THE PERMISSION FROM AVW CO.

DRAWN BY

Jibin

CUSTOMER: AVW EQUIPMENT

CHECKED BY

PROJECT: OT2-WACB0405\_Octasquared Wrap Contour Combo

QTY

DESCRIPTION: Adjustable Lower Rubber Stop Arm Assembly

RELEASE DATE

12/1/2021

PART NUMBER: WA3DB

REV# 1

DIMENSION ARE IN INCHES & PROVIDED PRIOR TO SURFACE TREATMENTS, UNLESS NOTED.

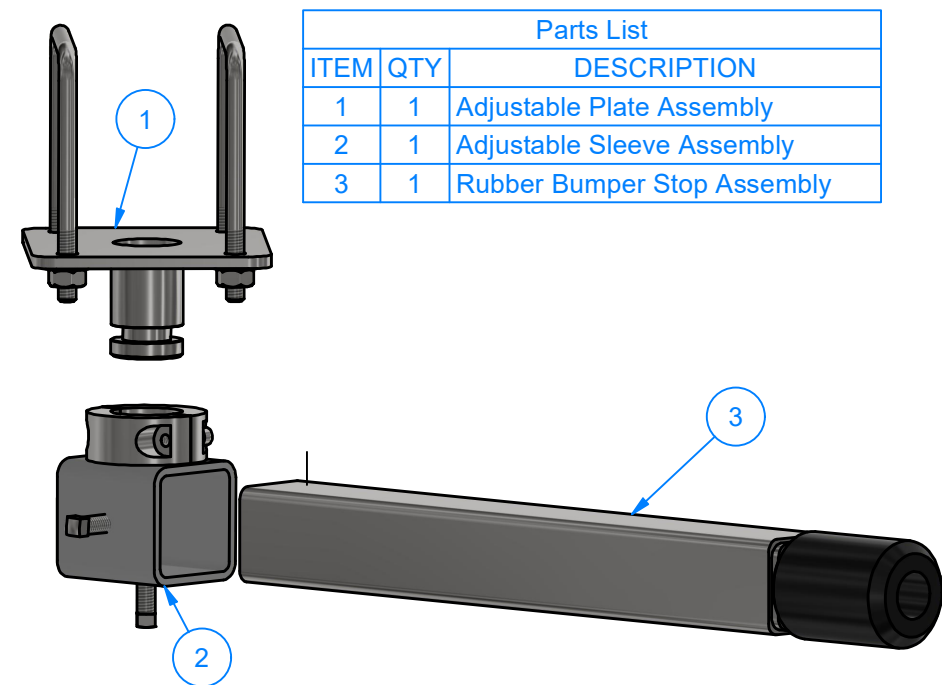
SIZE  
A

EST WEIGHT:

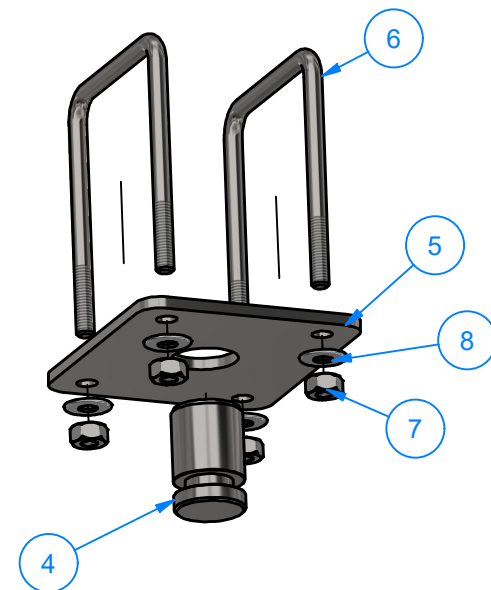
SHEET 24 of 93

PATH:L:\Libraries\Productivity\Assembly Arms\Wrap Arms\Parts\WA3DB - Adjustable Lower Rubber Stop Arm\WA3DB - Adjustable Lower Ruber Stop Arm Assembly [REV002].iam

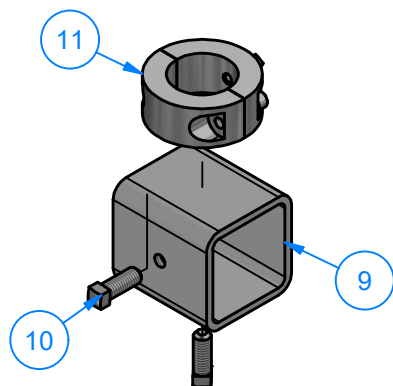
**WA3DB-2639 - Adjustable Z Wrap Bumper**




**WA3DBA-2639 - Adjustable Plate Assembly**

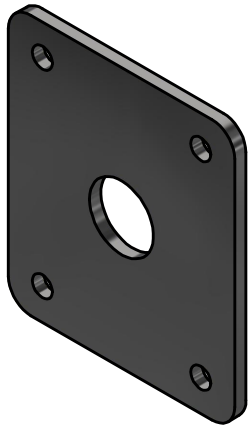


**WA3DBB-2639 - Adjustable Sleeve Assembly**

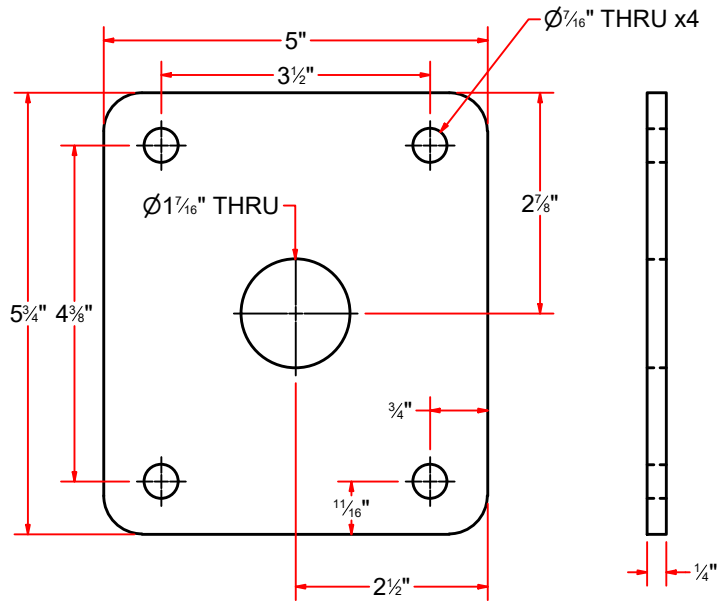


Parts List		
ITEM	QTY	DESCRIPTION
4	1	Pivot Shaft
5	1	Plate #1_4in x 5-3_4in x 5in
6	2	3/8"-16 x 4" Square U bolt
7	4	3/8"-16 18-8ss Heavy Hex Nut
8	4	3/8" Flat Washer

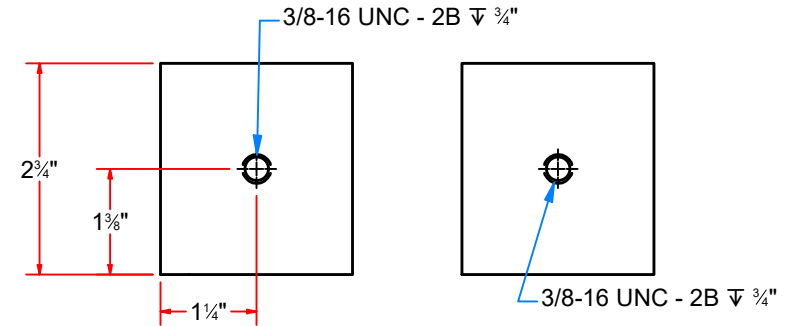
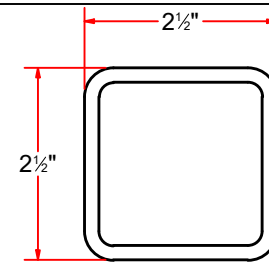
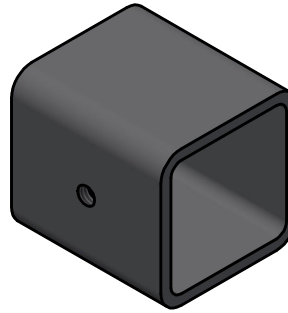
	AVW EQUIPMENT CO., INC. 105 S. 9TH AVENUE MAYWOOD, IL 60153 Tel: 708-343-7738 Fax: 708-343-9065 WWW.AVWEQUIPMENT.COM		DRAWN BY	Jibin	CUSTOMER: AVW EQUIPMENT		
			CHECKED BY		PROJECT: OT2-WACB0405_Octasquared Wrap Contour Combo		
			QTY		DESCRIPTION: Adjustable Z Wrap Bumper		
<b>- COMPANY PROPRIETARY NOTE -</b> THIS DRAWING AND ITS DESIGNS ARE PROPERTY OF AVW EQUIPMENT CO. & IT IS NOT TO BE USED OR REPRODUCED WITHOUT THE PERMISSION FROM AVW CO.			RELEASE DATE	12/1/2021	PART NUMBER: WA3DB-2639		REV# 1
			DIMENSION ARE IN INCHES & PROVIDED PRIOR TO SURFACE TREATMENTS, UNLESS NOTED.			SIZE <b>A</b>	EST WEIGHT:
PATH:L:\Libraries\Productivity\Assembly Arms\Wrap Arms\Parts\WA3DB - Adjustable Lower Rubber Stop Arm\WA3DB-2639 - Adjustable Z Wrap Arm Bumper [LEFT].iam							



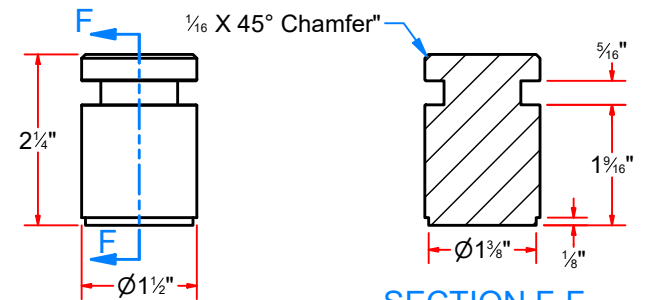
**WA3DBAA-2639** - Plate #1\_4in x 5-3\_4in x 5in



**WA3DBBA-2639** - Sq. Tube 2.5" x 2.75" LG



**WA3DBAC-2639** - Pivot Shaft



**SECTION F-F**



AVW EQUIPMENT CO., INC.  
105 S. 9TH AVENUE  
MAYWOOD, IL 60153  
Tel: 708-343-7738 Fax: 708-343-9065  
WWW.AVWEQUIPMENT.COM

**- COMPANY PROPRIETARY NOTE -**

THIS DRAWING AND ITS DESIGNS ARE PROPERTY OF AVW EQUIPMENT CO. & IT IS NOT TO BE USED OR REPRODUCED WITHOUT THE PERMISSION FROM AVW CO.

DRAWN BY

Jibin

CUSTOMER: AVW EQUIPMENT

CHECKED BY

PROJECT: OT2-WACB0405\_Octasquared Wrap Contour Combo

QTY

DESCRIPTION: Plate #1\_4in x 5-3\_4in x 5in

RELEASE DATE

12/1/2021

PART NUMBER: WA3DBAA-2639

REV# 1

DIMENSION ARE IN INCHES & PROVIDED PRIOR TO SURFACE TREATMENTS, UNLESS NOTED.

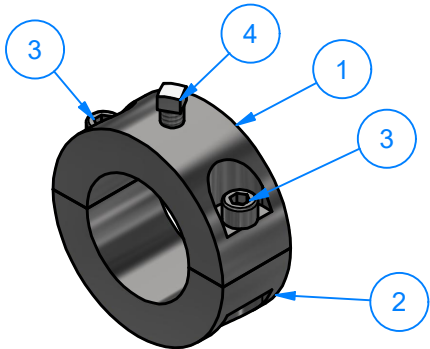
SIZE A

EST WEIGHT:

SHEET 26 of 93

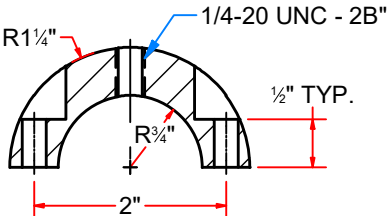
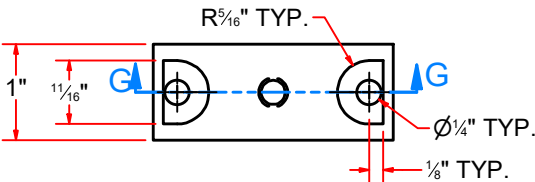
PATH:L:\Libraries\AVW Components\Plates\Wrap Around Rubber Bump Stop Arm Plate #1\_4in x 5-3\_4in x 5in (with hole).ipt

SCLRSS150X250X100 - 1-1/2"ID Split Collar



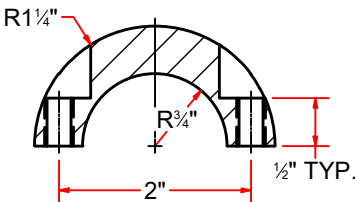
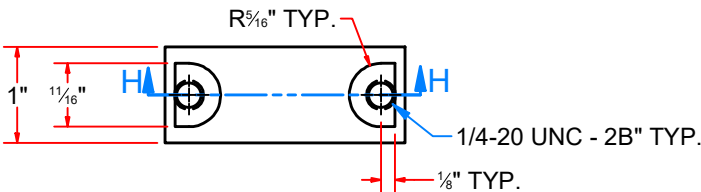
Parts List		
ITEM	QTY	DESCRIPTION
1	1	Half A - 1-1/2"ID Split Collar
2	1	Half B - 1-1/2"ID Split Collar
3	2	1/4"-20 x 3/4" L SS Socket Head Cap Screw
4	1	Square Bolt 1/4"-20 x 3/4"

SCLRSS150X250X100-A - Half A - 1-1/2"ID Split Collar



SECTION G-G  
SCALE 1 / 2

SCLRSS150X250X100-B - Half B - 1-1/2"ID Split Collar



SECTION H-H  
SCALE 1 / 2

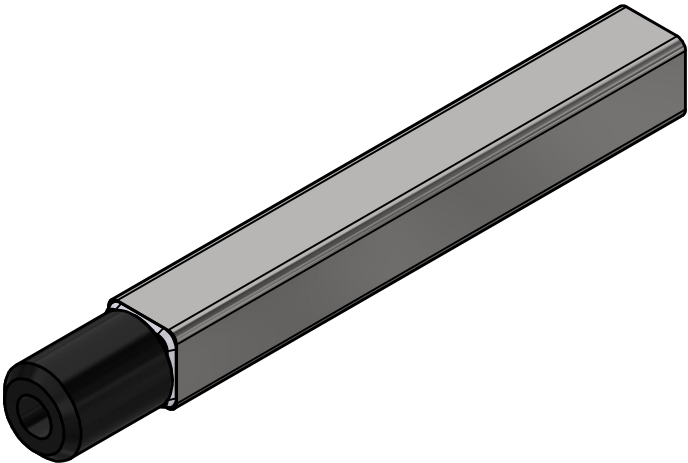


AVW EQUIPMENT CO., INC.  
105 S. 9TH AVENUE  
MAYWOOD, IL 60153  
Tel: 708-343-7738 Fax: 708-343-9065  
WWW.AVWEQUIPMENT.COM

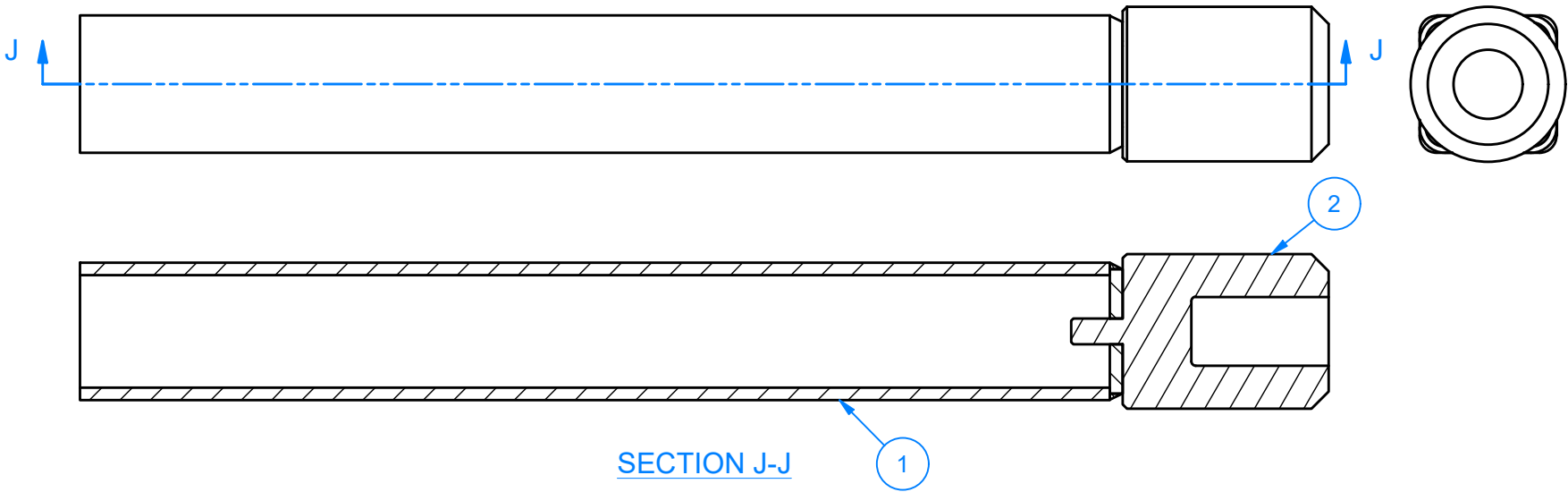
- COMPANY PROPRIETARY NOTE -  
THIS DRAWING AND ITS DESIGNS ARE PROPERTY OF AVW EQUIPMENT CO. &  
IT IS NOT TO BE USED OR REPRODUCED WITHOUT THE PERMISSION FROM AVW CO.

DRAWN BY	Jibin	CUSTOMER: AVW EQUIPMENT	
CHECKED BY		PROJECT: OT2-WACB0405_Octasquared Wrap Contour Combo	
QTY		DESCRIPTION: 1-1/2"ID Split Collar	
RELEASE DATE	12/1/2021	PART NUMBER: SCLRSS150X250X100	REV# 1
DIMENSION ARE IN INCHES & PROVIDED PRIOR TO SURFACE TREATMENTS, UNLESS NOTED.		SIZE A	EST WEIGHT: SHEET 27 of 93

WA1DB - Rubber Bumper Stop Assembly



Parts List		
ITEM	QTY	DESCRIPTION
1	1	Bumber Stop Arm Weld Assy
2	1	Rubber Bumpe, Long



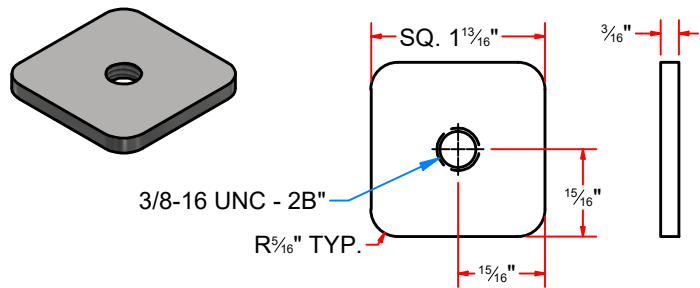
AVW EQUIPMENT CO., INC.  
105 S. 9TH AVENUE  
MAYWOOD, IL 60153  
Tel: 708-343-7738 Fax: 708-343-9065  
WWW.AVWEQUIPMENT.COM

- COMPANY PROPRIETARY NOTE -  
THIS DRAWING AND ITS DESIGNS ARE PROPERTY OF AVW EQUIPMENT CO. &  
IT IS NOT TO BE USED OR REPRODUCED WITHOUT THE PERMISSION FROM AVW CO.

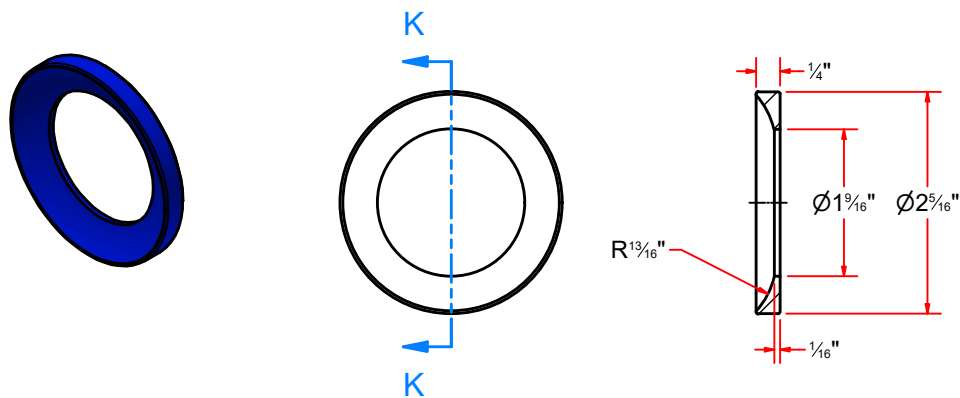
DRAWN BY	Jibin	CUSTOMER: AVW EQUIPMENT	
CHECKED BY		PROJECT: OT2-WACB0405_Octasquared Wrap Contour Combo	
QTY		DESCRIPTION: Rubber Bumper Stop Assembly	
RELEASE DATE	12/1/2021	PART NUMBER: WA1DB	REV# 1
DIMENSION ARE IN INCHES & PROVIDED PRIOR TO SURFACE TREATMENTS, UNLESS NOTED.		SIZE A	EST WEIGHT: SHEET 28 of 93



PLSS187X0200X1500X1H - Plate #3/16" x 1-7/8" x 1-7/8"



WA1DBBS-S - UHMW Weld Cover



SECTION K-K  
SCALE 1 / 2



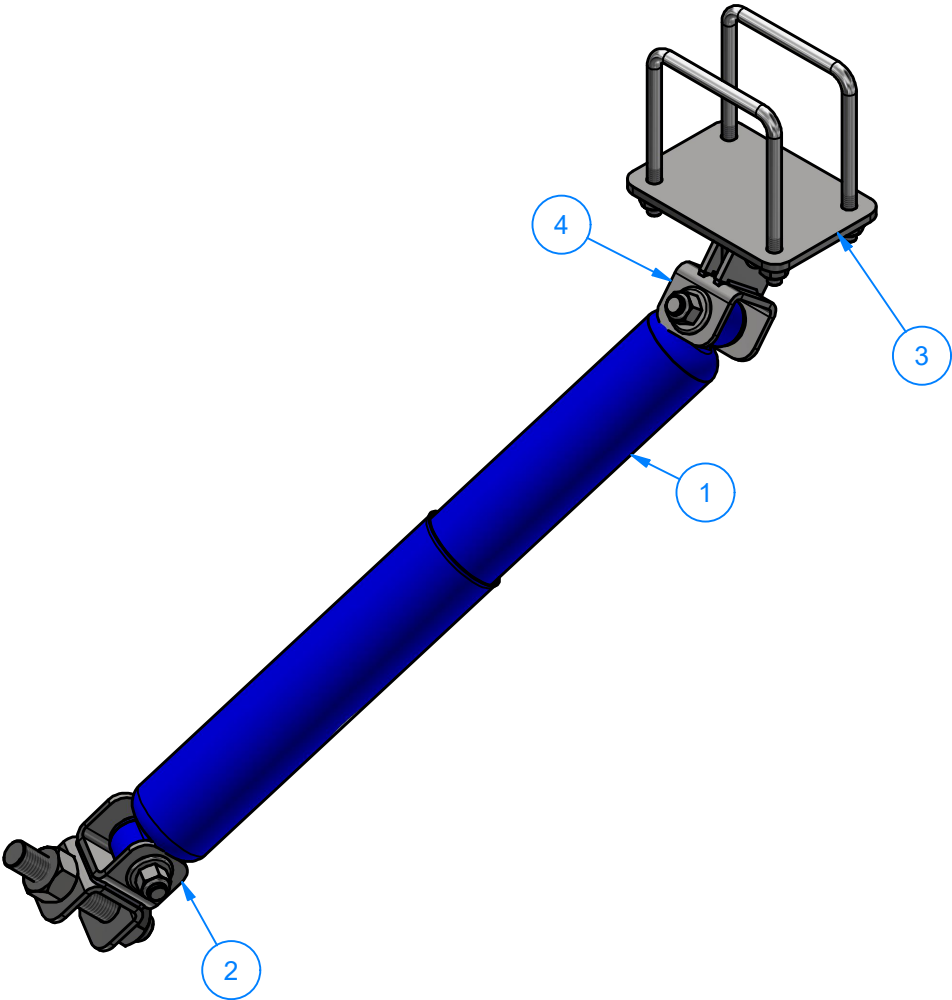
AVW EQUIPMENT CO., INC.  
105 S. 9TH AVENUE  
MAYWOOD, IL 60153  
Tel: 708-343-7738 Fax: 708-343-9065  
WWW.AVWEQUIPMENT.COM

- COMPANY PROPRIETARY NOTE -  
THIS DRAWING AND ITS DESIGNS ARE PROPERTY OF AVW EQUIPMENT CO. &  
IT IS NOT TO BE USED OR REPRODUCED WITHOUT THE PERMISSION FROM AVW CO.

DRAWN BY	Jibin	CUSTOMER: AVW EQUIPMENT	
CHECKED BY		PROJECT: OT2-WACB0405_Octasquared Wrap Contour Combo	
QTY		DESCRIPTION: Plate #3/16" x 1-7/8" x 1-7/8"	
RELEASE DATE	12/1/2021	PART NUMBER: PLSS187X0200X1500X1H	REV# 1
DIMENSION ARE IN INCHES & PROVIDED PRIOR TO SURFACE TREATMENTS, UNLESS NOTED.		SIZE A	EST WEIGHT: SHEET 29 of 93

WA2F-0318 - Wrap Stabilizer Kit (OPTIONAL)

Parts List		
ITEM	QTY	DESCRIPTION
1	1	Shock Absorber W/ UHMW 3/8" ID
2	1	Wrap Stabilizer Front Mount
3	1	Wrap stabilizer rear bracket mount
4	1	Wrap Stabilizer Rear Mount Clevis Assembly

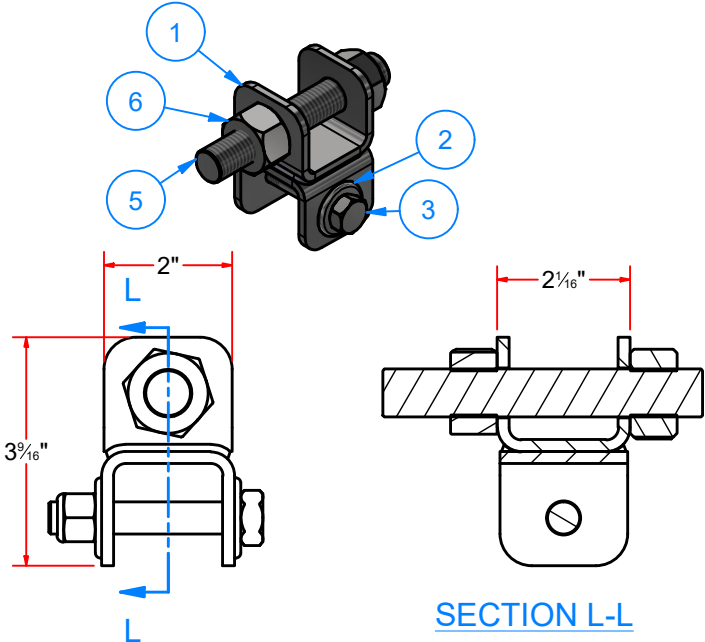


AVW EQUIPMENT CO., INC.  
105 S. 9TH AVENUE  
MAYWOOD, IL 60153  
Tel: 708-343-7738 Fax: 708-343-9065  
WWW.AVWEQUIPMENT.COM

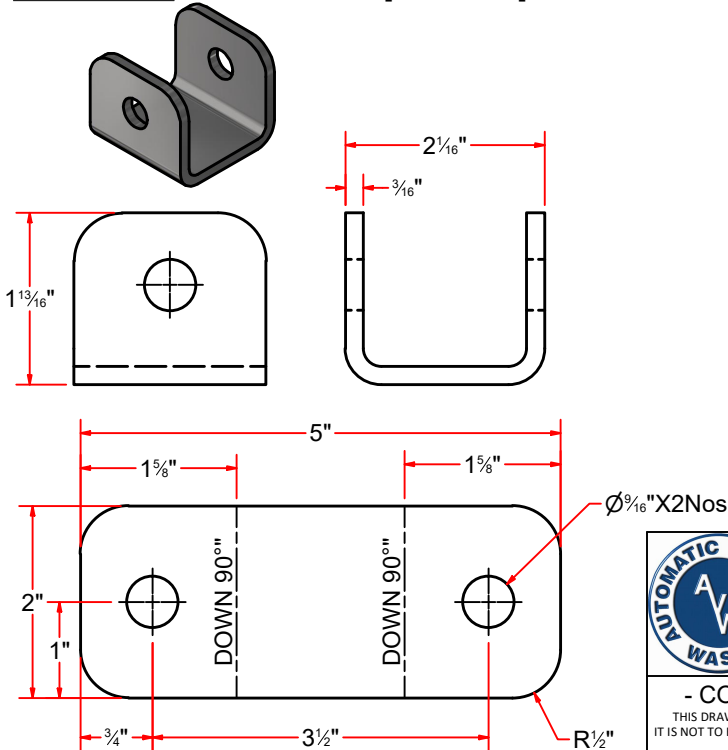
- COMPANY PROPRIETARY NOTE -  
THIS DRAWING AND ITS DESIGNS ARE PROPERTY OF AVW EQUIPMENT CO. &  
IT IS NOT TO BE USED OR REPRODUCED WITHOUT THE PERMISSION FROM AVW CO.

DRAWN BY	Jibin	CUSTOMER: AVW EQUIPMENT	
CHECKED BY		PROJECT: OT2-WACB0405_Octasquared Wrap Contour Combo	
QTY		DESCRIPTION: Wrap Stabilizer Kit (OPTIONAL)	
RELEASE DATE	12/1/2021	PART NUMBER: WA2F-0318	REV# 1
DIMENSION ARE IN INCHES & PROVIDED PRIOR TO SURFACE TREATMENTS, UNLESS NOTED.		SIZE A	EST WEIGHT: SHEET 30 of 93

WA2FB-0318 - Wrap Stabilizer Front Mount

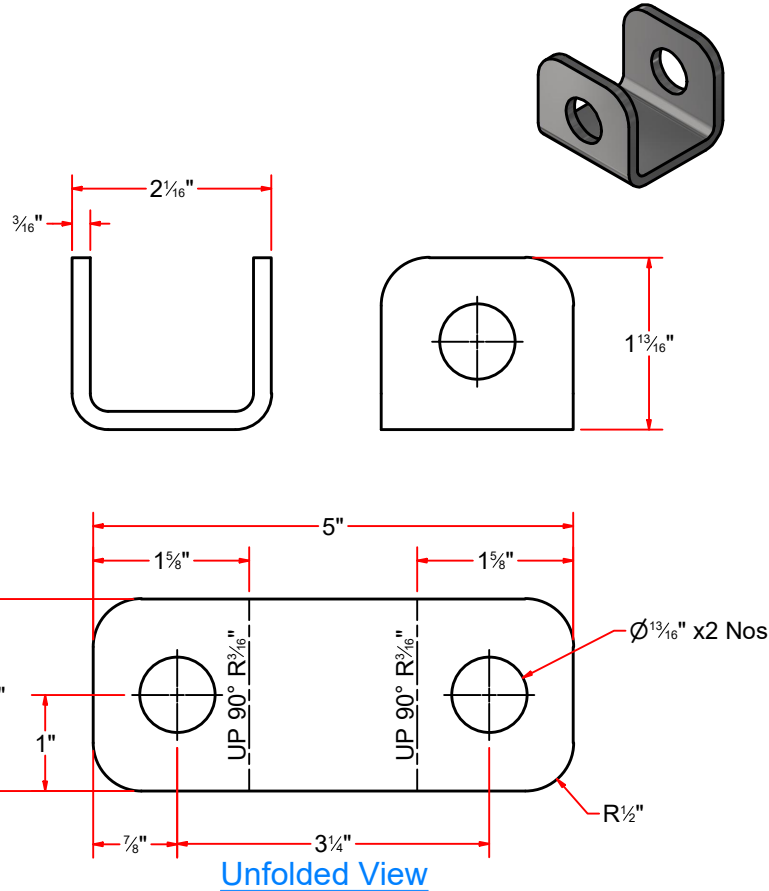


WA2FBAB - Sheet Metal [3/16" Ga] 2" x 5" LG



Parts List		
ITEM	QTY	DESCRIPTION
1	1	WRAP STABILIZER FRONT MOUNT - WELDMENT
2	2	1/2" Flat Washer
3	1	1/2"-13 x 3" L Hex Screw
4	1	1/2"-13 Nylon Lock Nut
5	1	Threaded Rod 3/4" -10 x 5" LG
6	2	3/4"-10 HEX NUT

WA2FBAA - Sheet Metal [3/16" Ga.] 2" x 5" LG



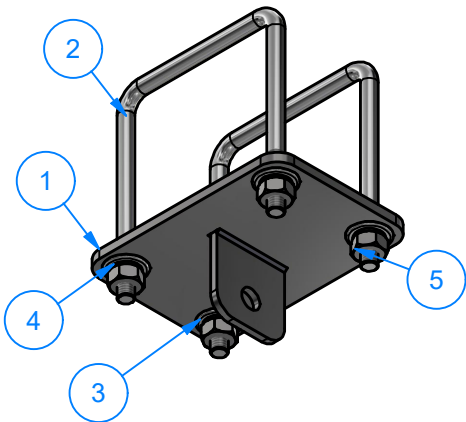
AVW EQUIPMENT CO., INC.  
105 S. 9TH AVENUE  
MAYWOOD, IL 60153  
Tel: 708-343-7738 Fax: 708-343-9065  
WWW.AVWEQUIPMENT.COM

- COMPANY PROPRIETARY NOTE -  
THIS DRAWING AND ITS DESIGNS ARE PROPERTY OF AVW EQUIPMENT CO. &  
IT IS NOT TO BE USED OR REPRODUCED WITHOUT THE PERMISSION FROM AVW CO.

DRAWN BY	Jibin	CUSTOMER: AVW EQUIPMENT	
CHECKED BY		PROJECT: OT2-WACB0405_Octasquared Wrap Contour Combo	
QTY		DESCRIPTION: Wrap Stabilizer Front Mount	
RELEASE DATE	12/1/2021	PART NUMBER: WA2FB-0318	REV# 1
DIMENSION ARE IN INCHES & PROVIDED PRIOR TO SURFACE TREATMENTS, UNLESS NOTED.		SIZE A	EST WEIGHT:
			SHEET 31 of 93

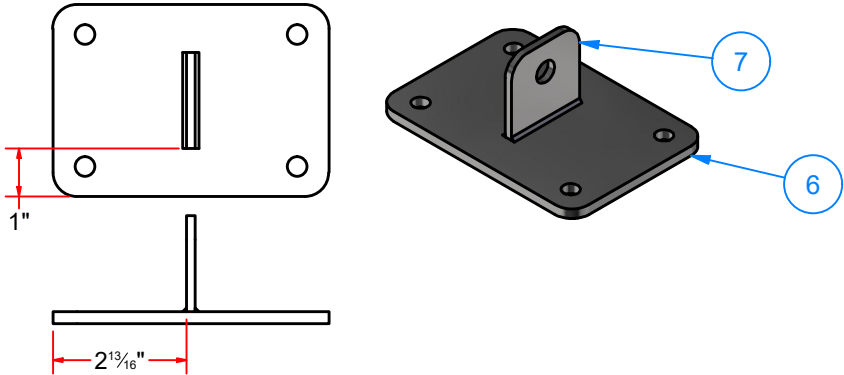
Parts List		
ITEM	QTY	DESCRIPTION
1	1	REAR STABILIZER BRACKET - WELDMENT
2	2	Square U Bolt D 3/8" x 4" x 5" LG
3	4	3/8" Flat Washer
4	4	3/8" Split Lock Washer
5	4	3/8"-16 18-8ss Heavy Hex Nut

**WA2FD - Wrap stabilizer rear bracket mount**

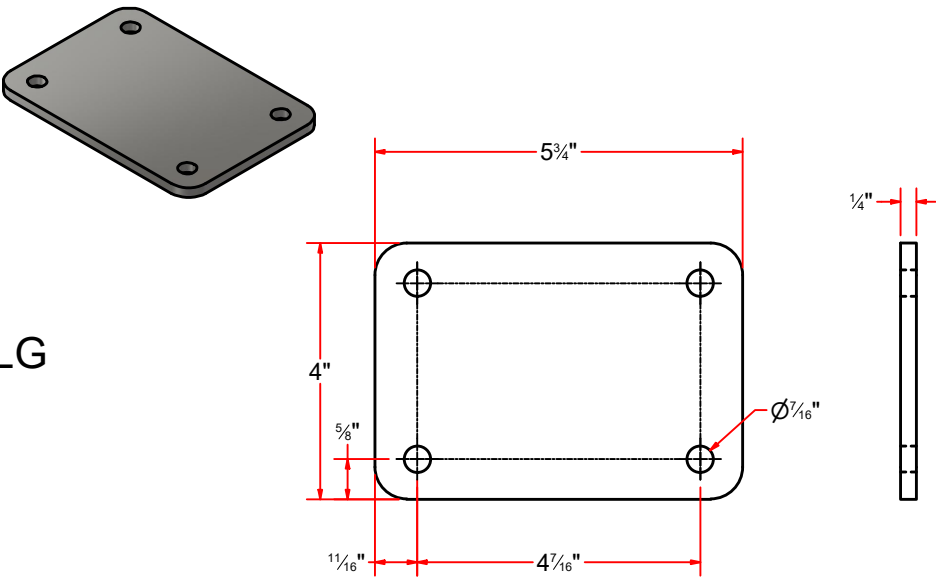


Parts List		
ITEM	QTY	DESCRIPTION
6	1	Sheet Metal [1/4" Ga] 4" x 5 3/4" LG
7	1	Sheet Metal [3/16" Ga] 2" x 2" LG

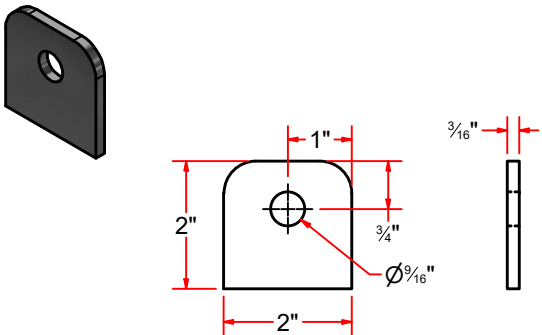
**WA2FDA - REAR STABILIZER BRACKET - WELDMENT**



**WA2FDAA - Sheet Metal [1/4" Ga] 4" x 5 3/4" LG**



**WA2FCAA - Sheet Metal [3/16" Ga] 2" x 2" LG**

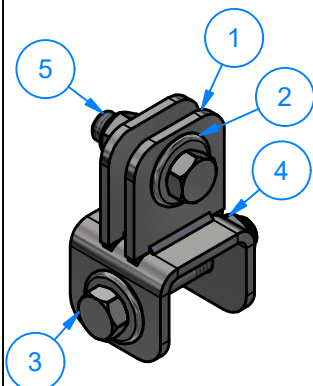


AVW EQUIPMENT CO., INC.  
105 S. 9TH AVENUE  
MAYWOOD, IL 60153  
Tel: 708-343-7738 Fax: 708-343-9065  
WWW.AVWEQUIPMENT.COM

**- COMPANY PROPRIETARY NOTE -**  
THIS DRAWING AND ITS DESIGNS ARE PROPERTY OF AVW EQUIPMENT CO. &  
IT IS NOT TO BE USED OR REPRODUCED WITHOUT THE PERMISSION FROM AVW CO.

DRAWN BY	Jibin	CUSTOMER: AVW EQUIPMENT	
CHECKED BY		PROJECT: OT2-WACB0405_Octasquared Wrap Contour Combo	
QTY		DESCRIPTION: Wrap stabilizer rear bracket mount	
RELEASE DATE	12/1/2021	PART NUMBER: WA2FD	REV# 1
DIMENSION ARE IN INCHES & PROVIDED PRIOR TO SURFACE TREATMENTS, UNLESS NOTED.		SIZE A	EST WEIGHT: SHEET 32 of 93

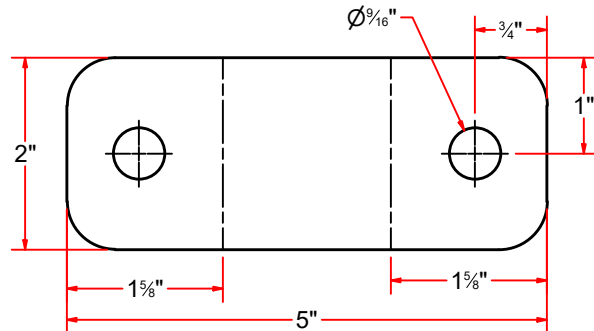
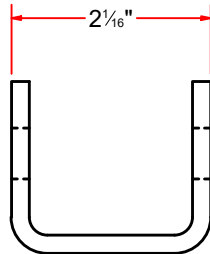
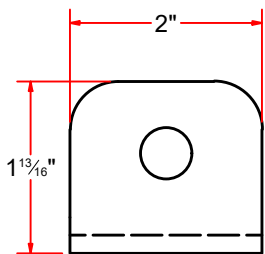
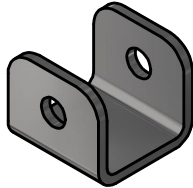
PATH:L:\Libraries\Productivity\Assembly Arms\Wrap Arms\Parts\WA2FD-0318\_Wrap Stabilizer Rear Bracket Mount\WA2FD-0318.iam



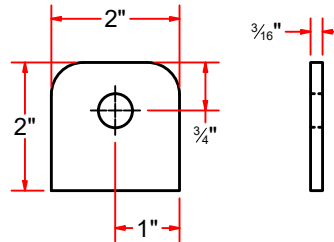
Parts List		
ITEM	QTY	DESCRIPTION
1	1	WRAP STABILIZER REAR MOUNT
2	4	1/2" Flat Washer
3	1	1/2"-13 x 3" L Hex Screw
4	2	1/2"-13 Nylon Lock Nut
5	1	1/2"-13 x 1.75" L Hex Screw

## WA2FC - Wrap Stabilizer Rear Mount Clevis Assembly

### WA2FBAB - Sheet Metal [3/16" Ga] 2" x 5" LG

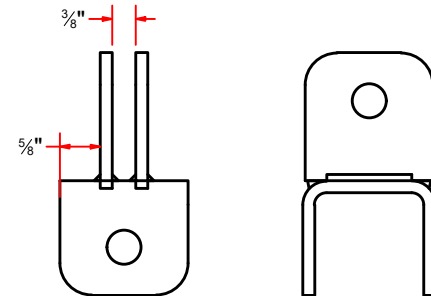
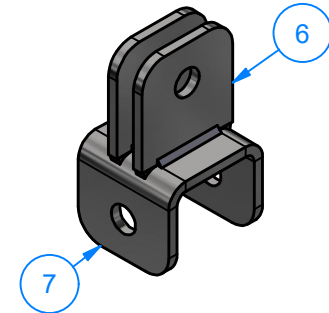


### WA2FCAA - Sheet Metal [3/16" Ga] 2" x 2" LG



Parts List		
ITEM	QTY	DESCRIPTION
6	2	Sheet Metal [3/16" Ga] 2" x 2" LG
7	1	Sheet Metal [3/16" Ga] 2" x 5" LG

## WA2FCA - WRAP STABILIZER REAR MOUNT - WELDMENT



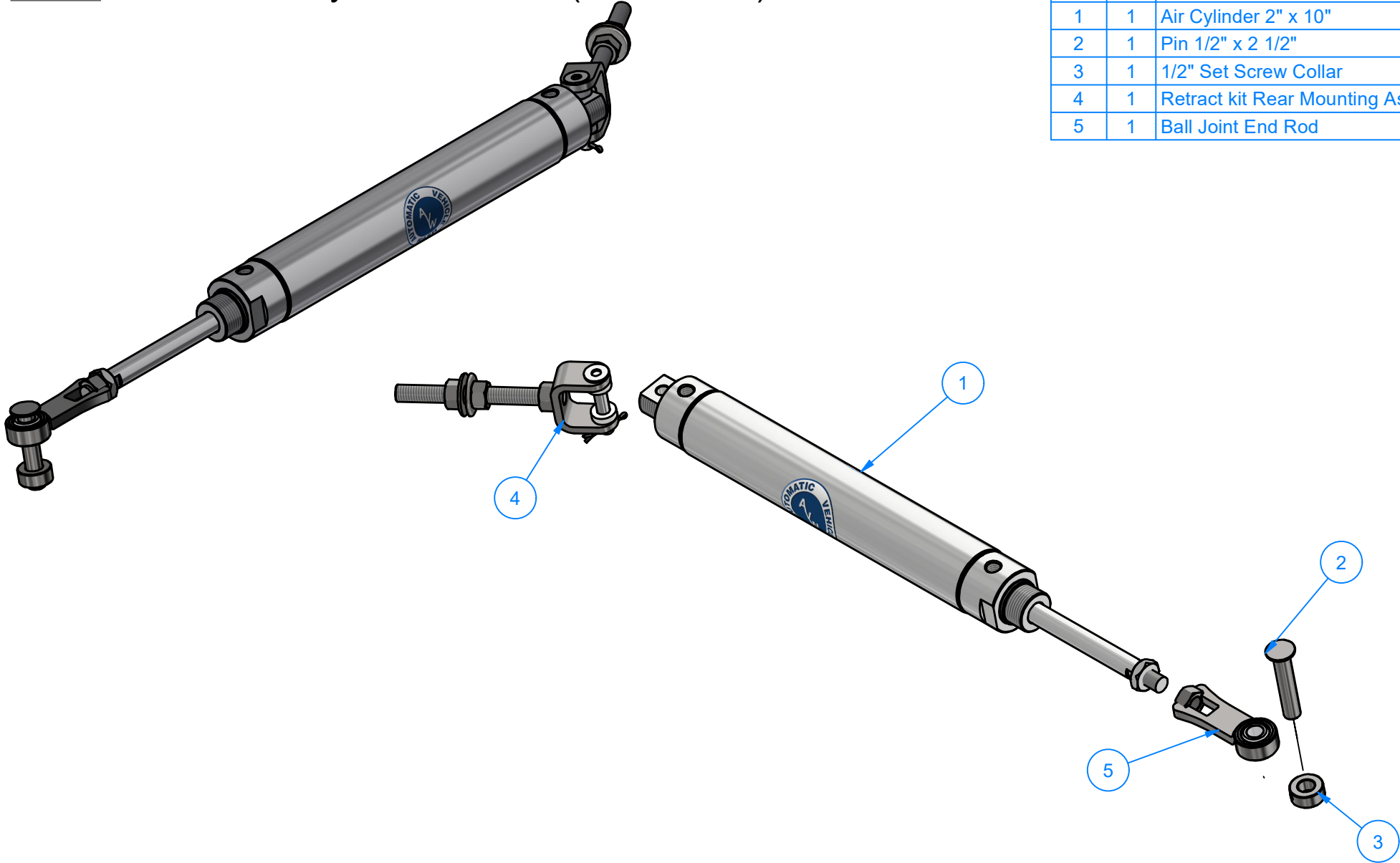
AVW EQUIPMENT CO., INC.  
105 S. 9TH AVENUE  
MAYWOOD, IL 60153  
Tel: 708-343-7738 Fax: 708-343-9065  
WWW.AVWEQUIPMENT.COM

**- COMPANY PROPRIETARY NOTE -**  
THIS DRAWING AND ITS DESIGNS ARE PROPERTY OF AVW EQUIPMENT CO. &  
IT IS NOT TO BE USED OR REPRODUCED WITHOUT THE PERMISSION FROM AVW CO.

DRAWN BY	Jibin	CUSTOMER: AVW EQUIPMENT	
CHECKED BY		PROJECT: OT2-WACB0405_Octasquared Wrap Contour Combo	
QTY		DESCRIPTION: Wrap Stabilizer Rear Mount Clevis Assembly	
RELEASE DATE	12/1/2021	PART NUMBER: WA2FC	REV# 1
DIMENSION ARE IN INCHES & PROVIDED PRIOR TO SURFACE TREATMENTS, UNLESS NOTED.		SIZE A	EST WEIGHT: SHEET 33 of 93

PATH:L:\Libraries\Productivity\Assembly Arms\Wrap Arms\Parts\WA2FC-0318\_Wrap Stabilizer Rear Mount\WA2FC-0318.iam

TR1R - Retract Air Cylinder 2" x 10" (OPTIONAL)



Parts List		
ITEM	QTY	DESCRIPTION
1	1	Air Cylinder 2" x 10"
2	1	Pin 1/2" x 2 1/2"
3	1	1/2" Set Screw Collar
4	1	Retract kit Rear Mounting Assy
5	1	Ball Joint End Rod

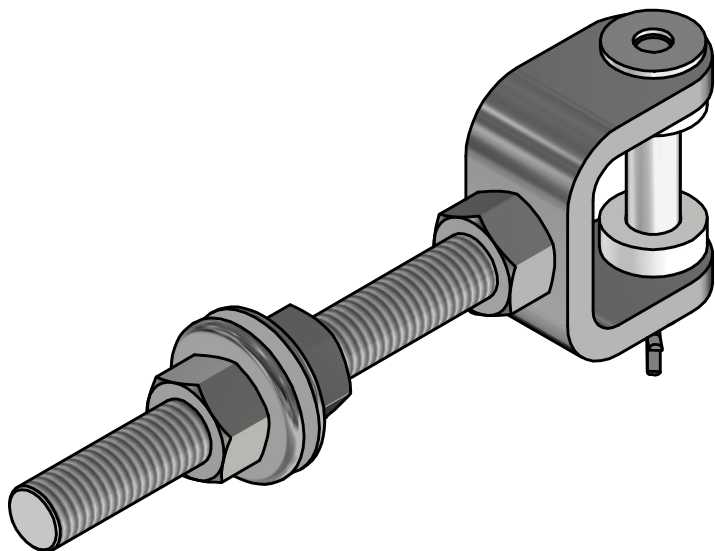


AVW EQUIPMENT CO., INC.  
105 S. 9TH AVENUE  
MAYWOOD, IL 60153  
Tel: 708-343-7738 Fax: 708-343-9065  
WWW.AVWEQUIPMENT.COM

- COMPANY PROPRIETARY NOTE -  
THIS DRAWING AND ITS DESIGNS ARE PROPERTY OF AVW EQUIPMENT CO. &  
IT IS NOT TO BE USED OR REPRODUCED WITHOUT THE PERMISSION FROM AVW CO.

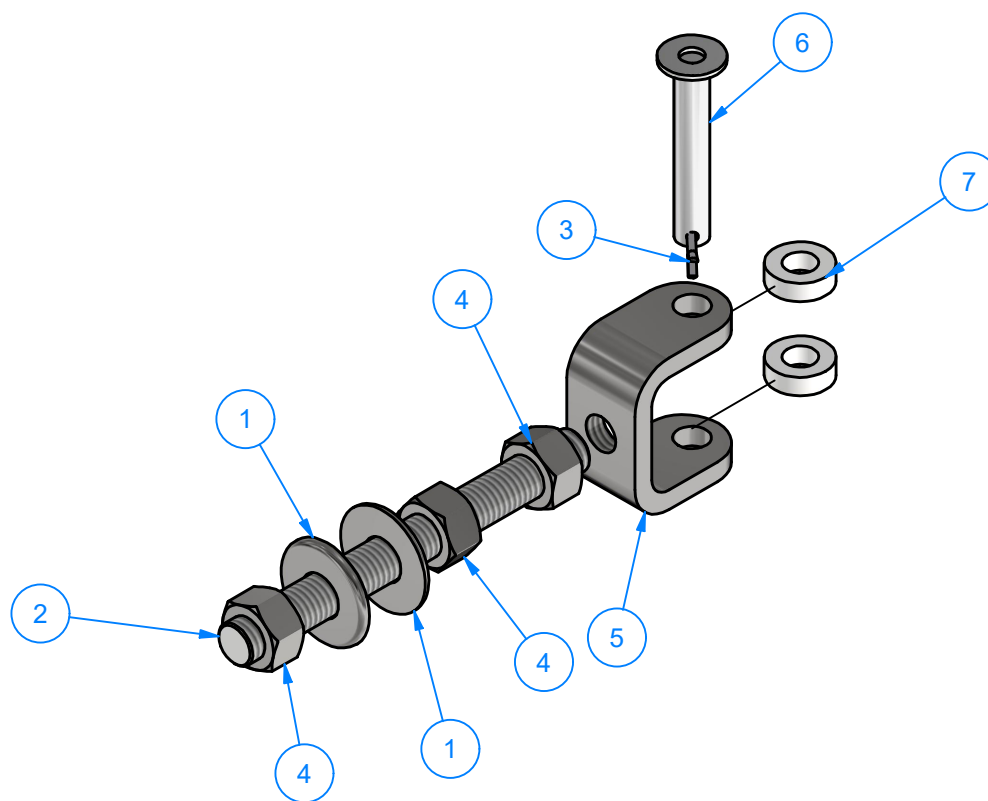
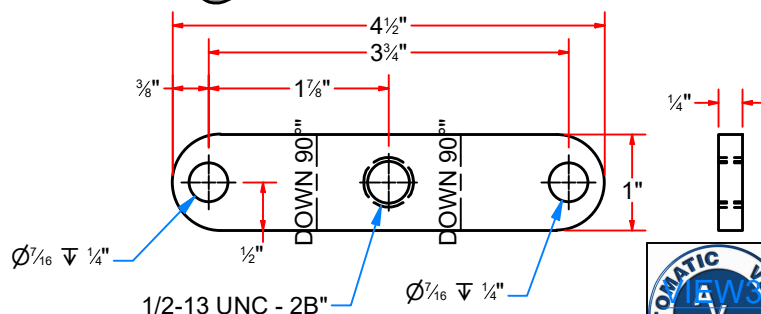
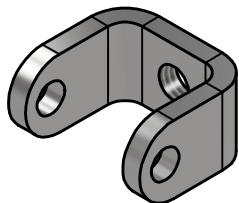
DRAWN BY	Jibin	CUSTOMER: AVW EQUIPMENT	
CHECKED BY		PROJECT: OT2-WACB0405_Octasquared Wrap Contour Combo	
QTY		DESCRIPTION: Retract Air Cylinder 2" x 10" (OPTIONAL)	
RELEASE DATE	12/1/2021	PART NUMBER: TR1R	REV# 1
DIMENSION ARE IN INCHES & PROVIDED PRIOR TO SURFACE TREATMENTS, UNLESS NOTED.		SIZE A	EST WEIGHT: SHEET 34 of 93

## **WA2GA** - Retract kit Rear Mounting Assy



Parts List		
ITEM	QTY	DESCRIPTION
1	2	1/2" Flat Washer
2	1	Threaded Rod 1/2"-13 X 5" LG.
3	1	Cotter Pin
4	3	1/2" - 13 UNC Hex Nut
5	1	Clevis w/ threaded hole
6	1	Pin 3/8" x 2 1/4" LG
7	2	Retract kit Rear Mount Bush

## WA2GA1 - Clevis w/ threaded hole



**AVW EQUIPMENT CO., INC.**  
105 S. 9TH AVENUE  
MAYWOOD, IL 60153  
Tel: 708-343-7738 Fax: 708-343-9065  
[WWW.AVWEQUIPMENT.COM](http://WWW.AVWEQUIPMENT.COM)

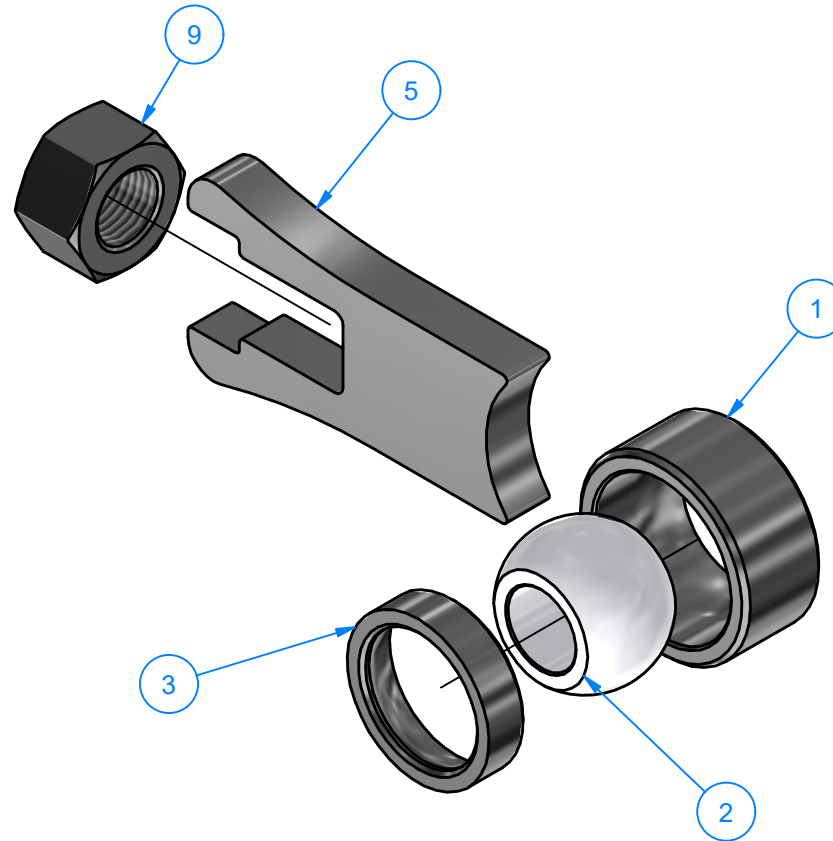

- COMPANY PROPRIETARY NOTE -

THIS DRAWING AND ITS DESIGNS ARE PROPERTY OF AVW EQUIPMENT CO. & IT IS NOT TO BE USED OR REPRODUCED WITHOUT THE PERMISSION FROM AVW CO.

PATH:L:\Libraries\Parts\Air Cylinders\Parts\Retract kit Rear Mounting Assy.iam

DRAWN BY	Jibin	CUSTOMER: AVW EQUIPMENT		
CHECKED BY		PROJECT: OT2-WACB0405_Octasquared Wrap Contour Combo		
QTY		DESCRIPTION: Retract kit Rear Mounting Assy		
RELEASE DATE	12/1/2021	PART NUMBER: WA2GA		REV# 1
DIMENSION ARE IN INCHES & PROVIDED PRIOR TO SURFACE TREATMENTS, UNLESS NOTED.		SIZE A	EST WEIGHT:	SHEET 35 of 93

# BJ1-2-20 - Ball Joint End Rod



Parts List		
ITEM	QTY	DESCRIPTION
1	1	Large Ring OD 1.25" ID 1"
2	1	Nylon Ball Insert 1" OD. x 1/2" ID. x 5/8" LG
3	1	Small Ring OD 1" ID 3/4"
5	1	Cylinder Lever 5/16"
9	1	Hex Nut - 1/2"-20 SS



AVW EQUIPMENT CO., INC.  
105 S. 9TH AVENUE  
MAYWOOD, IL 60153  
Tel: 708-343-7738 Fax: 708-343-9065  
WWW.AVWEQUIPMENT.COM

## - COMPANY PROPRIETARY NOTE -

THIS DRAWING AND ITS DESIGNS ARE PROPERTY OF AVW EQUIPMENT CO. & IT IS NOT TO BE USED OR REPRODUCED WITHOUT THE PERMISSION FROM AVW CO.

DRAWN BY

Jibin

CUSTOMER: AVW EQUIPMENT

CHECKED BY

PROJECT: OT2-WACB0405\_Octasquared Wrap Contour Combo

QTY

DESCRIPTION: Ball Joint End Rod

RELEASE DATE

12/1/2021

PART NUMBER: BJ1-2-20

REV# 1

DIMENSION ARE IN INCHES & PROVIDED PRIOR TO SURFACE TREATMENTS, UNLESS NOTED.

SIZE  
A

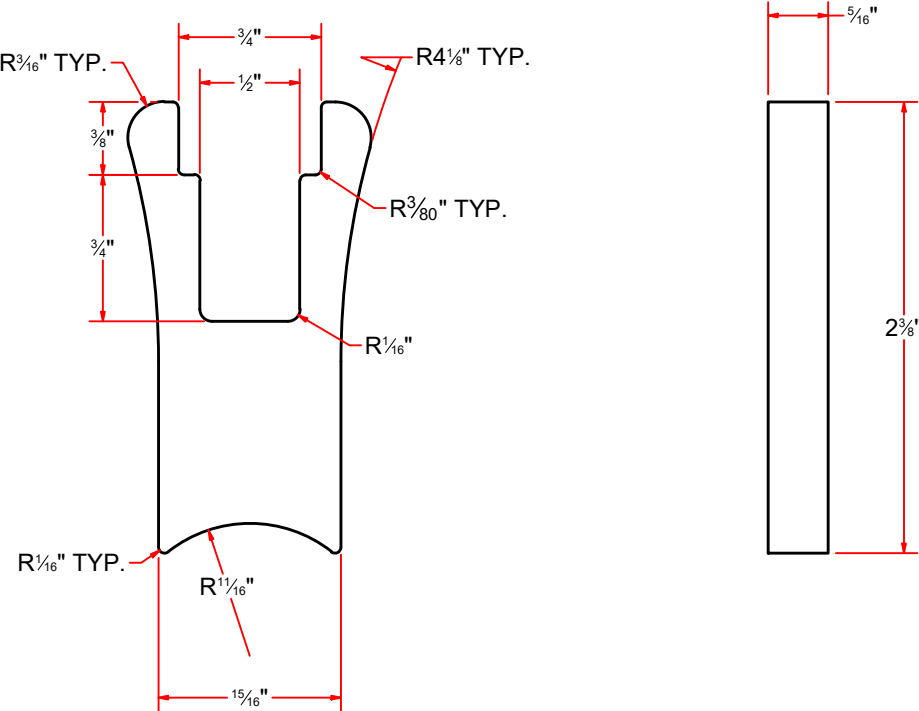
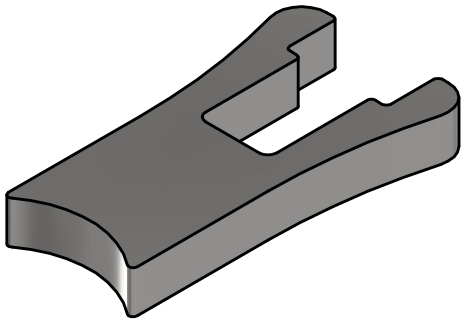
EST WEIGHT:

SHEET 36 of 93

PATH:L:\Libraries\AVW Components\Ball Joint Rod End\Ball Joint Rod End\BJ1-2-20.iam



BJ1-2-20D - Cylinder Lever 5/16"

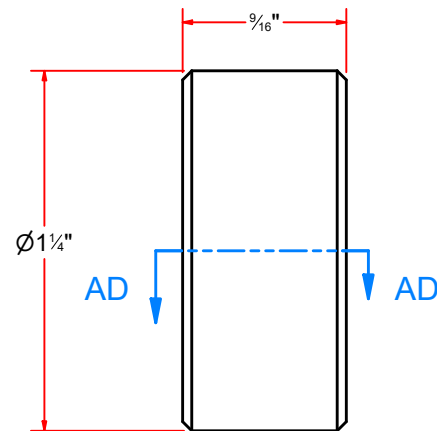
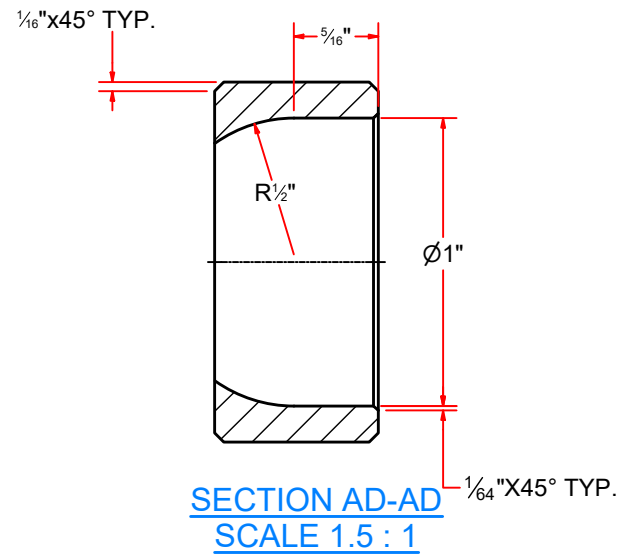


AVW EQUIPMENT CO., INC.  
105 S. 9TH AVENUE  
MAYWOOD, IL 60153  
Tel: 708-343-7738 Fax: 708-343-9065  
WWW.AVWEQUIPMENT.COM

- COMPANY PROPRIETARY NOTE -  
THIS DRAWING AND ITS DESIGNS ARE PROPERTY OF AVW EQUIPMENT CO. &  
IT IS NOT TO BE USED OR REPRODUCED WITHOUT THE PERMISSION FROM AVW CO.

DRAWN BY	Jibin	CUSTOMER: AVW EQUIPMENT	
CHECKED BY		PROJECT: OT2-WACB0405_Octasquared Wrap Contour Combo	
QTY		DESCRIPTION: Cylinder Lever 5/16"	
RELEASE DATE	12/1/2021	PART NUMBER: BJ1-2-20D	REV# 1
DIMENSION ARE IN INCHES & PROVIDED PRIOR TO SURFACE TREATMENTS, UNLESS NOTED.		SIZE A	EST WEIGHT: SHEET 37 of 93

# BJ1-2-20C - Large Ring OD 1.25" ID 1"



AVW EQUIPMENT CO., INC.  
105 S. 9TH AVENUE  
MAYWOOD, IL 60153  
Tel: 708-343-7738 Fax: 708-343-9065  
WWW.AVWEQUIPMENT.COM

## - COMPANY PROPRIETARY NOTE -

THIS DRAWING AND ITS DESIGNS ARE PROPERTY OF AVW EQUIPMENT CO. & IT IS NOT TO BE USED OR REPRODUCED WITHOUT THE PERMISSION FROM AVW CO.

DRAWN BY

Jibin

CUSTOMER: AVW EQUIPMENT

CHECKED BY

PROJECT: OT2-WACB0405\_Octasquared Wrap Contour Combo

QTY

DESCRIPTION: Large Ring OD 1.25" ID 1"

RELEASE DATE

12/1/2021

PART NUMBER: BJ1-2-20C

REV# 1

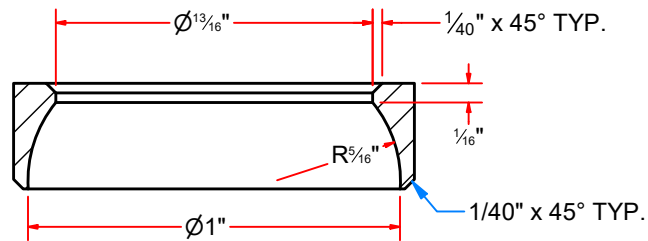
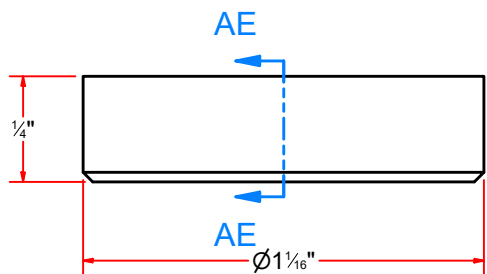
DIMENSION ARE IN INCHES & PROVIDED PRIOR TO SURFACE TREATMENTS, UNLESS NOTED.

SIZE  
A

EST WEIGHT:

SHEET 38 of 93

BJ1-2-20B - Small Ring OD 1" ID 3/4"



SECTION AE-AE  
SCALE 2 : 1

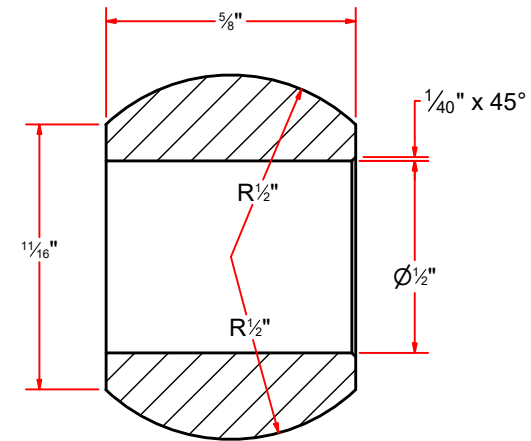
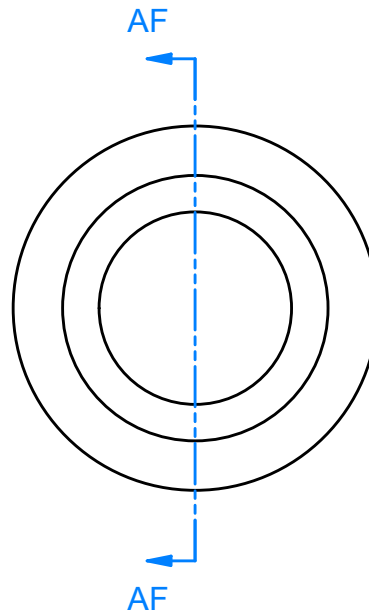
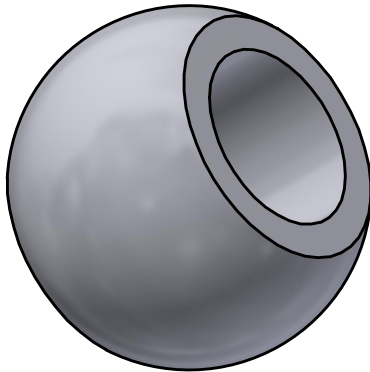


AVW EQUIPMENT CO., INC.  
105 S. 9TH AVENUE  
MAYWOOD, IL 60153  
Tel: 708-343-7738 Fax: 708-343-9065  
WWW.AVWEQUIPMENT.COM

- COMPANY PROPRIETARY NOTE -  
THIS DRAWING AND ITS DESIGNS ARE PROPERTY OF AVW EQUIPMENT CO. &  
IT IS NOT TO BE USED OR REPRODUCED WITHOUT THE PERMISSION FROM AVW CO.

DRAWN BY	Jibin	CUSTOMER: AVW EQUIPMENT	
CHECKED BY		PROJECT: OT2-WACB0405_Octasquared Wrap Contour Combo	
QTY		DESCRIPTION: Small Ring OD 1" ID 3/4"	
RELEASE DATE	12/1/2021	PART NUMBER: BJ1-2-20B	REV# 1
DIMENSION ARE IN INCHES & PROVIDED PRIOR TO SURFACE TREATMENTS, UNLESS NOTED.		SIZE A	EST WEIGHT: SHEET 39 of 93

# BJ1-2-20A - Nylon Ball Insert 1" OD. x 1/2" ID. x 5/8" LG



**SECTION AF-AF**  
**SCALE 2 : 1**



AVW EQUIPMENT CO., INC.  
105 S. 9TH AVENUE  
MAYWOOD, IL 60153  
Tel: 708-343-7738 Fax: 708-343-9065  
WWW.AVWEQUIPMENT.COM

**- COMPANY PROPRIETARY NOTE -**

THIS DRAWING AND ITS DESIGNS ARE PROPERTY OF AVW EQUIPMENT CO. & IT IS NOT TO BE USED OR REPRODUCED WITHOUT THE PERMISSION FROM AVW CO.

DRAWN BY

Jibin

CUSTOMER: AVW EQUIPMENT

CHECKED BY

PROJECT: OT2-WACB0405\_Octasquared Wrap Contour Combo

QTY

DESCRIPTION: Nylon Ball Insert 1" OD. x 1/2" ID. x 5/8" LG

RELEASE DATE

12/1/2021

PART NUMBER: BJ1-2-20A

REV# 1

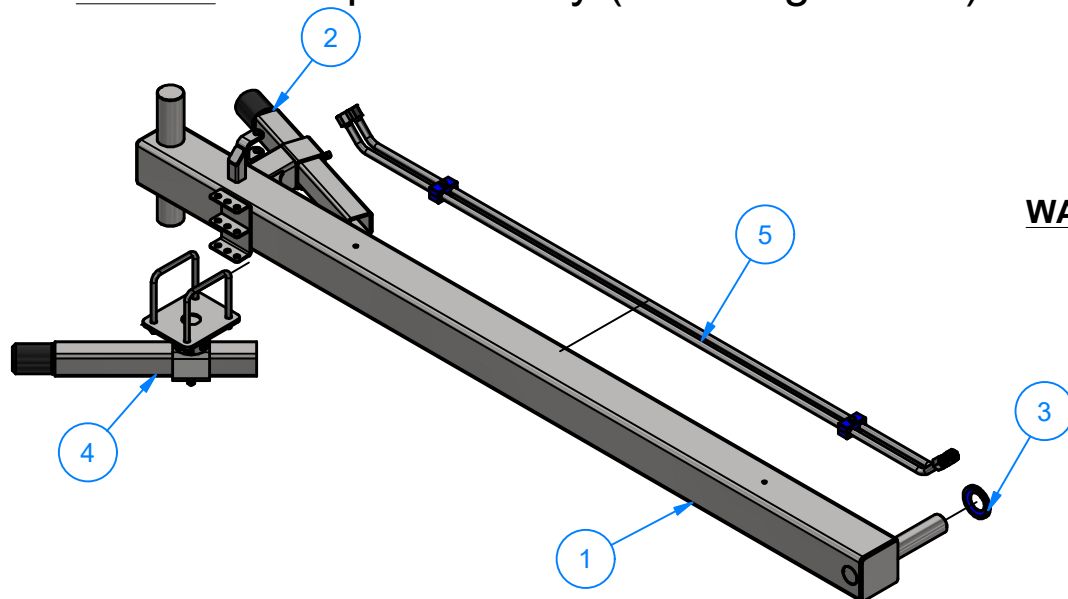
DIMENSION ARE IN INCHES & PROVIDED PRIOR TO SURFACE TREATMENTS, UNLESS NOTED.

SIZE  
**A**

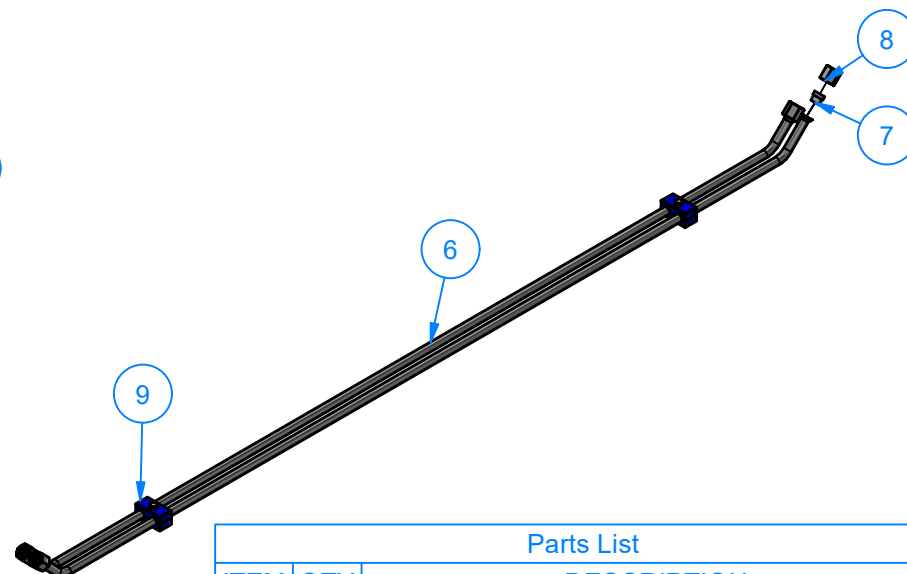
EST WEIGHT:

SHEET 40 of 93

## WA1E - Wrap Arm Assy (Passenger Side)



## WA1EB - WRAP ARM - 76" LG. HYDRAULIC LINE ASSEMBLY



Parts List

ITEM	QTY	DESCRIPTION
1	1	WRAP ARM WELDMENT 76" [H PASSENGER]
2	1	Rubber Bumper Stop Assembly
3	1	UHMW Weld Cover
4	1	Adjustable Z Wrap Bumper
5	1	WRAP ARM - 76" LG. HYDRAULIC LINE ASSEMBLY

Parts List

ITEM	QTY	DESCRIPTION
6	2	Hydraulic Tube 1/2" O.D. x W.035" x 64" LG.
7	4	Sleeve 1/2" - 37 Deg Flared Tube
8	4	3/4"-16 Nut 37° Flared Fitting
9	2	1/2" Hydraulic Line Clamp UHMW



AVW EQUIPMENT CO., INC.  
105 S. 9TH AVENUE  
MAYWOOD, IL 60153  
Tel: 708-343-7738 Fax: 708-343-9065  
WWW.AVWEQUIPMENT.COM

### - COMPANY PROPRIETARY NOTE -

THIS DRAWING AND ITS DESIGNS ARE PROPERTY OF AVW EQUIPMENT CO. & IT IS NOT TO BE USED OR REPRODUCED WITHOUT THE PERMISSION FROM AVW CO.

DRAWN BY

Jibin

CUSTOMER: AVW EQUIPMENT

CHECKED BY

PROJECT: OT2-WACB0405\_Octasquared Wrap Contour Combo

QTY

DESCRIPTION: WRAP ARM - 76" LG. HYDRAULIC LINE ASSEMBLY

RELEASE DATE

12/1/2021

PART NUMBER: WA1EB

REV# 1

DIMENSION ARE IN INCHES & PROVIDED PRIOR TO SURFACE TREATMENTS, UNLESS NOTED.

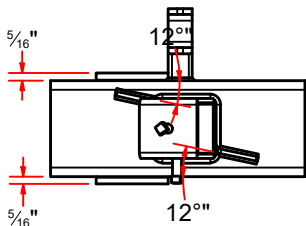
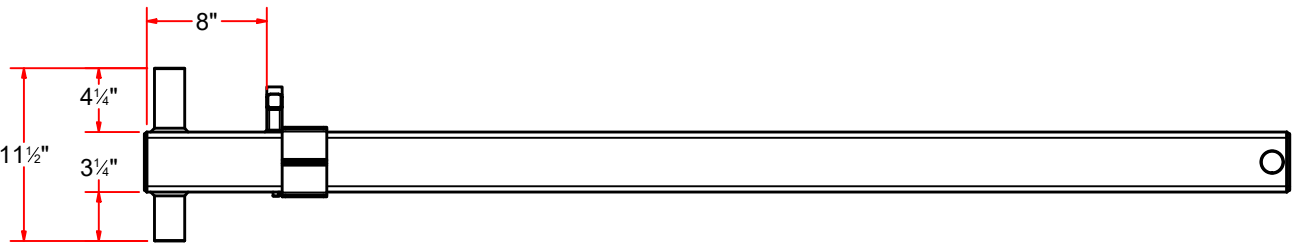
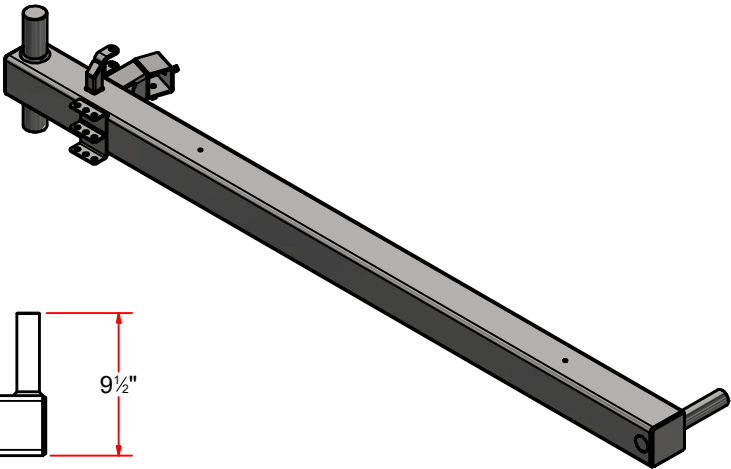
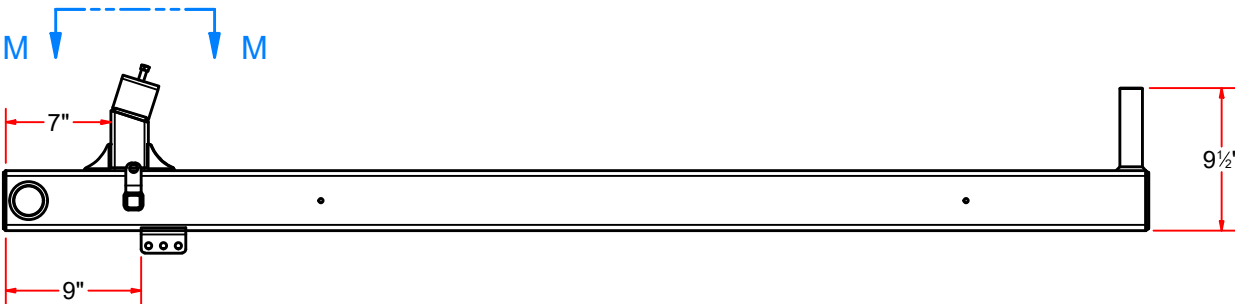
SIZE  
A

EST WEIGHT:

SHEET 41 of 93

PATH:L:\Libraries\Productivity\Hydraulic Lines\Wrap Straight Arm - Hydraulic Lines\Wrap Straight Arm - Hydraulic Lines (76 LG).iam

WA1EA - WRAP ARM WELDMENT 76" [H PASSENGER]



VIEW M-M

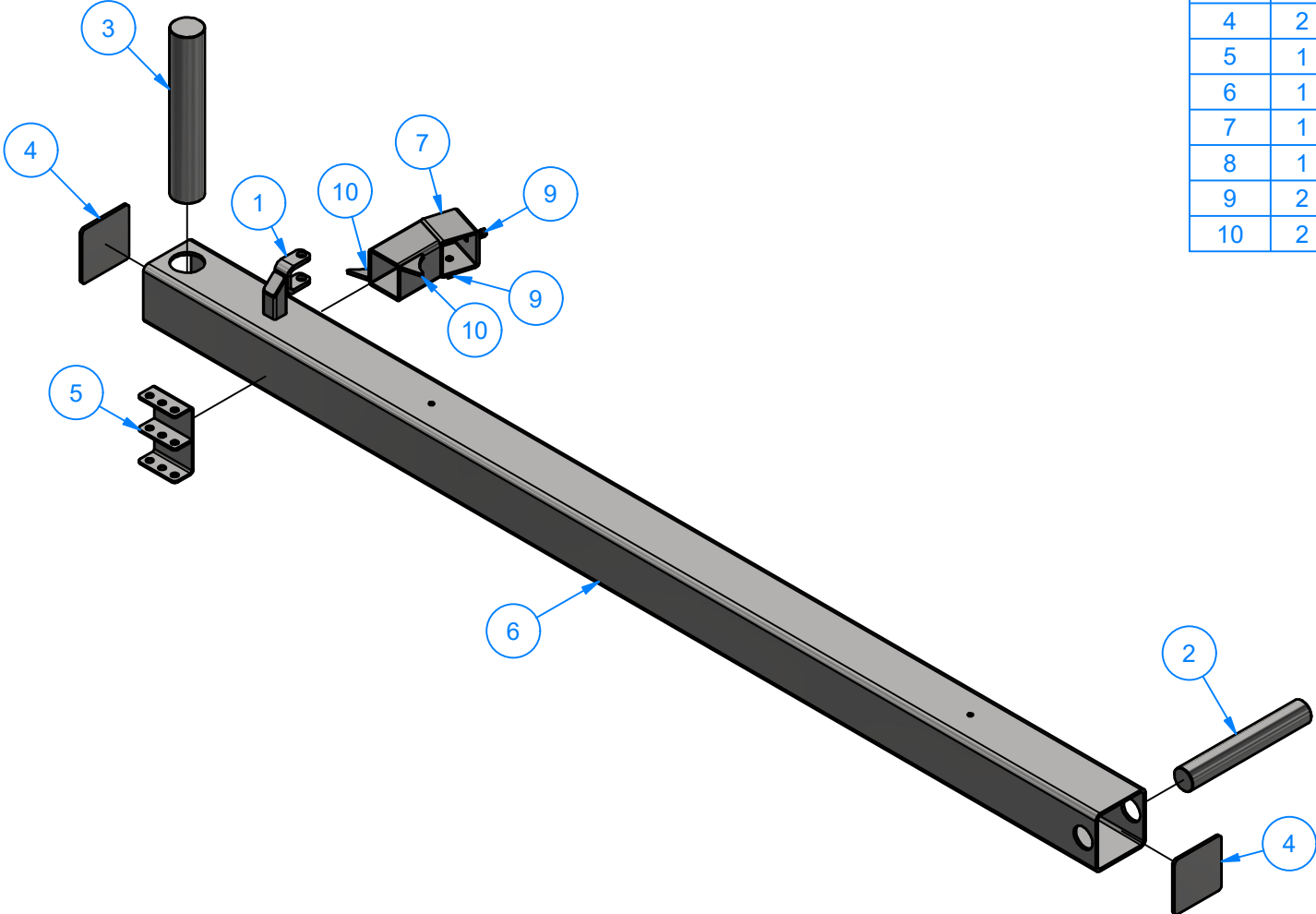


AVW EQUIPMENT CO., INC.  
105 S. 9TH AVENUE  
MAYWOOD, IL 60153  
Tel: 708-343-7738 Fax: 708-343-9065  
WWW.AVWEQUIPMENT.COM

- COMPANY PROPRIETARY NOTE -  
THIS DRAWING AND ITS DESIGNS ARE PROPERTY OF AVW EQUIPMENT CO. &  
IT IS NOT TO BE USED OR REPRODUCED WITHOUT THE PERMISSION FROM AVW CO.

DRAWN BY	Jibin	CUSTOMER: AVW EQUIPMENT	
CHECKED BY		PROJECT: OT2-WACB0405_Octasquared Wrap Contour Combo	
QTY		DESCRIPTION: WRAP ARM WELDMENT 76" [H PASSENGER]	
RELEASE DATE	12/1/2021	PART NUMBER: WA1EA	REV# 1
DIMENSION ARE IN INCHES & PROVIDED PRIOR TO SURFACE TREATMENTS, UNLESS NOTED.		SIZE A	SHEET 42 of 93
EST WEIGHT:			

WA1EA - WRAP ARM WELDMENT 76" [H PASSENGER]



Parts List		
ITEM	QTY	DESCRIPTION
1	1	1/2" Clevis
2	1	Round Shaft 1 1/2" O.D. x 9 1/2" LG.
3	1	Round Shaft 2" O.D. x 11 1/2" LG.
4	2	Plate #3/16"x 3 3/4"x 3 3/4"
5	1	Dual Shock Absorber Bracket
6	1	Sq. Tube 4" x 4" x 76" LG
7	1	Sq.Tubing [7 Ga.] 2-1/2" x 2 1/2" LG.
8	1	Sq.Tubing [7 Ga.] 2-1/2" x 4" LG.
9	2	Square Bolt - 3/8"-16 x 3/4" L
10	2	Gusset #3/16" x 1-3_4x1-3_4

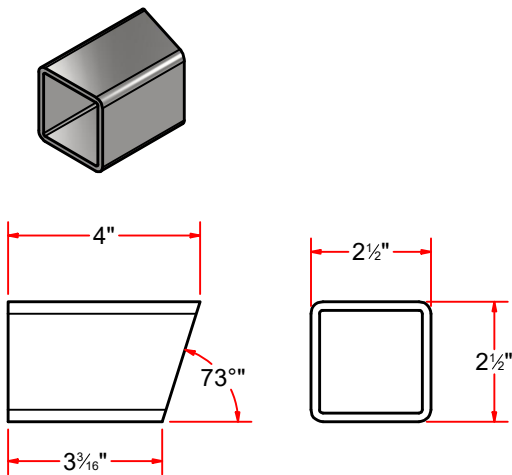
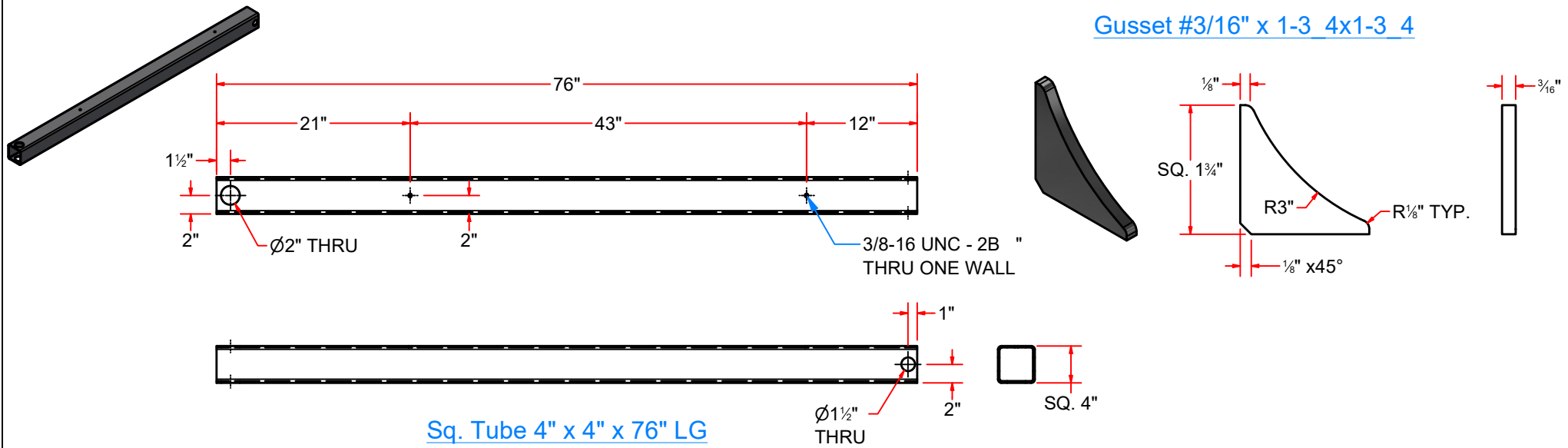


AVW EQUIPMENT CO., INC.  
105 S. 9TH AVENUE  
MAYWOOD, IL 60153  
Tel: 708-343-7738 Fax: 708-343-9065  
WWW.AVWEQUIPMENT.COM

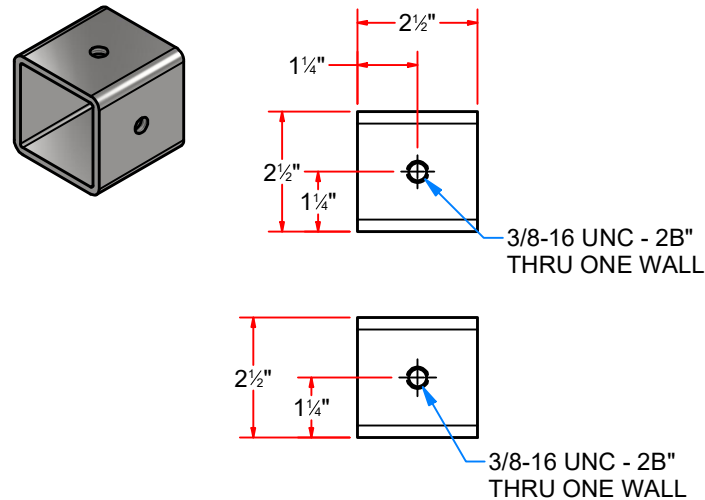
- COMPANY PROPRIETARY NOTE -  
THIS DRAWING AND ITS DESIGNS ARE PROPERTY OF AVW EQUIPMENT CO. &  
IT IS NOT TO BE USED OR REPRODUCED WITHOUT THE PERMISSION FROM AVW CO.

DRAWN BY	Jibin	CUSTOMER: AVW EQUIPMENT	
CHECKED BY		PROJECT: OT2-WACB0405_Octasquared Wrap Contour Combo	
QTY		DESCRIPTION: WRAP ARM WELDMENT 76" [H PASSENGER]	
RELEASE DATE	12/1/2021	PART NUMBER: WA1EA	REV# 1
DIMENSION ARE IN INCHES & PROVIDED PRIOR TO SURFACE TREATMENTS, UNLESS NOTED.		SIZE A	EST WEIGHT: SHEET 43 of 93

# Gusset #3/16" x 1-3 4x1-3 4



Sq.Tubing [7 Ga.] 2-1/2" x 4" LG.



Sq.Tubing [7 Ga.] 2-1/2" x 2 1/2" LG.

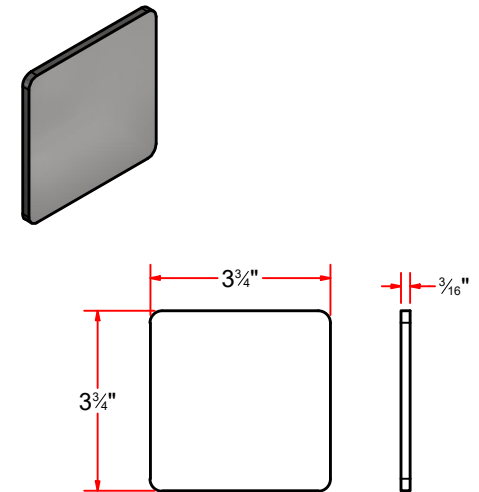


Plate #3/16"x 3 3/4"x 3 3/4"



AVW EQUIPMENT CO., INC.  
105 S. 9TH AVENUE  
MAYWOOD, IL 60153  
Tel: 708-343-7738 Fax: 708-343-9065  
WWW.AVWEQUIPMENT.COM

## - COMPANY PROPRIETARY NOTE -

THIS DRAWING AND ITS DESIGNS ARE PROPERTY OF AVW EQUIPMENT CO. & IT IS NOT TO BE USED OR REPRODUCED WITHOUT THE PERMISSION FROM AVW CO.

PATH: C:\Libraries\Productivity\Assembly Arms\Wrap Arms\Wrap Arm [Reversed -Hydraulic]AG1-WA1E - Reversed Wrap Arm Assembly 76 in [H Passenger]\Parts\AG1-WA1EAA - Reversed Straight Wrap Arm weldment [Passenger Side 76]\Parts\AG1-WA1EAA.ipt

DRAWN BY

Jibin

CUSTOMER: AVW EQUIPMENT

CHECKED BY

PROJECT: OT2-WACB0405\_Octasquared Wrap Contour Combo

QTY

DESCRIPTION: Sq. Tube 4" x 4" x 76" LG

RELEASE DATE

12/1/2021

PART NUMBER: AG1-WA1EAA

REV# 1

DIMENSION ARE IN INCHES & PROVIDED PRIOR TO SURFACE TREATMENTS, UNLESS NOTED.

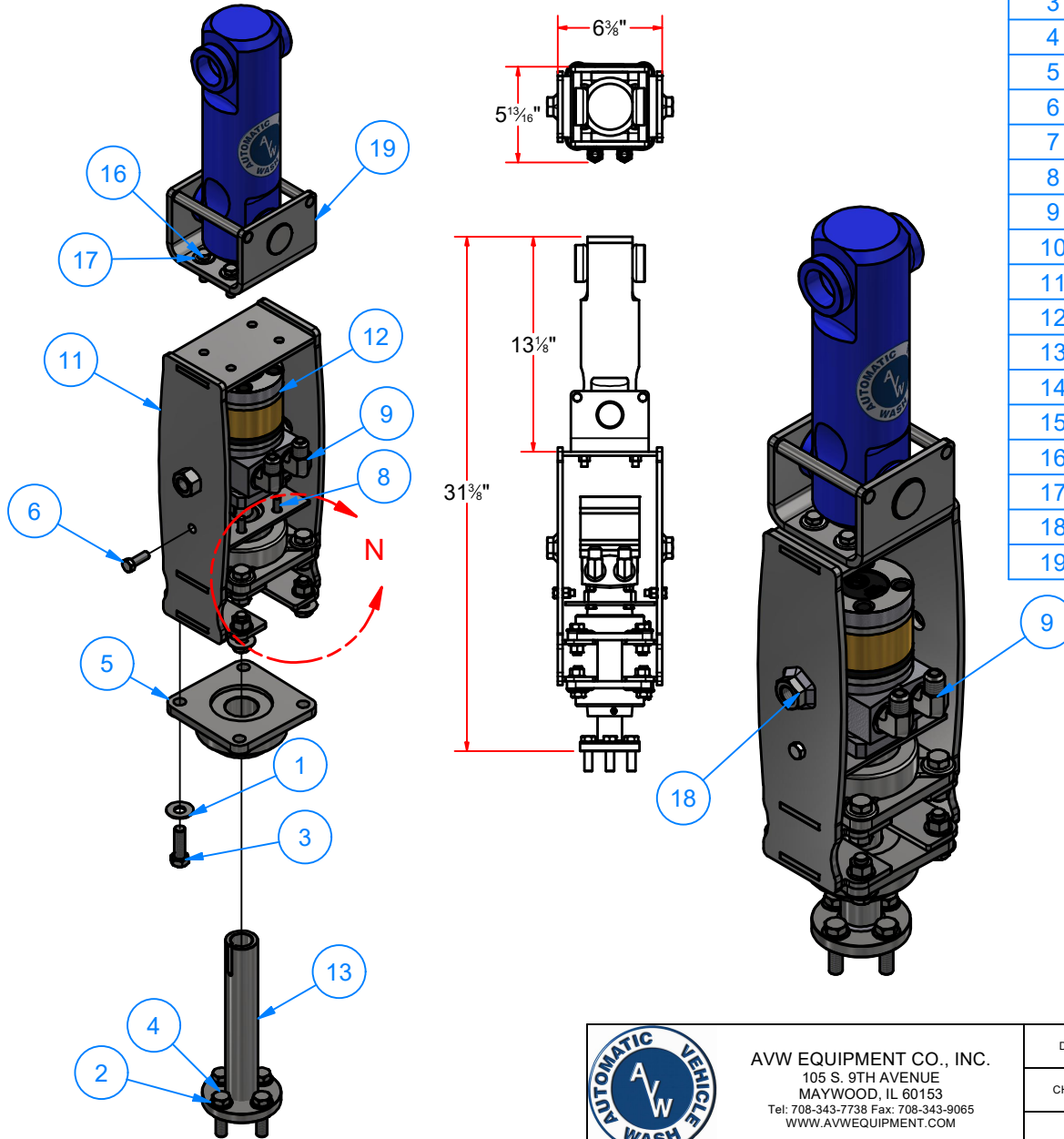
SIZE A

EST WEIGHT:

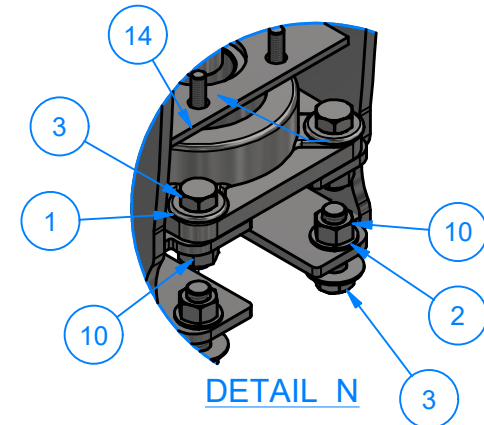
SHEET 44 of 93



# WA10K - Wrap Around Shaft Assembly



Parts List		
ITEM	QTY	DESCRIPTION
1	8	1/2" Flat Washer
2	12	1/2" Split Lock Washer
3	8	1/2" - 13 x 1 1/2" UNC Hex Screw
4	4	1/2"-13 x 1.75" L Hex Screw
5	2	1-1/2" Flange Mount Bearing-Nickel Plated
6	2	3/8" - 16 x 1" UNC Hex Screw
7	2	3/8"-16 Nylon Hex Nut
8	4	5/16"-18 x 1" L Hex Screw
9	2	Elbow (1/2" NPT Male X 1/2" JIC Male)
10	8	1/2" - 13 UNC Hex Nut
11	1	Hydraulic Wrap Around M. Mount
12	1	Hydraulic Motor
13	1	Stub Shaft 1 1/2"D x 9" LG.
14	1	Torque Plate
15	4	Hex Nut - 3/8"-16
16	4	3/8" - 16 x 1 1/4" UNC Hex Screw
17	4	3/8" Flat Washer
18	2	Hex Nut - 3/4-10 UNC
19	1	Universal Coupling Welded Assembly [12.5 in L]



AVW EQUIPMENT CO., INC.  
105 S. 9TH AVENUE  
MAYWOOD, IL 60153  
Tel: 708-343-7738 Fax: 708-343-9065  
WWW.AVWEQUIPMENT.COM

## - COMPANY PROPRIETARY NOTE -

THIS DRAWING AND ITS DESIGNS ARE PROPERTY OF AVW EQUIPMENT CO. & IT IS NOT TO BE USED OR REPRODUCED WITHOUT THE PERMISSION FROM AVW CO.

DRAWN BY

Jibin

CUSTOMER: AVW EQUIPMENT

CHECKED BY

PROJECT: OT2-WACB0405\_Octasquared Wrap Contour Combo

QTY

DESCRIPTION: Wrap Around Shaft Assembly

RELEASE DATE

12/1/2021

PART NUMBER: WA10K

REV# 1

DIMENSION ARE IN INCHES & PROVIDED PRIOR TO SURFACE TREATMENTS, UNLESS NOTED.

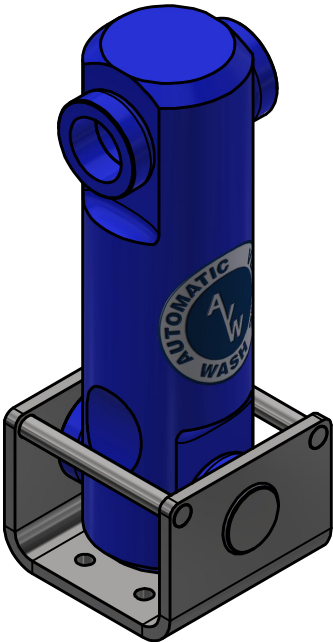
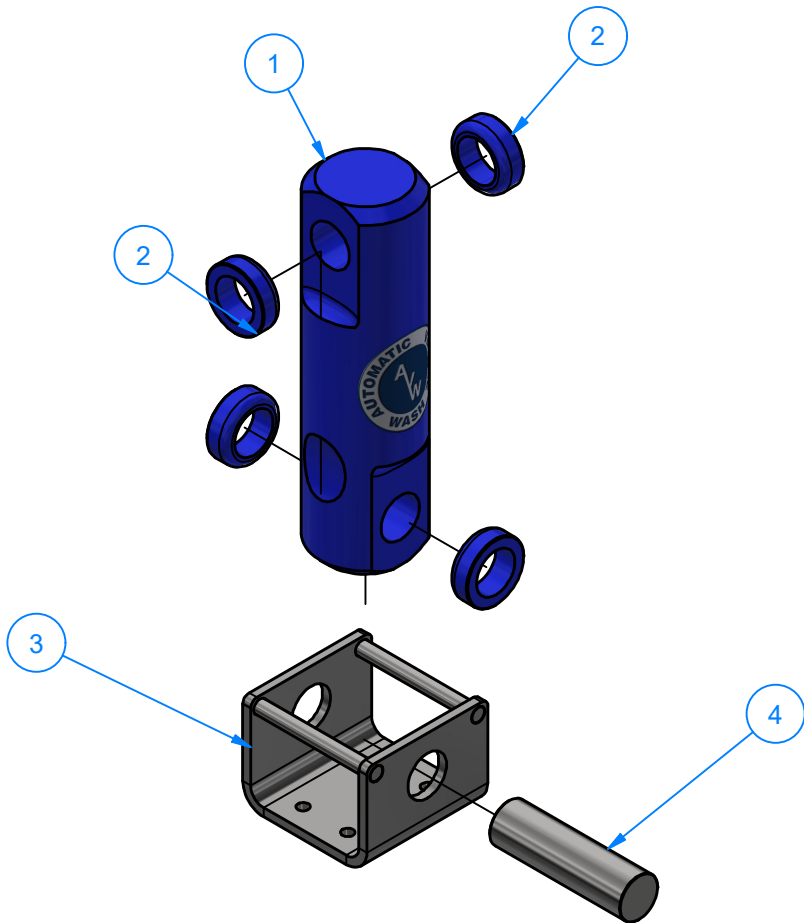
SIZE A

EST WEIGHT:

SHEET 45 of 93

WA2H-0210 - Universal Coupling Welded Assembly [12.5 in L]

Parts List		
ITEM	QTY	DESCRIPTION
1	1	UHMW Coupler 12 1/2" LG
2	4	UHMW Spacer 2 1/4" OD x 1 1/2" ID x 3/4" L
3	1	Universal Coupler Base
4	1	Shaft D 1 1/2" x 5 1/8" LG



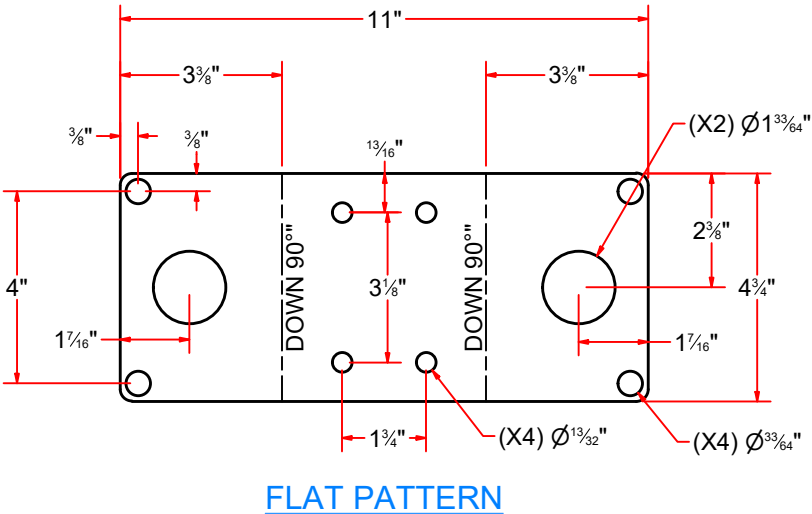
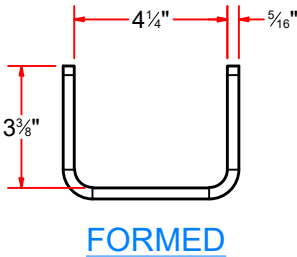
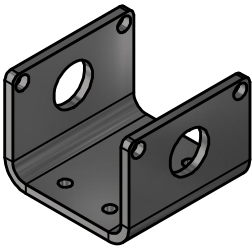
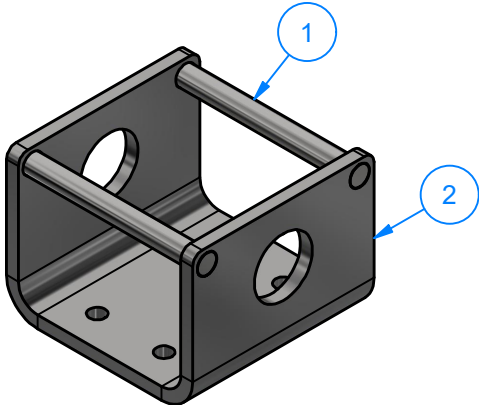
AVW EQUIPMENT CO., INC.  
105 S. 9TH AVENUE  
MAYWOOD, IL 60153  
Tel: 708-343-7738 Fax: 708-343-9065  
WWW.AVWEQUIPMENT.COM

- COMPANY PROPRIETARY NOTE -  
THIS DRAWING AND ITS DESIGNS ARE PROPERTY OF AVW EQUIPMENT CO. &  
IT IS NOT TO BE USED OR REPRODUCED WITHOUT THE PERMISSION FROM AVW CO.

DRAWN BY	Jibin	CUSTOMER: AVW EQUIPMENT	
CHECKED BY		PROJECT: OT2-WACB0405_Octasquared Wrap Contour Combo	
QTY		DESCRIPTION: Universal Coupling Welded Assembly [12.5 in L]	
RELEASE DATE	12/1/2021	PART NUMBER: WA2H-0210	REV# 1
DIMENSION ARE IN INCHES & PROVIDED PRIOR TO SURFACE TREATMENTS, UNLESS NOTED.		SIZE A	EST WEIGHT: SHEET 46 of 93

WA2HC - Universal Coupler Base

Parts List		
ITEM	QTY	DESCRIPTION
1	2	Shaft 1/2"OD x 4 7/8" LG.
2	1	Universal Base Plate [5/16"Ga] 4 3/4" W x 11" L



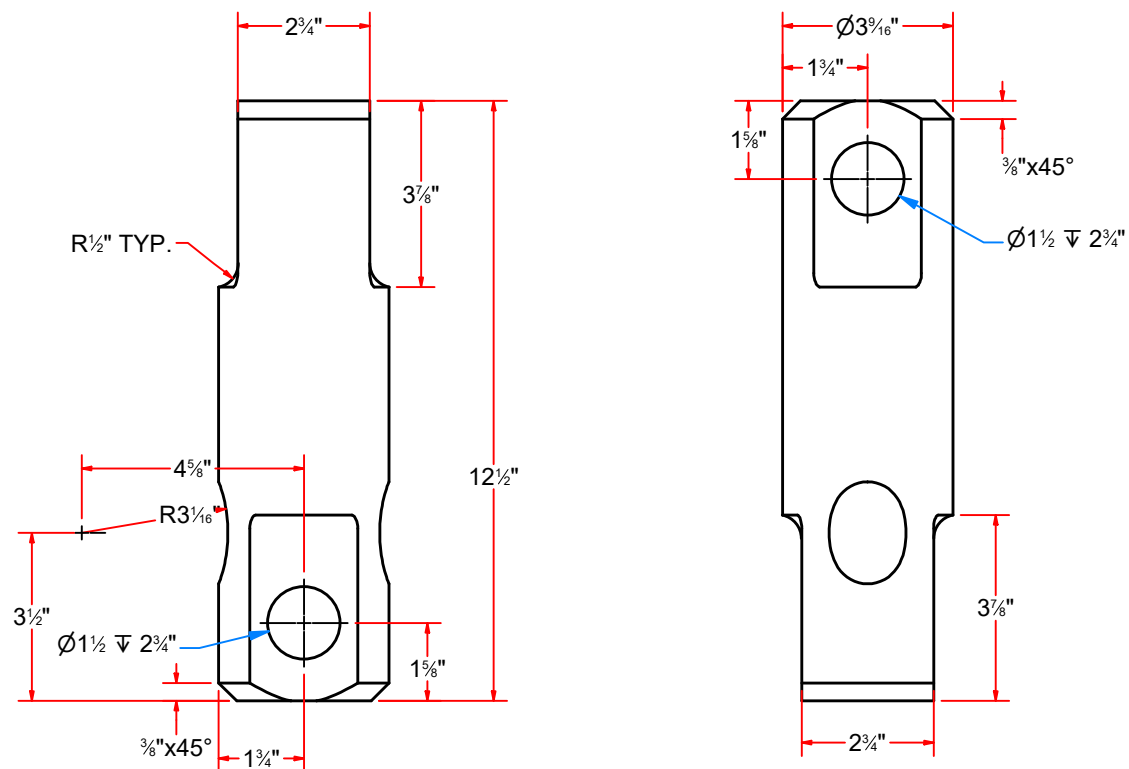
AVW EQUIPMENT CO., INC.  
105 S. 9TH AVENUE  
MAYWOOD, IL 60153  
Tel: 708-343-7738 Fax: 708-343-9065  
WWW.AVWEQUIPMENT.COM

- COMPANY PROPRIETARY NOTE -  
THIS DRAWING AND ITS DESIGNS ARE PROPERTY OF AVW EQUIPMENT CO. &  
IT IS NOT TO BE USED OR REPRODUCED WITHOUT THE PERMISSION FROM AVW CO.

DRAWN BY	Jibin	CUSTOMER: AVW EQUIPMENT	
CHECKED BY		PROJECT: OT2-WACB0405_Octasquared Wrap Contour Combo	
QTY		DESCRIPTION: Universal Coupler Base	
RELEASE DATE	12/1/2021	PART NUMBER: WA2HC	REV# 1
DIMENSION ARE IN INCHES & PROVIDED PRIOR TO SURFACE TREATMENTS, UNLESS NOTED.		SIZE A	EST WEIGHT:
			SHEET 47 of 93

# WA2HA-0210 - UHMW Coupler 12 1/2" LG

Parts List		
ITEM	QTY	DESCRIPTION
1	1	UHMW Coupler 12 1/2" LG



AVW EQUIPMENT CO., INC.  
105 S. 9TH AVENUE  
MAYWOOD, IL 60153  
Tel: 708-343-7738 Fax: 708-343-9065  
WWW.AVWEQUIPMENT.COM

## - COMPANY PROPRIETARY NOTE -

THIS DRAWING AND ITS DESIGNS ARE PROPERTY OF AVW EQUIPMENT CO. & IT IS NOT TO BE USED OR REPRODUCED WITHOUT THE PERMISSION FROM AVW CO.

DRAWN BY

Jibin

CUSTOMER: AVW EQUIPMENT

CHECKED BY

PROJECT: OT2-WACB0405\_Octasquared Wrap Contour Combo

QTY

DESCRIPTION: UHMW Coupler 12 1/2" LG

RELEASE DATE

12/1/2021

PART NUMBER: WA2HA-0210

REV# 1

DIMENSION ARE IN INCHES & PROVIDED PRIOR TO SURFACE TREATMENTS, UNLESS NOTED.

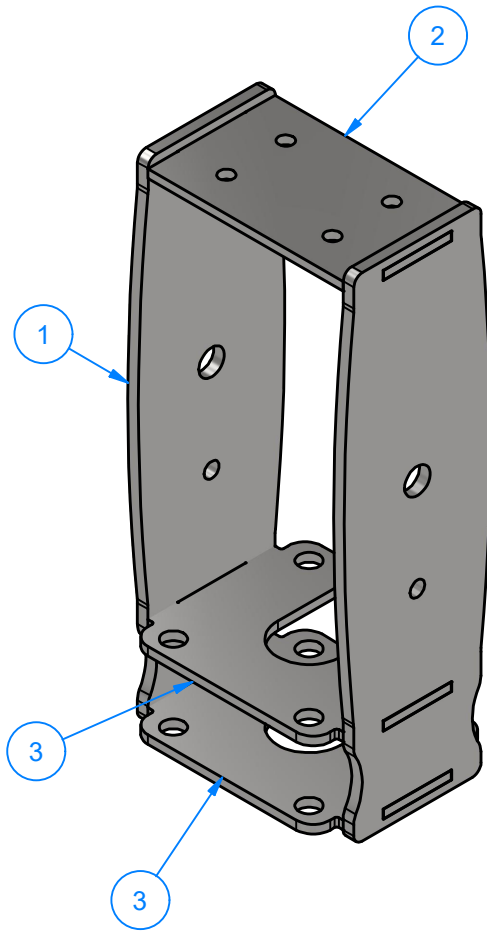
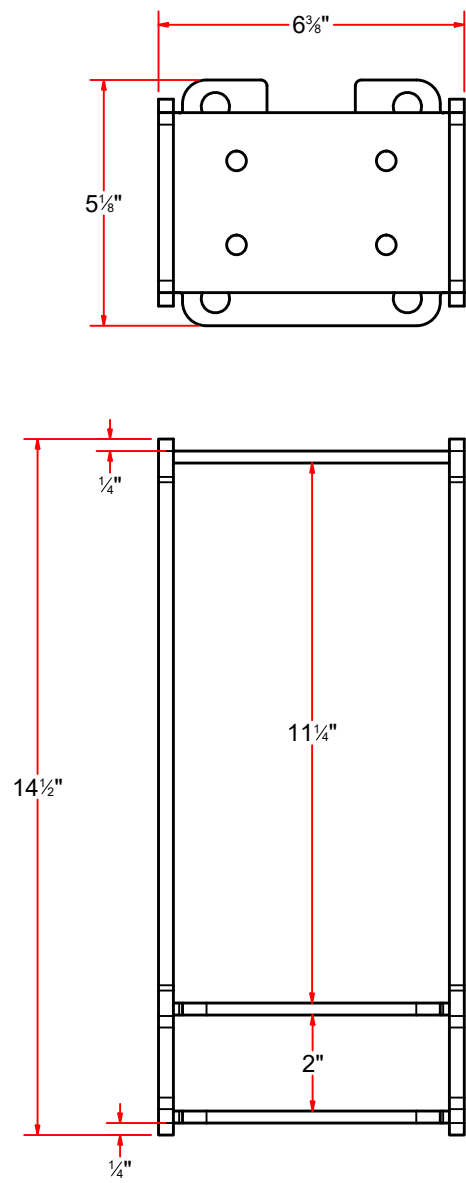
SIZE A

EST WEIGHT:

SHEET 48 of 93

PATH:L:\Libraries\Parts\Couplers\UHMW\Standard UHMW Copupler 12.5in.ipt

WA10KA - Hydraulic Wrap Around M. Mount



Parts List		
ITEM	QTY	DESCRIPTION
1	2	Plate #5/16" x 14-1/2" x 3-3/4"
2	1	Plate #1/4" x 3 3/4" x 6 3/8"
3	2	Plate #1/4"x5 1/8"x6 3/8"LG.

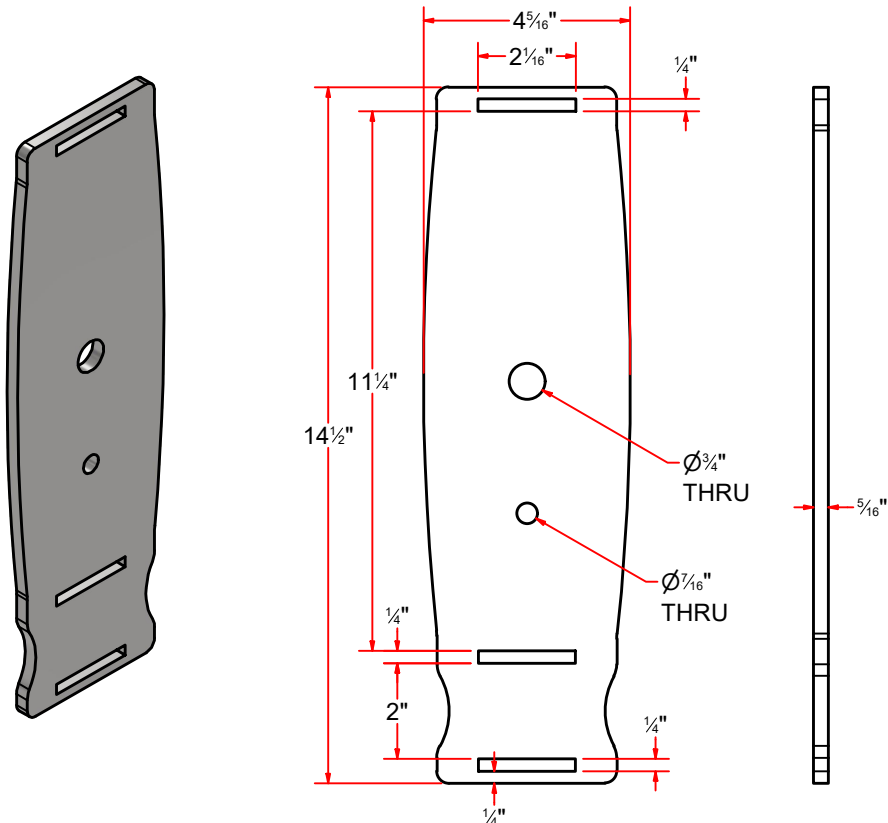


AVW EQUIPMENT CO., INC.  
105 S. 9TH AVENUE  
MAYWOOD, IL 60153  
Tel: 708-343-7738 Fax: 708-343-9065  
WWW.AVWEQUIPMENT.COM

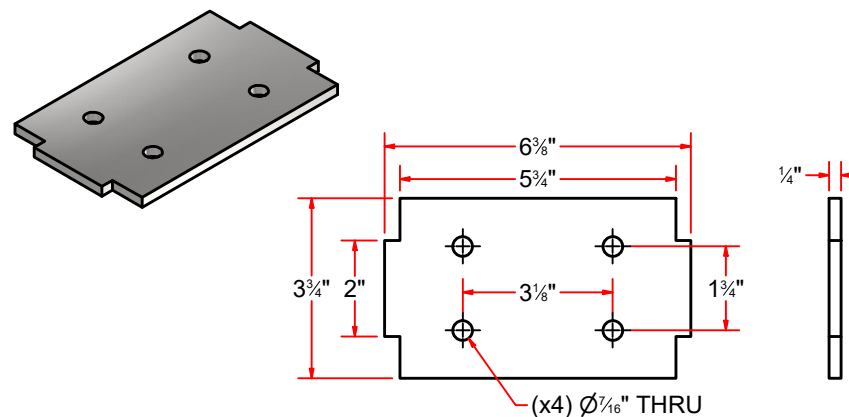
- COMPANY PROPRIETARY NOTE -  
THIS DRAWING AND ITS DESIGNS ARE PROPERTY OF AVW EQUIPMENT CO. &  
IT IS NOT TO BE USED OR REPRODUCED WITHOUT THE PERMISSION FROM AVW CO.

DRAWN BY	Jibin	CUSTOMER: AVW EQUIPMENT	
CHECKED BY		PROJECT: OT2-WACB0405_Octasquared Wrap Contour Combo	
QTY		DESCRIPTION: Hydraulic Wrap Around M. Mount	
RELEASE DATE	12/1/2021	PART NUMBER: WA10KA	REV# 1
DIMENSION ARE IN INCHES & PROVIDED PRIOR TO SURFACE TREATMENTS, UNLESS NOTED.		SIZE A	EST WEIGHT: SHEET 49 of 93

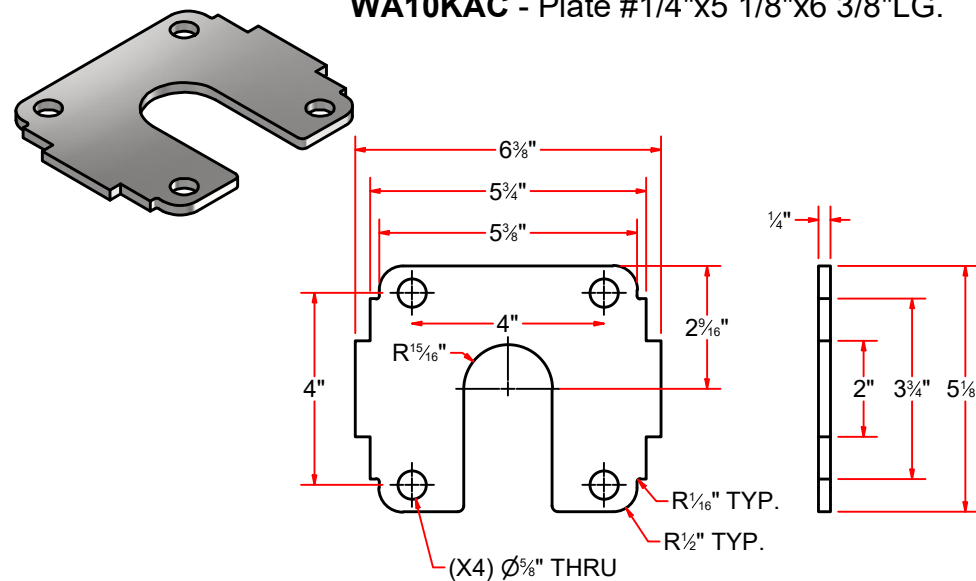
# WA10KAB - Plate #5/16" x 14-1/2" x 3-3/4"



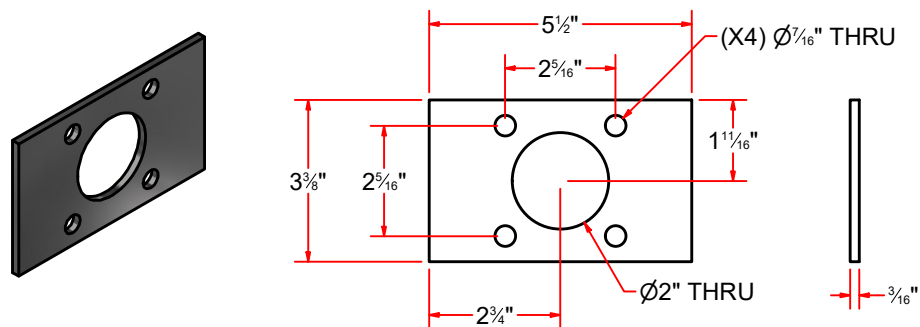
# WA10KAA - Plate #1/4" x 3 3/4" x 6 3/8"



# WA10KAC - Plate #1/4"x5 1/8"x6 3/8"LG.



# WA1KC - Torque Plate



AVW EQUIPMENT CO., INC.  
105 S. 9TH AVENUE  
MAYWOOD, IL 60153  
Tel: 708-343-7738 Fax: 708-343-9065  
WWW.AVWEQUIPMENT.COM

## - COMPANY PROPRIETARY NOTE -

THIS DRAWING AND ITS DESIGNS ARE PROPERTY OF AVW EQUIPMENT CO. & IT IS NOT TO BE USED OR REPRODUCED WITHOUT THE PERMISSION FROM AVW CO.

DRAWN BY

Jibin

CUSTOMER: AVW EQUIPMENT

CHECKED BY

PROJECT: OT2-WACB0405\_Octasquared Wrap Contour Combo

QTY

DESCRIPTION: Plate #5/16" x 14-1/2" x 3-3/4"

RELEASE DATE

12/1/2021

PART NUMBER: WA10KAB

REV# 1

DIMENSION ARE IN INCHES & PROVIDED PRIOR TO SURFACE TREATMENTS, UNLESS NOTED.

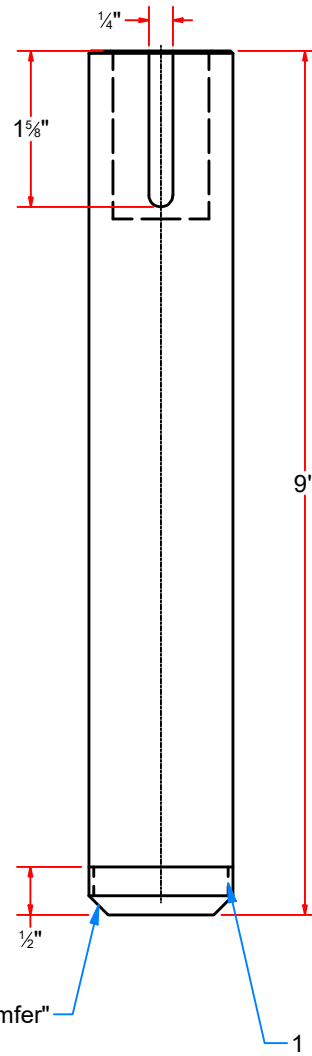
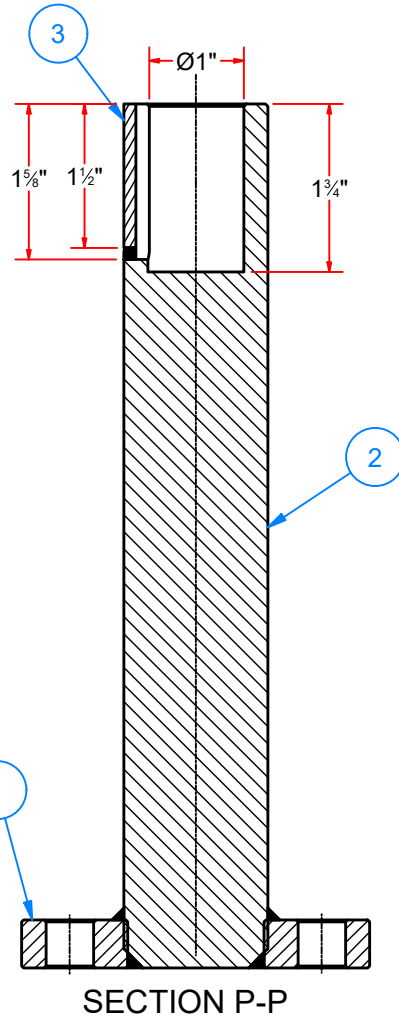
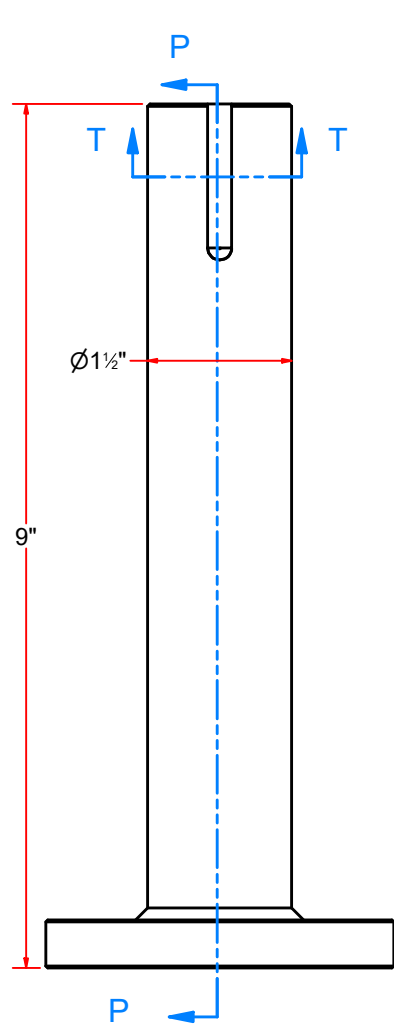
SIZE A

EST WEIGHT:

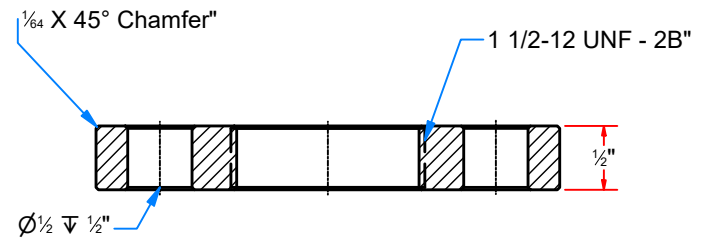
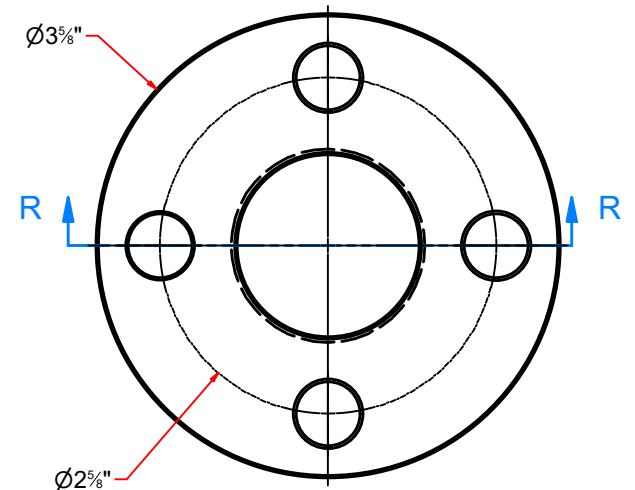
SHEET 50 of 93

PATH: L:\Libraries\AVW Components\Plates\Motor Mount Plates\Hydraulic Motor Plates\MMP [14.5 in x 3.75 in][Side].ipt

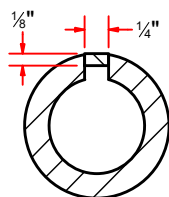
# WA5KB-0508 - Stub Shaft 1 1/2"D x 9" LG.



Parts List		
ITEM	QTY	DESCRIPTION
1	1	Round Plate #1/2" x 3 5/8" D
2	1	Shaft OD 1.5" x8 1_2" LG
3	1	Key #1/8" x 1/4" x 1 1/2" LG



SECTION R-R



SECTION T-T



AVW EQUIPMENT CO., INC.  
105 S. 9TH AVENUE  
MAYWOOD, IL 60153  
Tel: 708-343-7738 Fax: 708-343-9065  
WWW.AVWEQUIPMENT.COM

## - COMPANY PROPRIETARY NOTE -

THIS DRAWING AND ITS DESIGNS ARE PROPERTY OF AVW EQUIPMENT CO. & IT IS NOT TO BE USED OR REPRODUCED WITHOUT THE PERMISSION FROM AVW CO.

DRAWN BY

Jibin

CUSTOMER: AVW EQUIPMENT

CHECKED BY

PROJECT: OT2-WACB0405\_Octasquared Wrap Contour Combo

QTY

DESCRIPTION: Stub Shaft 1 1/2"D x 9" LG.

RELEASE DATE

12/1/2021

PART NUMBER: WA5KB-0508

REV# 1

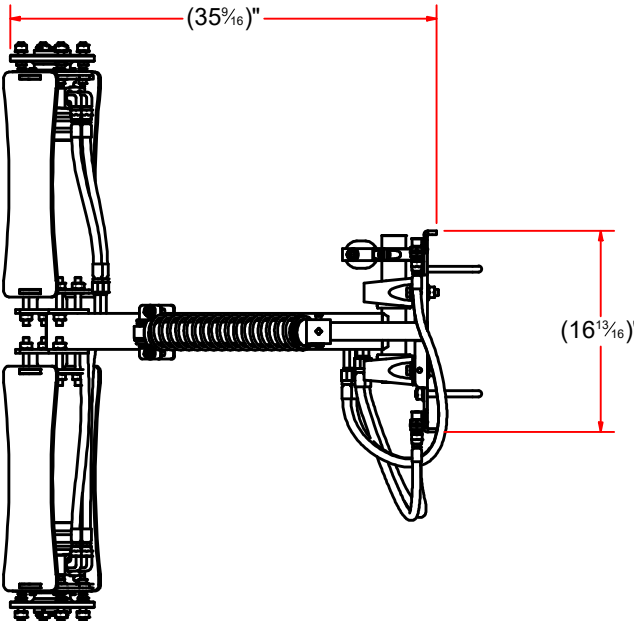
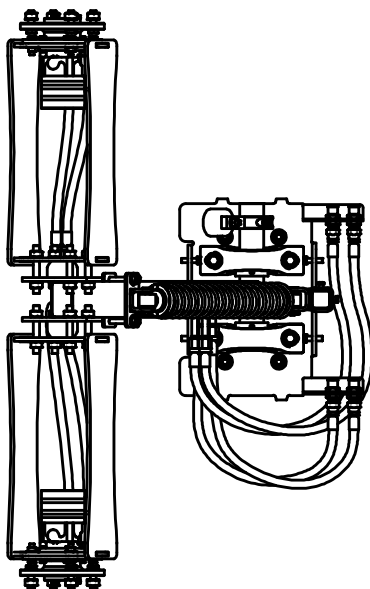
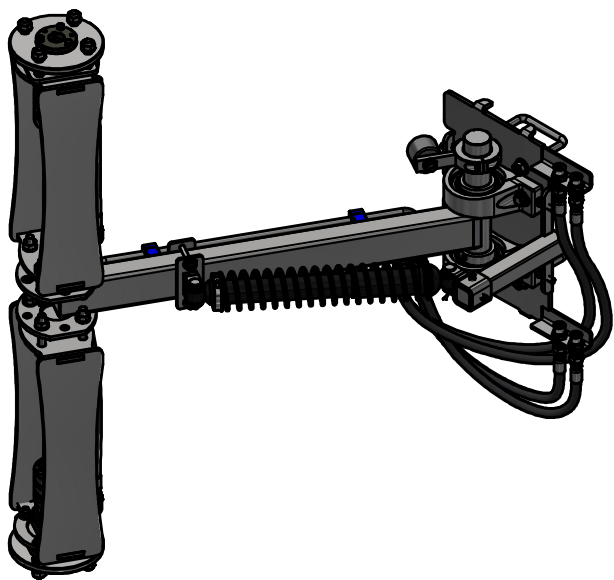
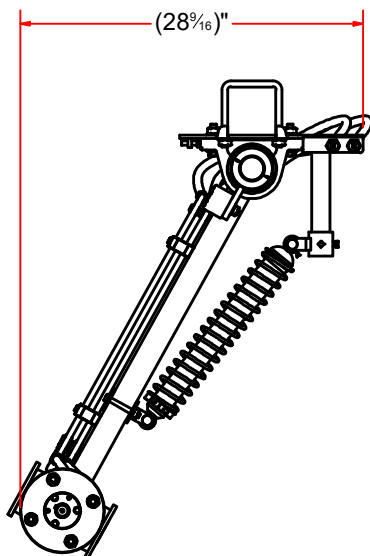
DIMENSION ARE IN INCHES & PROVIDED PRIOR TO SURFACE TREATMENTS, UNLESS NOTED.

SIZE A

EST WEIGHT:

SHEET 51 of 93

CB0405D - DRIVER SIDE ARM ASSEMBLY [HYDRAULIC]



AVW EQUIPMENT CO., INC.  
105 S. 9TH AVENUE  
MAYWOOD, IL 60153  
Tel: 708-343-7738 Fax: 708-343-9065  
WWW.AVWEQUIPMENT.COM

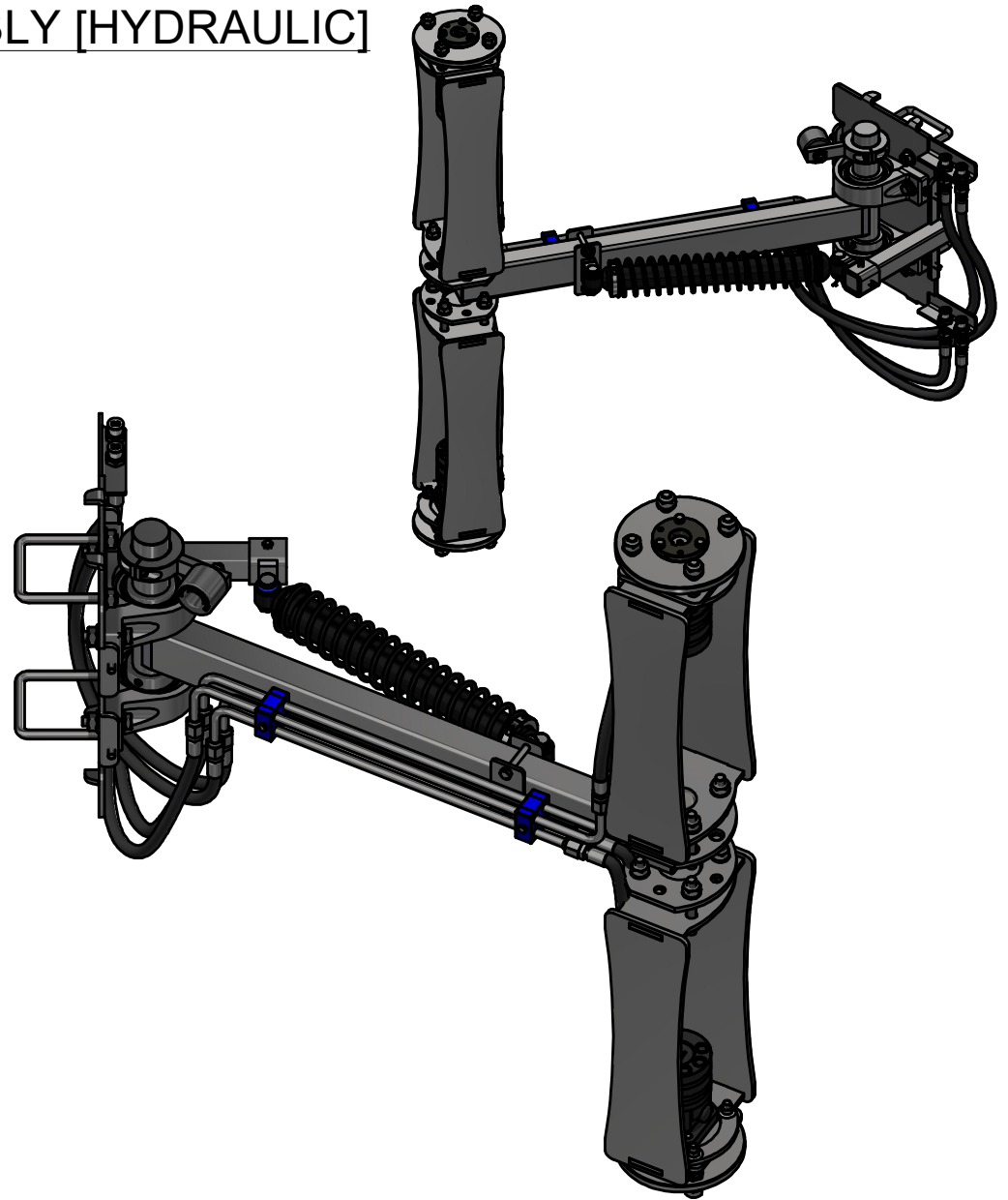
- COMPANY PROPRIETARY NOTE -  
THIS DRAWING AND ITS DESIGNS ARE PROPERTY OF AVW EQUIPMENT CO. &  
IT IS NOT TO BE USED OR REPRODUCED WITHOUT THE PERMISSION FROM AVW CO.

DRAWN BY	Jibin	CUSTOMER: AVW EQUIPMENT	
CHECKED BY		PROJECT: OT2-WACB0405_Octasquared Wrap Contour Combo	
QTY		DESCRIPTION: DRIVER SIDE ARM ASSEMBLY [HYDRAULIC]	
RELEASE DATE	12/1/2021	PART NUMBER: CB0405D	REV# 1
DIMENSION ARE IN INCHES & PROVIDED PRIOR TO SURFACE TREATMENTS, UNLESS NOTED.		SIZE A	EST WEIGHT: SHEET 52 of 93



# CB0405D - DRIVER SIDE ARM ASSEMBLY [HYDRAULIC]

Parts List		
ITEM	QTY	DESCRIPTION
1	4	UHMW HYDRAULIC LINE BRACKET
2	2	UHMW DOUBLE HYDRAULIC LINE BRACKET
3	2	1/4"-20 UNC x 2 1/4" LG.
4	1	DRIVER SIDE ARM MOUNT ASSEMBLY [H]
5	8	1/2" 37° MJIC x3/8" Hose Crimp
6	1	Front Shock Mount
7	1	Shock Absorber Assembly
8	8	1/2" FJIC, 37°-3/8" Hose Crimp
9	2	Brush Drive Upper Assembly [H]
10	1	BUMPER ASSEMBLY
11	2	UPPER HYDRAULIC TUBE ASSEMBLY
12	2	HYDRAULIC HOSE SET 3/8" ID x 36" LG.
13	2	HYDRAULIC HOSE SET 3/8" ID x 27" LG.
14	4	1/2" X 37° Flared Crimp Fitting 3/8" JIC Male
15	2	LOWER HYDRAULIC TUBE ASSEMBLY



AVW EQUIPMENT CO., INC.  
105 S. 9TH AVENUE  
MAYWOOD, IL 60153  
Tel: 708-343-7738 Fax: 708-343-9065  
WWW.AVWEQUIPMENT.COM

## - COMPANY PROPRIETARY NOTE -

THIS DRAWING AND ITS DESIGNS ARE PROPERTY OF AVW EQUIPMENT CO. & IT IS NOT TO BE USED OR REPRODUCED WITHOUT THE PERMISSION FROM AVW CO.

DRAWN BY

Jibin

CUSTOMER: AVW EQUIPMENT

CHECKED BY

PROJECT: OT2-WACB0405\_Octasquared Wrap Contour Combo

QTY

DESCRIPTION: DRIVER SIDE ARM ASSEMBLY [HYDRAULIC]

RELEASE DATE

12/1/2021

PART NUMBER: CB0405D

REV# 1

DIMENSION ARE IN INCHES & PROVIDED PRIOR TO SURFACE TREATMENTS, UNLESS NOTED.

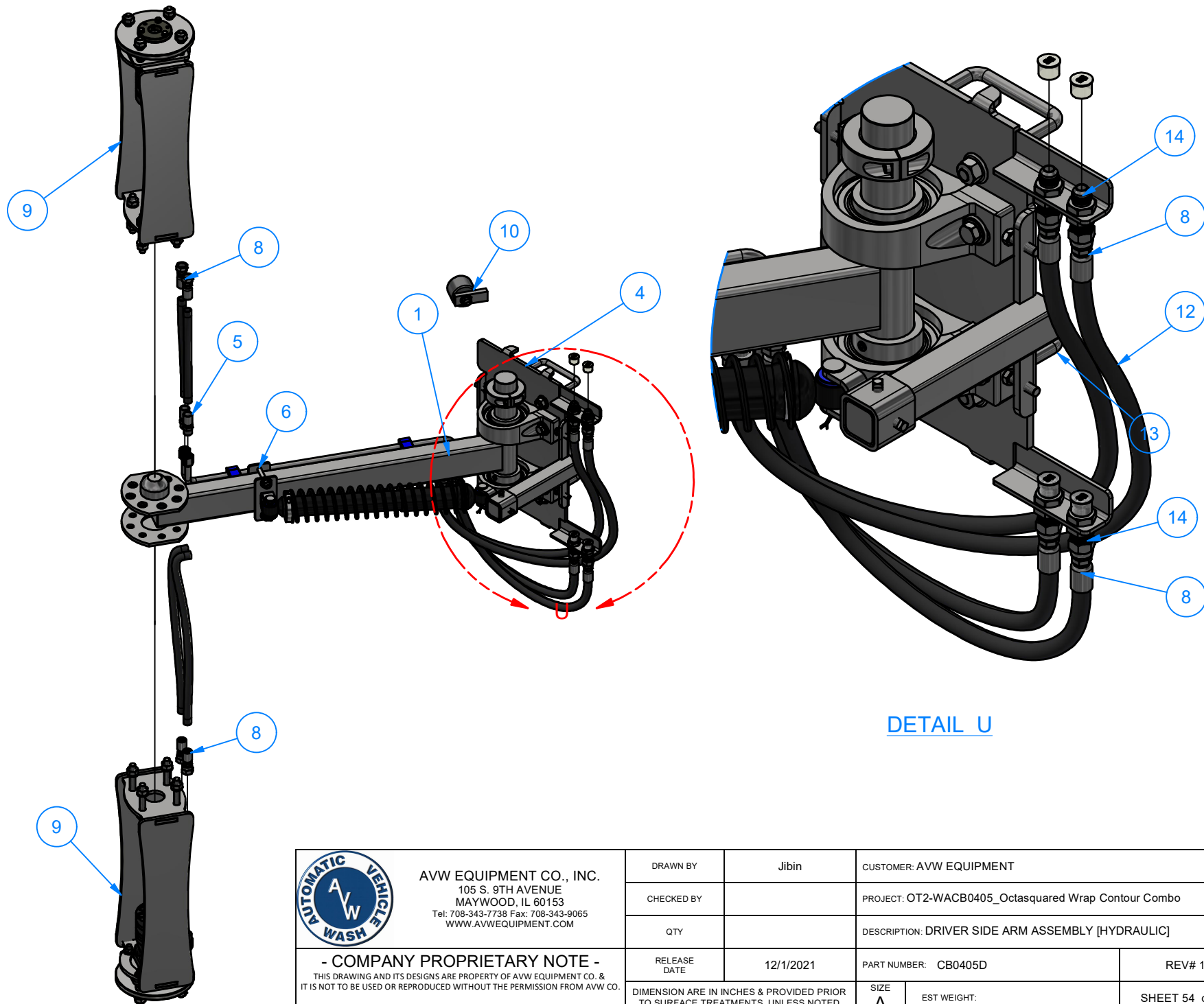
SIZE  
A

EST WEIGHT:

SHEET 53 of 93

PATH:L:\Libraries\Productivity\Assembly Arms\Contour Arms\AVW\Hydraulic\Driver\CB0405D.iam

CB0405D - DRIVER SIDE ARM ASSEMBLY [HYDRAULIC]

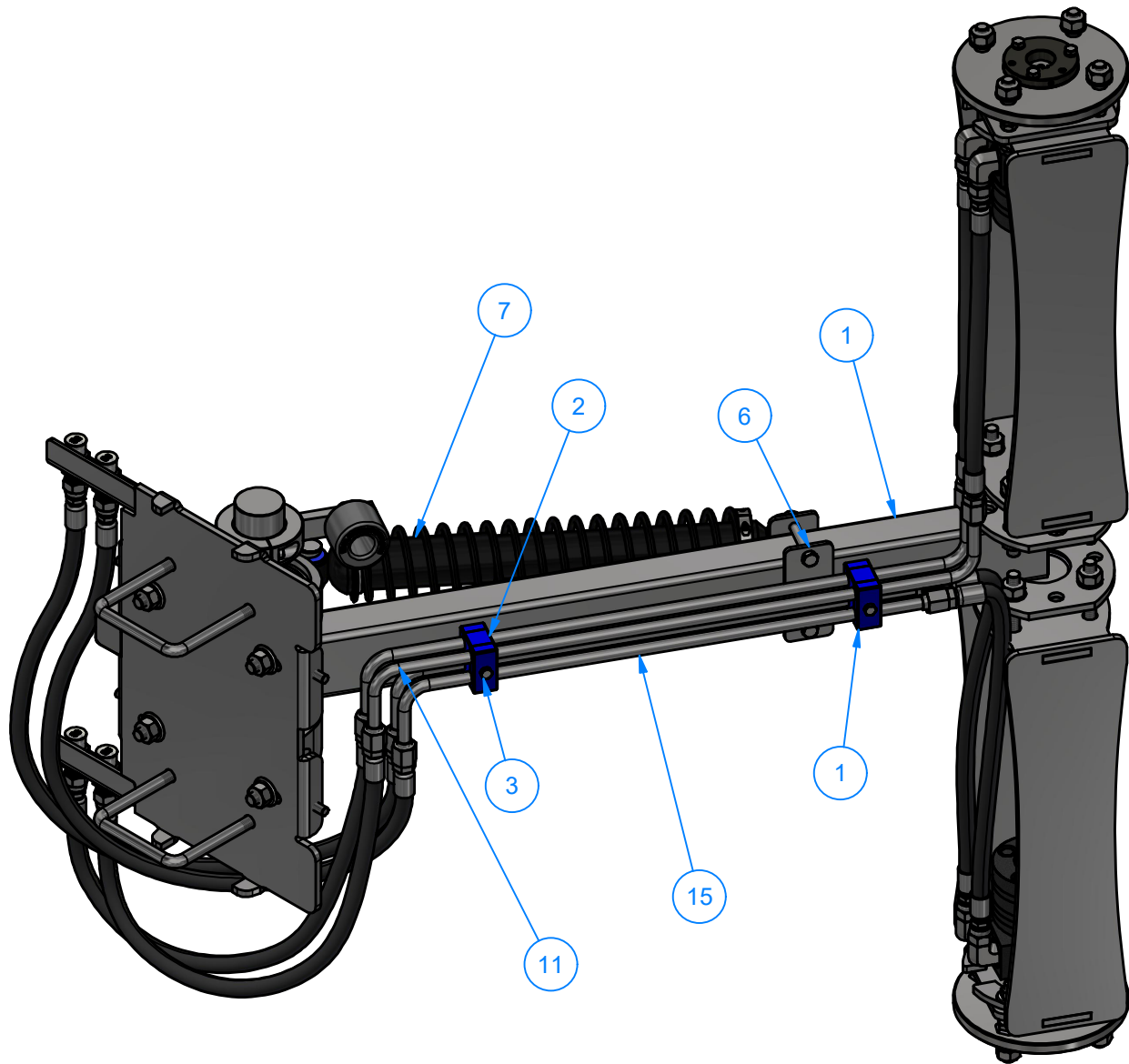


AVW EQUIPMENT CO., INC.  
105 S. 9TH AVENUE  
MAYWOOD, IL 60153  
Tel: 708-343-7738 Fax: 708-343-9065  
WWW.AVWEQUIPMENT.COM

- COMPANY PROPRIETARY NOTE -  
THIS DRAWING AND ITS DESIGNS ARE PROPERTY OF AVW EQUIPMENT CO. &  
IT IS NOT TO BE USED OR REPRODUCED WITHOUT THE PERMISSION FROM AVW CO.

DRAWN BY	Jibin	CUSTOMER: AVW EQUIPMENT	
CHECKED BY		PROJECT: OT2-WACB0405_Octasquared Wrap Contour Combo	
QTY		DESCRIPTION: DRIVER SIDE ARM ASSEMBLY [HYDRAULIC]	
RELEASE DATE	12/1/2021	PART NUMBER: CB0405D	REV# 1
DIMENSION ARE IN INCHES & PROVIDED PRIOR TO SURFACE TREATMENTS, UNLESS NOTED.		SIZE A	EST WEIGHT:
			SHEET 54 of 93

CB0405D - DRIVER SIDE ARM ASSEMBLY [HYDRAULIC]

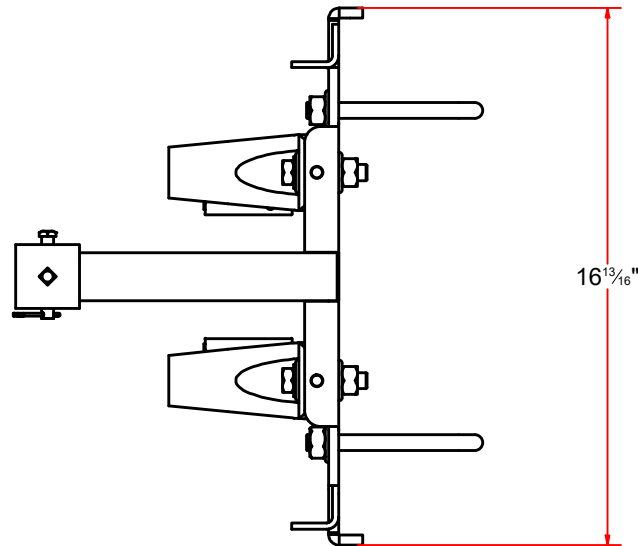
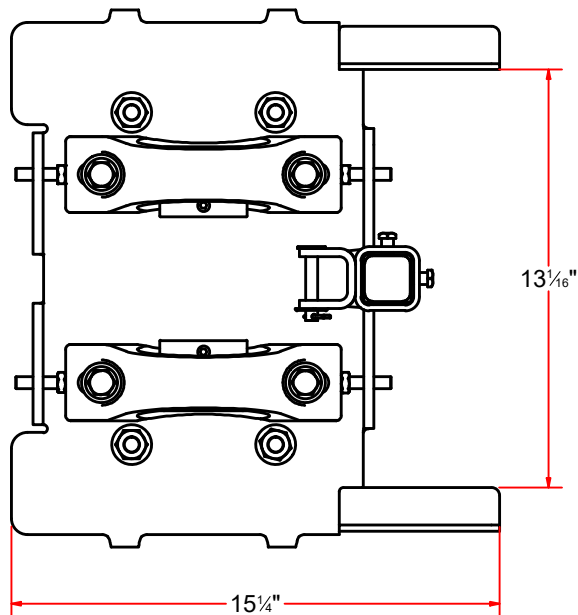
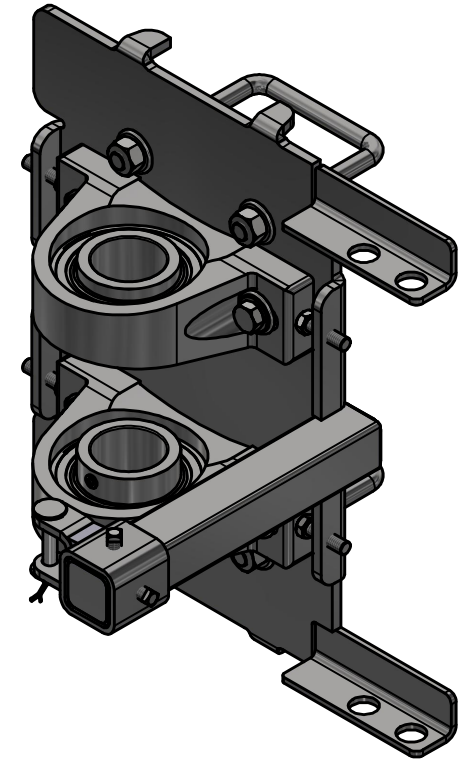
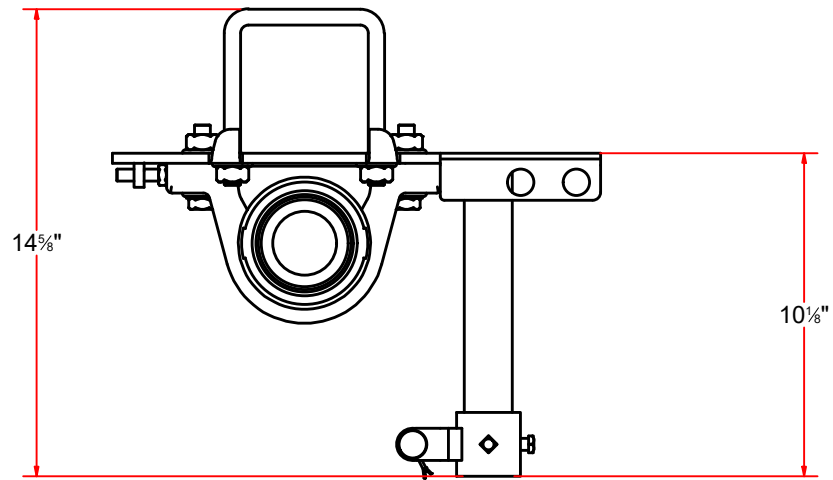


AVW EQUIPMENT CO., INC.  
105 S. 9TH AVENUE  
MAYWOOD, IL 60153  
Tel: 708-343-7738 Fax: 708-343-9065  
WWW.AVWEQUIPMENT.COM

- COMPANY PROPRIETARY NOTE -  
THIS DRAWING AND ITS DESIGNS ARE PROPERTY OF AVW EQUIPMENT CO. &  
IT IS NOT TO BE USED OR REPRODUCED WITHOUT THE PERMISSION FROM AVW CO.

DRAWN BY	Jibin	CUSTOMER: AVW EQUIPMENT	
CHECKED BY		PROJECT: OT2-WACB0405_Octasquared Wrap Contour Combo	
QTY		DESCRIPTION: DRIVER SIDE ARM ASSEMBLY [HYDRAULIC]	
RELEASE DATE	12/1/2021	PART NUMBER: CB0405D	REV# 1
DIMENSION ARE IN INCHES & PROVIDED PRIOR TO SURFACE TREATMENTS, UNLESS NOTED.		SIZE A	EST WEIGHT: SHEET 55 of 93

# CB0405DB - DRIVER SIDE ARM MOUNT ASSEMBLY [H]



AVW EQUIPMENT CO., INC.  
105 S. 9TH AVENUE  
MAYWOOD, IL 60153  
Tel: 708-343-7738 Fax: 708-343-9065  
WWW.AVWEQUIPMENT.COM

## - COMPANY PROPRIETARY NOTE -

THIS DRAWING AND ITS DESIGNS ARE PROPERTY OF AVW EQUIPMENT CO. & IT IS NOT TO BE USED OR REPRODUCED WITHOUT THE PERMISSION FROM AVW CO.

DRAWN BY

Jibin

CUSTOMER: AVW EQUIPMENT

CHECKED BY

PROJECT: OT2-WACB0405\_Octasquared Wrap Contour Combo

QTY

DESCRIPTION: DRIVER SIDE ARM MOUNT ASSEMBLY [H]

RELEASE DATE

12/1/2021

PART NUMBER: CB0405DB

REV# 1

DIMENSION ARE IN INCHES & PROVIDED PRIOR TO SURFACE TREATMENTS, UNLESS NOTED.

SIZE A

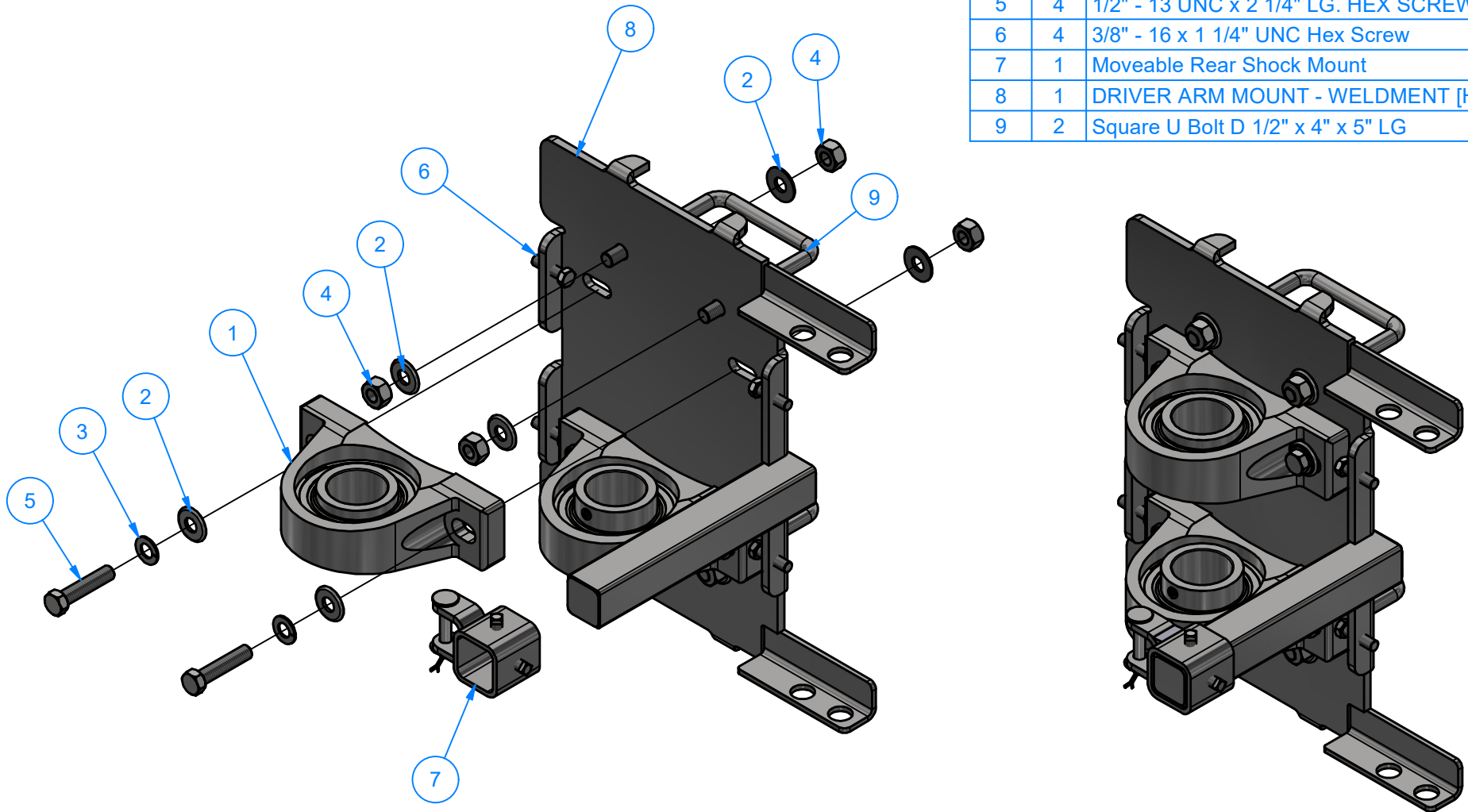
EST WEIGHT:

SHEET 56 of 93

PATH: L:\Libraries\Productivity\Assembly Arms\Contour Arms\AVW\Hydraulic\Parts\Arm Mount\CB0405AB - Driver Arm Mount Assembly [Hydraulic]\CB0405AB.iam

# CB0405DB - DRIVER SIDE ARM MOUNT ASSEMBLY [H]

Parts List		
ITEM	QTY	DESCRIPTION
1	2	2" Pillow Block
2	12	1/2" Flat Washer
3	4	1/2" Split Lock Washer
4	8	1/2-13 Hex Nut
5	4	1/2" - 13 UNC x 2 1/4" LG. HEX SCREW
6	4	3/8" - 16 x 1 1/4" UNC Hex Screw
7	1	Moveable Rear Shock Mount
8	1	DRIVER ARM MOUNT - WELDMENT [H]
9	2	Square U Bolt D 1/2" x 4" x 5" LG



AVW EQUIPMENT CO., INC.  
105 S. 9TH AVENUE  
MAYWOOD, IL 60153  
Tel: 708-343-7738 Fax: 708-343-9065  
WWW.AVWEQUIPMENT.COM

## - COMPANY PROPRIETARY NOTE -

THIS DRAWING AND ITS DESIGNS ARE PROPERTY OF AVW EQUIPMENT CO. & IT IS NOT TO BE USED OR REPRODUCED WITHOUT THE PERMISSION FROM AVW CO.

DRAWN BY

Jibin

CUSTOMER: AVW EQUIPMENT

CHECKED BY

PROJECT: OT2-WACB0405\_Octasquared Wrap Contour Combo

QTY

DESCRIPTION: DRIVER SIDE ARM MOUNT ASSEMBLY [H]

RELEASE DATE

12/1/2021

PART NUMBER: CB0405DB

REV# 1

DIMENSION ARE IN INCHES & PROVIDED PRIOR TO SURFACE TREATMENTS, UNLESS NOTED.

SIZE  
A

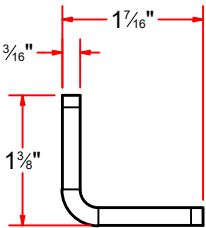
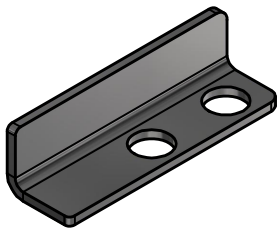
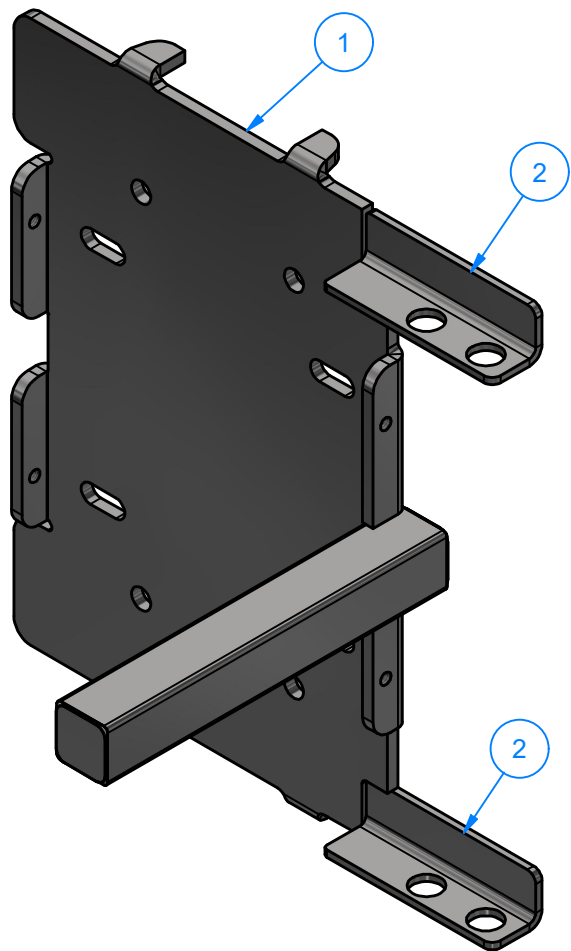
EST WEIGHT:

SHEET 57 of 93

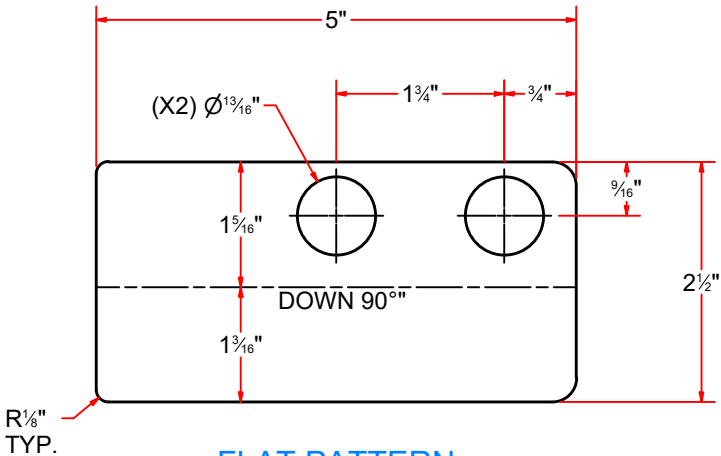
PATH: L:\Libraries\Productivity\Assembly Arms\Contour Arms\AVW\Hydraulic\Parts\Arm Mount\CB0405AB - Driver Arm Mount Assembly [Hydraulic]\CB0405AB.iam

CB0405DBA - DRIVER ARM MOUNT - WELDMENT [H]

Parts List		
ITEM	QTY	DESCRIPTION
1	1	DRIVER ARM MOUNT ASSEMBLY - Weldment
2	2	Plate #3/16" x 2 1/2" x 5" LG.



FORMED



FLAT PATTERN



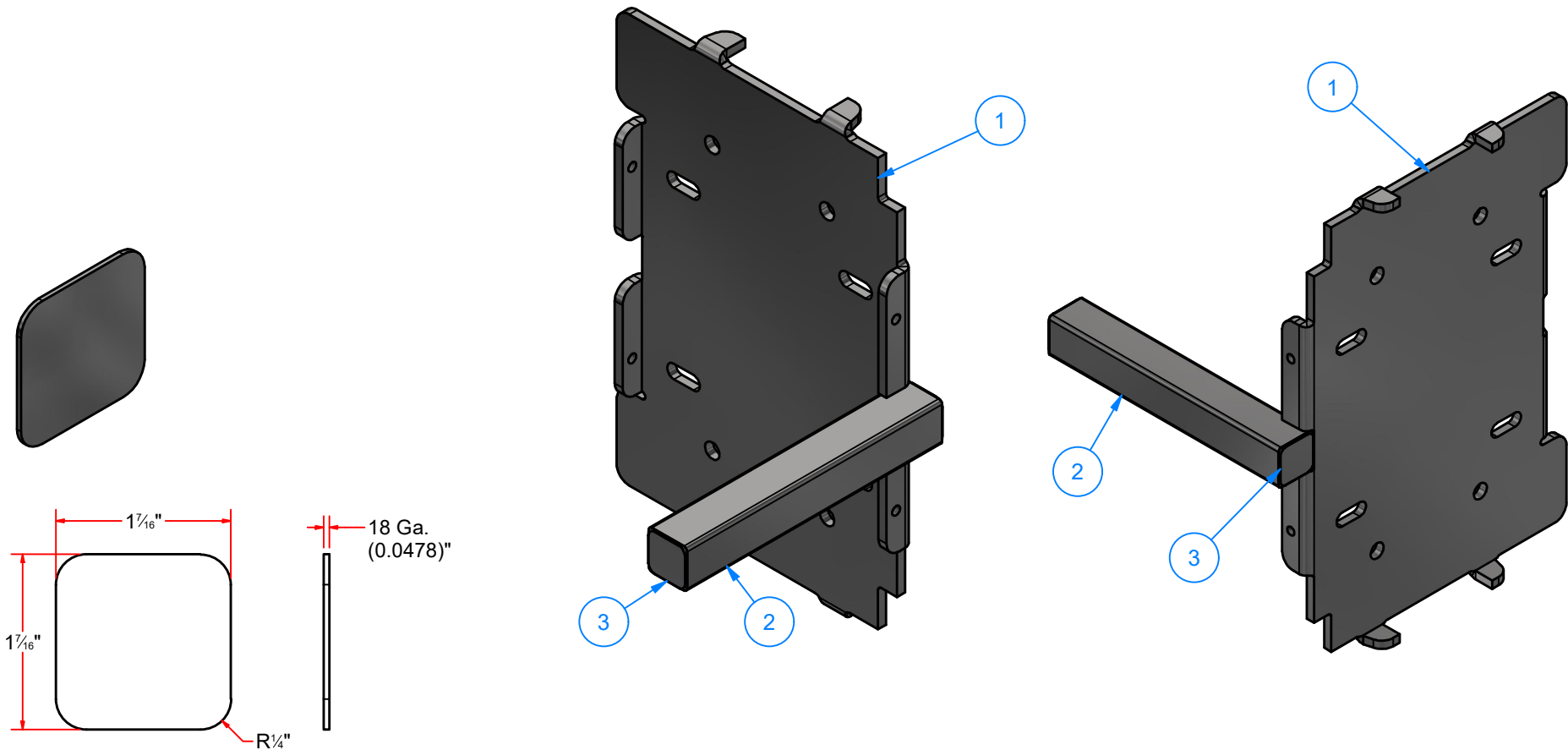
AVW EQUIPMENT CO., INC.  
105 S. 9TH AVENUE  
MAYWOOD, IL 60153  
Tel: 708-343-7738 Fax: 708-343-9065  
WWW.AVWEQUIPMENT.COM

- COMPANY PROPRIETARY NOTE -  
THIS DRAWING AND ITS DESIGNS ARE PROPERTY OF AVW EQUIPMENT CO. &  
IT IS NOT TO BE USED OR REPRODUCED WITHOUT THE PERMISSION FROM AVW CO.

DRAWN BY	Jibin	CUSTOMER: AVW EQUIPMENT	
CHECKED BY		PROJECT: OT2-WACB0405_Octasquared Wrap Contour Combo	
QTY		DESCRIPTION: Plate #3/16" x 2 1/2" x 5" LG.	
RELEASE DATE	12/1/2021	PART NUMBER: (5 x 2-1_2) (H3_4) -#3_16 - Passenger	REV# 1
DIMENSION ARE IN INCHES & PROVIDED PRIOR TO SURFACE TREATMENTS, UNLESS NOTED.		SIZE A	SHEET 58 of 93

# CB0405DBAA - DRIVER ARM MOUNT ASSEMBLY - Weldment

Parts List		
ITEM	QTY	DESCRIPTION
1	1	ARM MOUNTING PLATE
2	1	S.Tubing [11 Ga.] 1 1/2" x 10" LG
3	2	SS Sheet Metal #18Ga (0.0478 in) x 1 7/16" x 1 7/16"



AVW EQUIPMENT CO., INC.  
105 S. 9TH AVENUE  
MAYWOOD, IL 60153  
Tel: 708-343-7738 Fax: 708-343-9065  
WWW.AVWEQUIPMENT.COM

## - COMPANY PROPRIETARY NOTE -

THIS DRAWING AND ITS DESIGNS ARE PROPERTY OF AVW EQUIPMENT CO. & IT IS NOT TO BE USED OR REPRODUCED WITHOUT THE PERMISSION FROM AVW CO.

DRAWN BY

Jibin

CUSTOMER: AVW EQUIPMENT

CHECKED BY

PROJECT: OT2-WACB0405\_Octasquared Wrap Contour Combo

QTY

DESCRIPTION: SS Sheet Metal #18Ga (0.0478 in) x 1 7/16" x 1 7/16"

RELEASE DATE

12/1/2021

PART NUMBER: PLSS18GX0150X0150X0H

REV# 1

DIMENSION ARE IN INCHES & PROVIDED PRIOR TO SURFACE TREATMENTS, UNLESS NOTED.

SIZE  
A

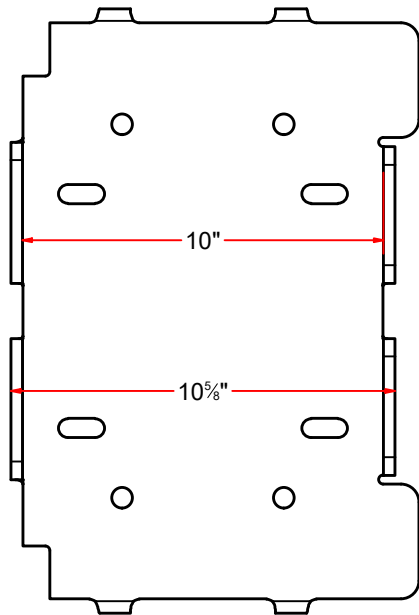
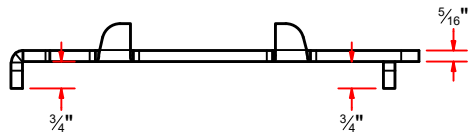
EST WEIGHT:

SHEET 59 of 93

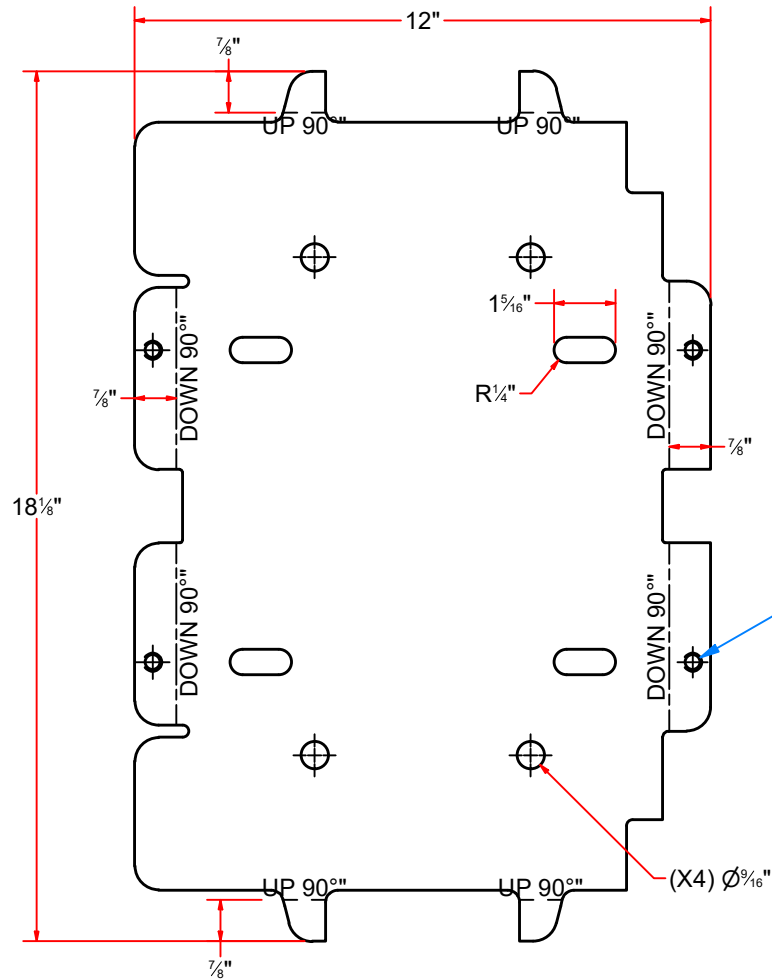
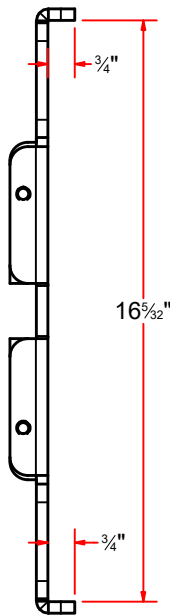
PATH:L:\Libraries\AVW Components\Plates\Tubing Cap Plates\Sq. Tubing Cap Plate 1.5 in.ipt



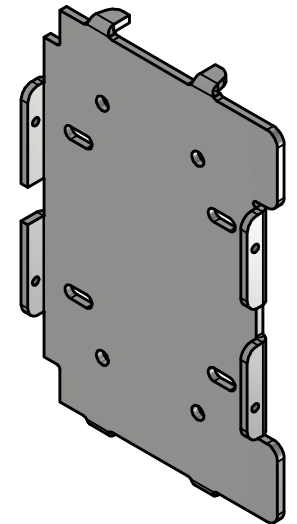
# ARM MOUNT - Parts



FORMED



FLAT PATTERN



(X4) 3/8-16 UNC - 2B"

(X4) Ø 9/16"



AVW EQUIPMENT CO., INC.  
105 S. 9TH AVENUE  
MAYWOOD, IL 60153  
Tel: 708-343-7738 Fax: 708-343-9065  
WWW.AVWEQUIPMENT.COM

- COMPANY PROPRIETARY NOTE -

THIS DRAWING AND ITS DESIGNS ARE PROPERTY OF AVW EQUIPMENT CO. & IT IS NOT TO BE USED OR REPRODUCED WITHOUT THE PERMISSION FROM AVW CO.

DRAWN BY

Jibin

CUSTOMER: AVW EQUIPMENT

CHECKED BY

PROJECT: OT2-WACB0405\_Octasquared Wrap Contour Combo

QTY

DESCRIPTION: ARM MOUNTING PLATE

RELEASE DATE

12/1/2021

PART NUMBER: CB0405DBAAA

REV# 1

DIMENSION ARE IN INCHES & PROVIDED PRIOR TO SURFACE TREATMENTS, UNLESS NOTED.

SIZE A

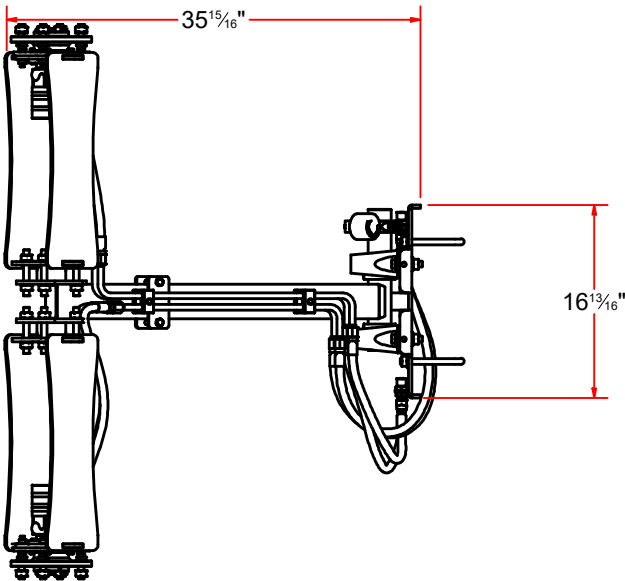
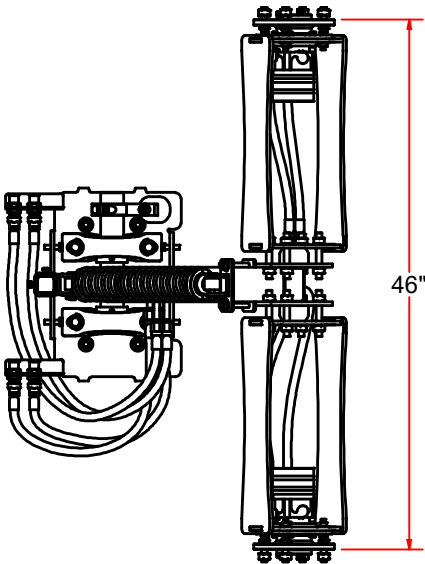
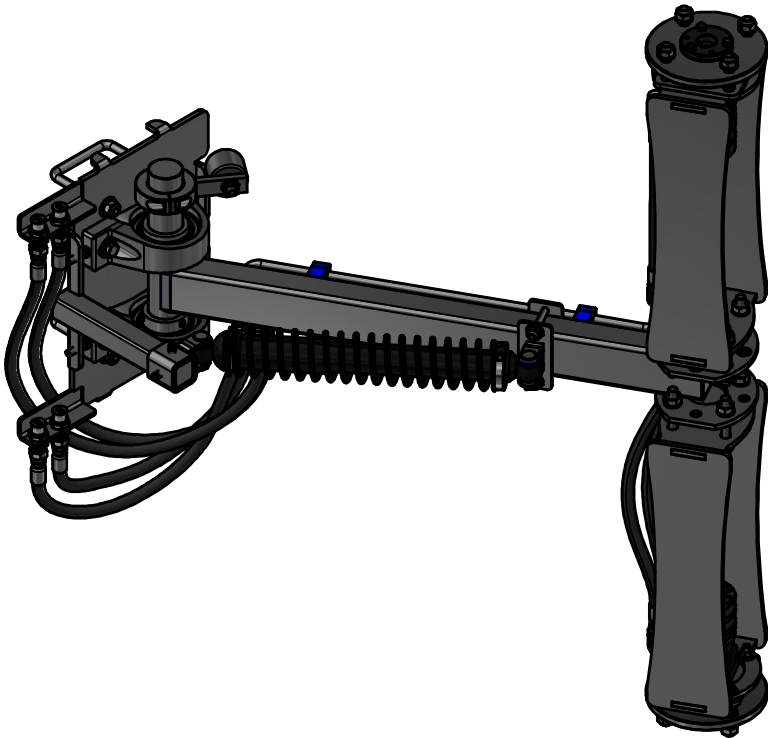
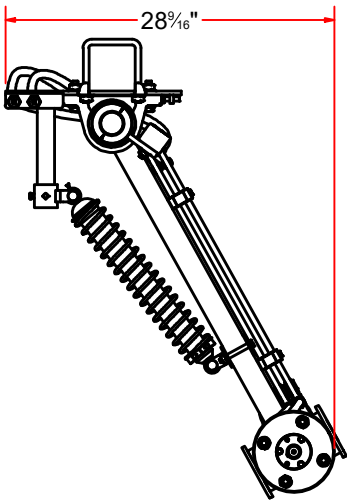
EST WEIGHT:

SHEET 60 of 93

PATH:L:\Libraries\AVW Components\Plates\5\_16in Plates\CB0405ABA - AVW Contour Arm Mount\CB0405ABA.ipt



CB0405E - PASSENGER SIDE ARM ASSEMBLY [HYDRAULIC]



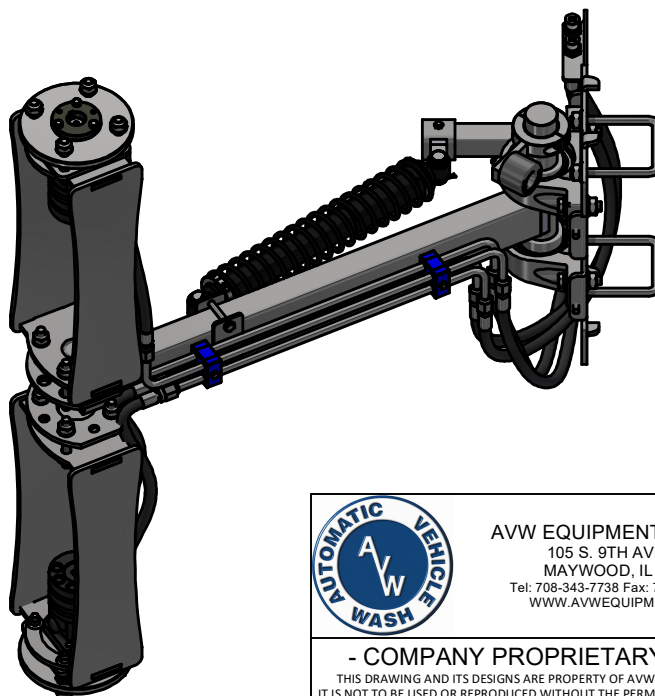
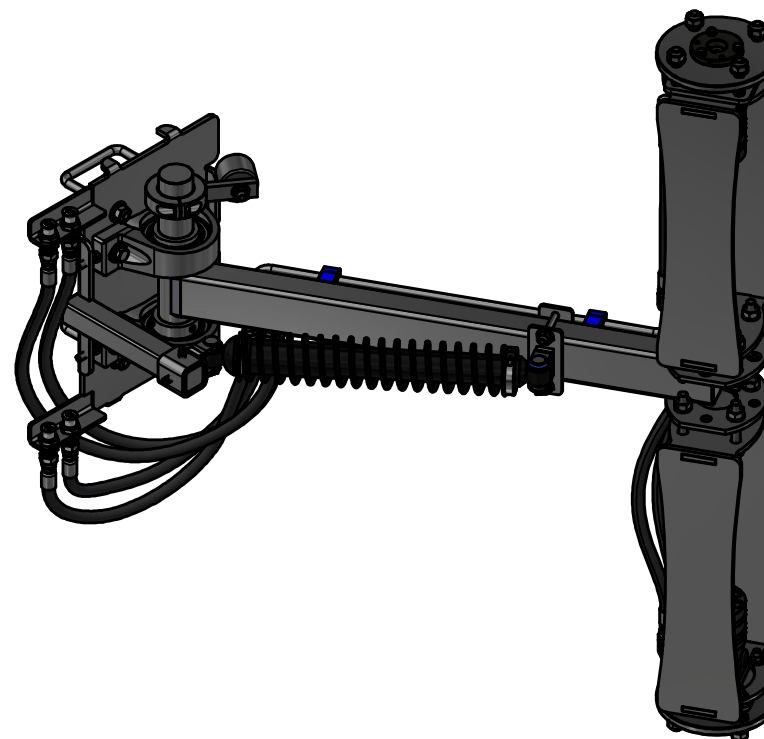
AVW EQUIPMENT CO., INC.  
105 S. 9TH AVENUE  
MAYWOOD, IL 60153  
Tel: 708-343-7738 Fax: 708-343-9065  
WWW.AVWEQUIPMENT.COM

- COMPANY PROPRIETARY NOTE -  
THIS DRAWING AND ITS DESIGNS ARE PROPERTY OF AVW EQUIPMENT CO. &  
IT IS NOT TO BE USED OR REPRODUCED WITHOUT THE PERMISSION FROM AVW CO.

DRAWN BY	Jibin	CUSTOMER: AVW EQUIPMENT	
CHECKED BY		PROJECT: OT2-WACB0405_Octasquared Wrap Contour Combo	
QTY		DESCRIPTION: PASSENGER SIDE ARM ASSEMBLY [HYDRAULIC]	
RELEASE DATE	12/1/2021	PART NUMBER: CB0405E	REV# 1
DIMENSION ARE IN INCHES & PROVIDED PRIOR TO SURFACE TREATMENTS, UNLESS NOTED.		SIZE A	EST WEIGHT: SHEET 61 of 93

# CB0405E - PASSENGER SIDE ARM ASSEMBLY [HYDRAULIC]

Parts List		
ITEM	QTY	DESCRIPTION
1	1	PASSENGER SIDE ARM ASSEMBLY - Weldment
2	1	PASSENGER SIDE ARM MOUNT ASSY. [HYDRAULIC]
3	1	Front Shock Mount
4	1	Shock Absorber Assembly
5	8	1/2" 37° MJIC x3/8" Hose Crimp
6	8	1/2" FJIC, 37°-3/8" Hose Crimp
7	4	UHMW HYDRAULIC LINE BRACKET
8	2	1/4" - 20 UNC x 1 3/4" LG. HEX SCREW
9	2	Brush Drive Upper Assembly [H]
10	1	BUMPER ASSEMBLY
11	2	LOWER HYDRAULIC TUBE ASSEMBLY
12	2	UHMW DOUBLE HYDRAULIC LINE BRACKET
13	2	HYDRAULIC HOSE SET 3/8" ID x 36" LG.
14	2	HYDRAULIC HOSE SET 3/8" ID x 27" LG.
15	4	1/2" X 37° Flared Crimp Fitting 3/8" JIC Male
16	2	UPPER HYDRAULIC TUBE ASSEMBLY



AVW EQUIPMENT CO., INC.  
105 S. 9TH AVENUE  
MAYWOOD, IL 60153  
Tel: 708-343-7738 Fax: 708-343-9065  
WWW.AVWEQUIPMENT.COM

## - COMPANY PROPRIETARY NOTE -

THIS DRAWING AND ITS DESIGNS ARE PROPERTY OF AVW EQUIPMENT CO. & IT IS NOT TO BE USED OR REPRODUCED WITHOUT THE PERMISSION FROM AVW CO.

DRAWN BY

Jibin

CUSTOMER: AVW EQUIPMENT

CHECKED BY

PROJECT: OT2-WACB0405\_Octasquared Wrap Contour Combo

QTY

DESCRIPTION: PASSENGER SIDE ARM ASSEMBLY [HYDRAULIC]

RELEASE DATE

12/1/2021

PART NUMBER: CB0405E

REV# 1

DIMENSION ARE IN INCHES & PROVIDED PRIOR TO SURFACE TREATMENTS, UNLESS NOTED.

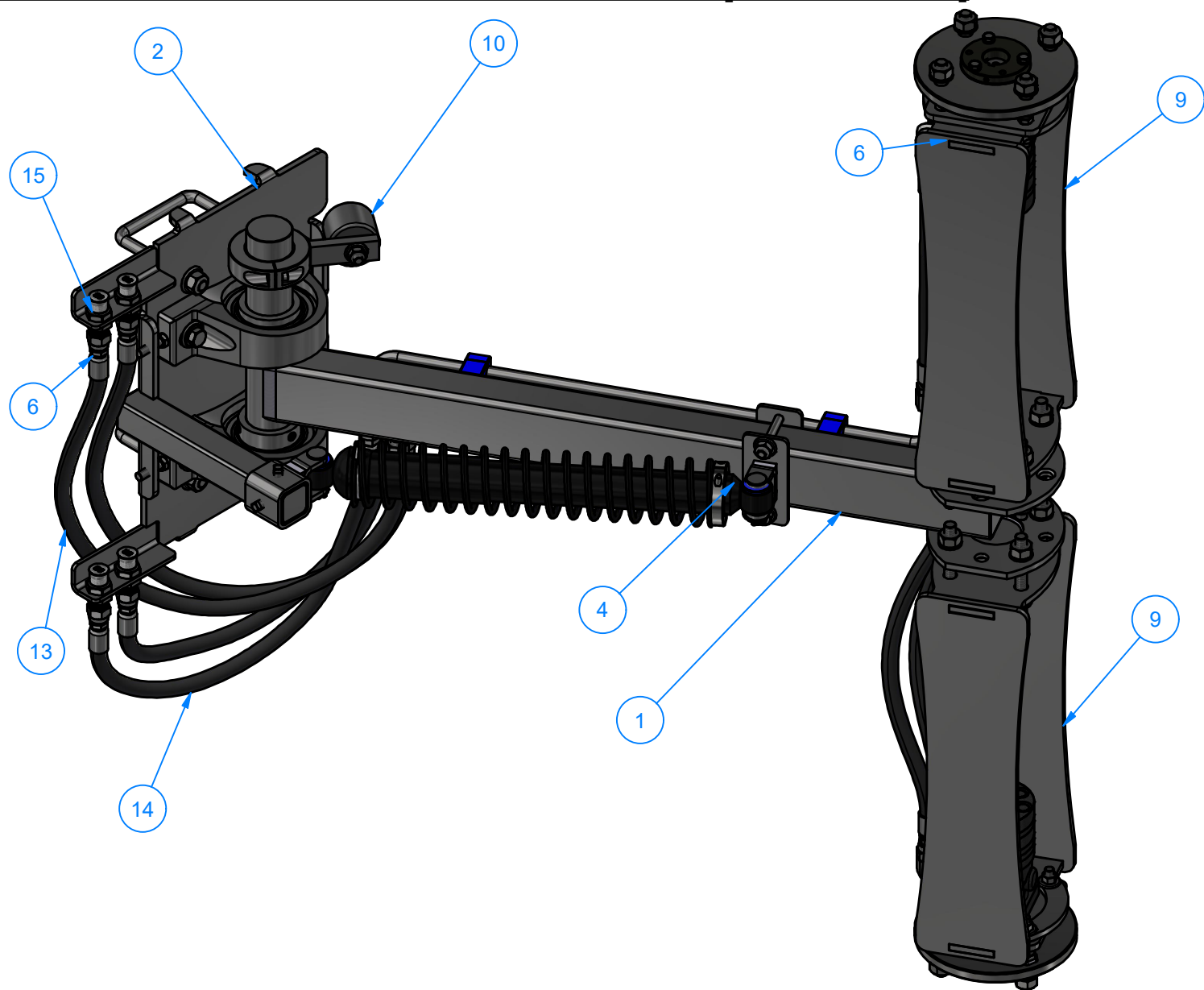
SIZE  
A

EST WEIGHT:

SHEET 62 of 93

PATH:L:\Libraries\Productivity\Assembly Arms\Contour Arms\AVW\Hydraulic\Passenger\CB0405E.iam

CB0405E - PASSENGER SIDE ARM ASSEMBLY [HYDRAULIC]

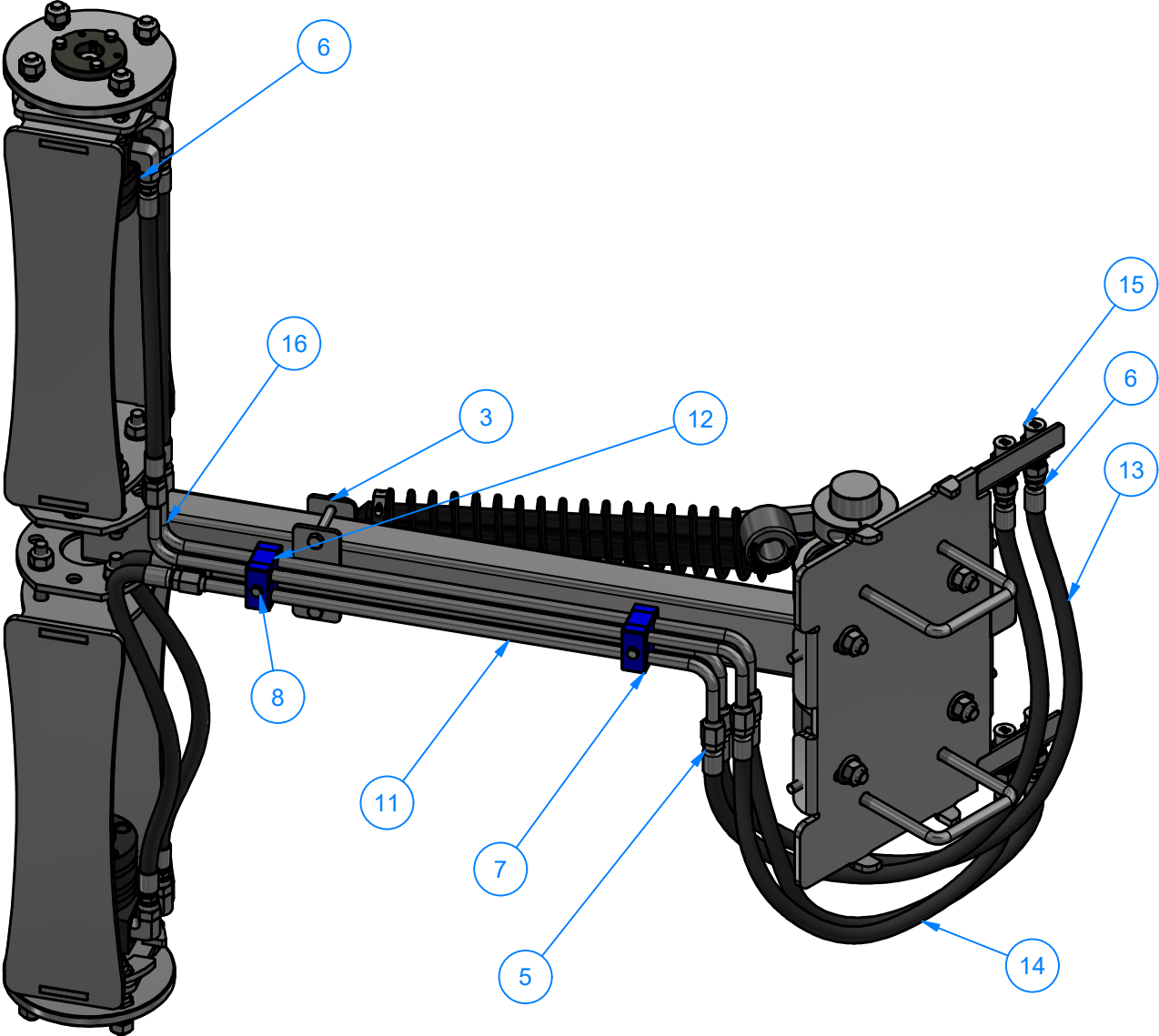


AVW EQUIPMENT CO., INC.  
105 S. 9TH AVENUE  
MAYWOOD, IL 60153  
Tel: 708-343-7738 Fax: 708-343-9065  
WWW.AVWEQUIPMENT.COM

**- COMPANY PROPRIETARY NOTE -**  
THIS DRAWING AND ITS DESIGNS ARE PROPERTY OF AVW EQUIPMENT CO. &  
IT IS NOT TO BE USED OR REPRODUCED WITHOUT THE PERMISSION FROM AVW CO.

DRAWN BY	Jibin	CUSTOMER: AVW EQUIPMENT	
CHECKED BY		PROJECT: OT2-WACB0405_Octasquared Wrap Contour Combo	
QTY		DESCRIPTION: PASSENGER SIDE ARM ASSEMBLY [HYDRAULIC]	
RELEASE DATE	12/1/2021	PART NUMBER: CB0405E	REV# 1
DIMENSION ARE IN INCHES & PROVIDED PRIOR TO SURFACE TREATMENTS, UNLESS NOTED.		SIZE A	EST WEIGHT: SHEET 63 of 93

# CB0405E - PASSENGER SIDE ARM ASSEMBLY [HYDRAULIC]



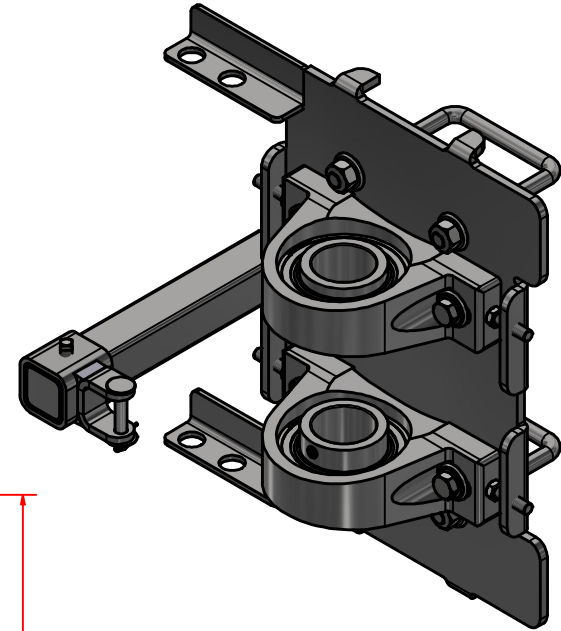
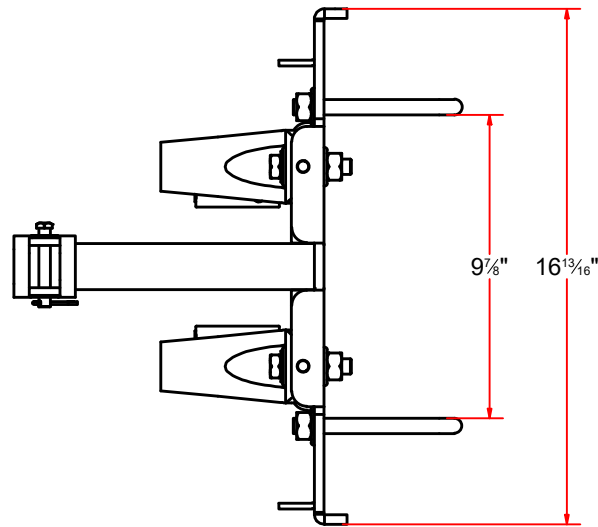
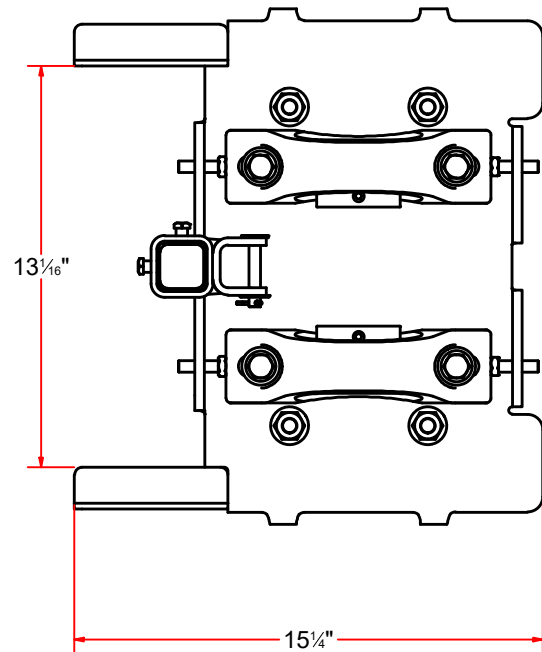
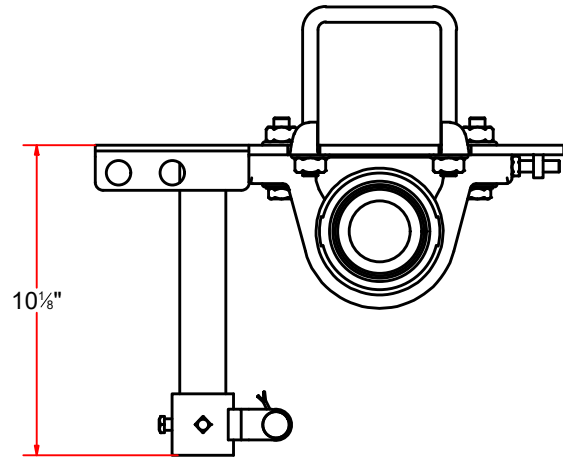
AVW EQUIPMENT CO., INC.  
105 S. 9TH AVENUE  
MAYWOOD, IL 60153  
Tel: 708-343-7738 Fax: 708-343-9065  
WWW.AVWEQUIPMENT.COM

**- COMPANY PROPRIETARY NOTE -**  
THIS DRAWING AND ITS DESIGNS ARE PROPERTY OF AVW EQUIPMENT CO. &  
IT IS NOT TO BE USED OR REPRODUCED WITHOUT THE PERMISSION FROM AVW CO.

DRAWN BY	Jibin	CUSTOMER: AVW EQUIPMENT	
CHECKED BY		PROJECT: OT2-WACB0405_Octasquared Wrap Contour Combo	
QTY		DESCRIPTION: PASSENGER SIDE ARM ASSEMBLY [HYDRAULIC]	
RELEASE DATE	12/1/2021	PART NUMBER: CB0405E	REV# 1
DIMENSION ARE IN INCHES & PROVIDED PRIOR TO SURFACE TREATMENTS, UNLESS NOTED.		SIZE A	EST WEIGHT: SHEET 64 of 93

PATH:L:\Libraries\Productivity\Assembly Arms\Contour Arms\AVW\Hydraulic\Passenger\CB0405E.iam

# CB0405EB - PASSENGER SIDE ARM MOUNT ASSY. [HYDRAULIC]



AVW EQUIPMENT CO., INC.  
105 S. 9TH AVENUE  
MAYWOOD, IL 60153  
Tel: 708-343-7738 Fax: 708-343-9065  
WWW.AVWEQUIPMENT.COM

## - COMPANY PROPRIETARY NOTE -

THIS DRAWING AND ITS DESIGNS ARE PROPERTY OF AVW EQUIPMENT CO. & IT IS NOT TO BE USED OR REPRODUCED WITHOUT THE PERMISSION FROM AVW CO.

DRAWN BY

Jibin

CUSTOMER: AVW EQUIPMENT

CHECKED BY

PROJECT: OT2-WACB0405\_Octasquared Wrap Contour Combo

QTY

DESCRIPTION: PASSENGER SIDE ARM MOUNT ASSY. [HYDRAULIC]

RELEASE DATE

12/1/2021

PART NUMBER: CB0405EB

REV# 1

DIMENSION ARE IN INCHES & PROVIDED PRIOR TO SURFACE TREATMENTS, UNLESS NOTED.

SIZE  
A

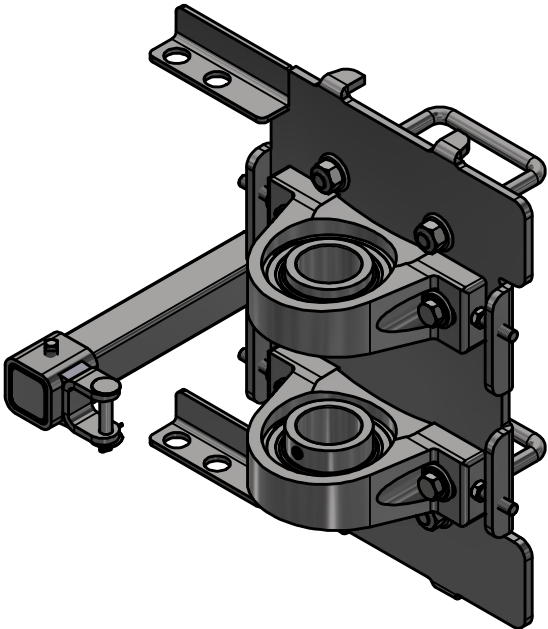
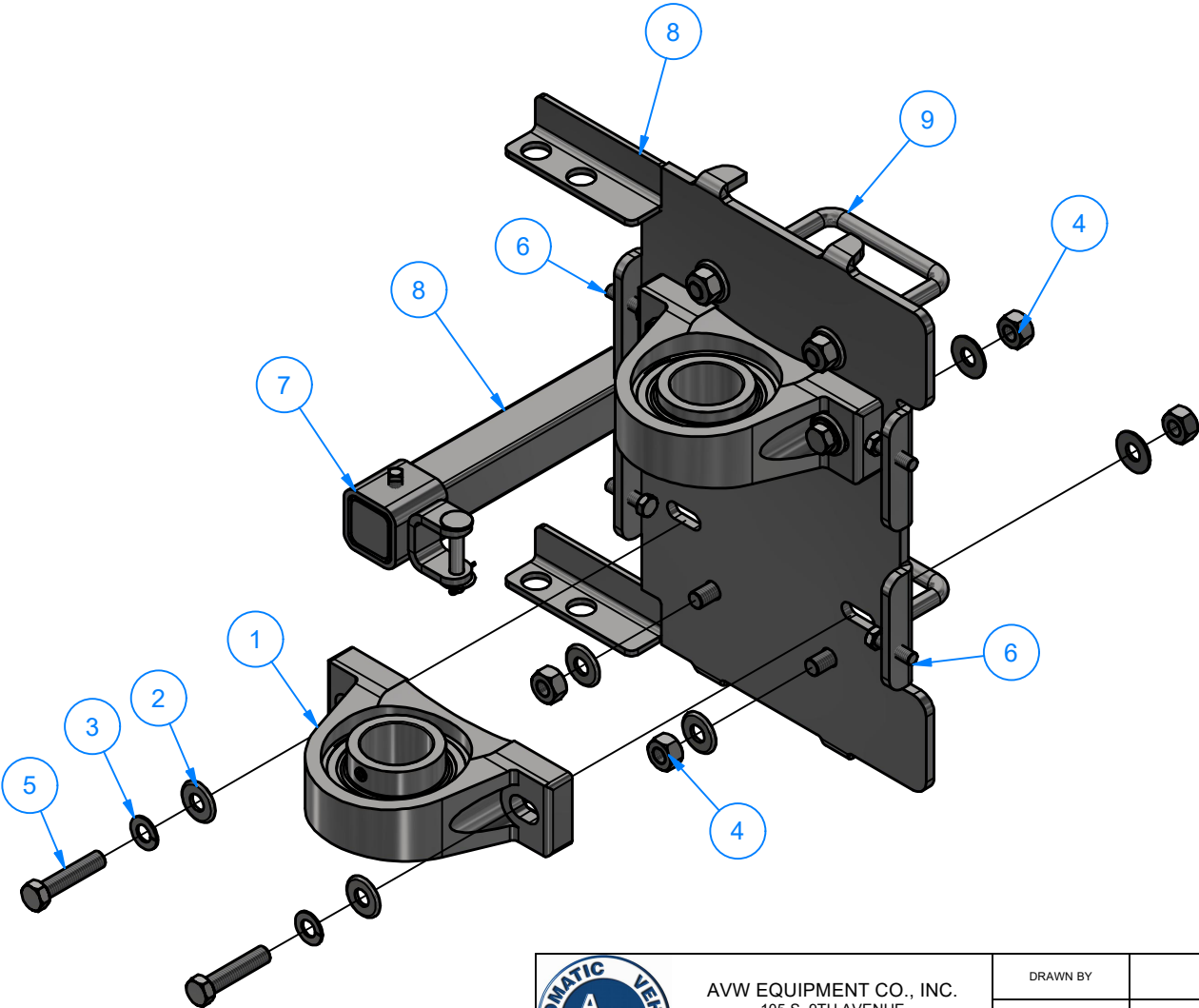
EST WEIGHT:

SHEET 65 of 93

PATH:L:\Libraries\Productivity\Assembly Arms\Contour Arms\AVW\Hydraulic\Parts\Arm Mount\CB0405BB - Passenger Arm Mount Assembly [Hydraulic]\CB0405BB.iam

CB0405EB - PASSENGER SIDE ARM MOUNT ASSY. [HYDRAULIC]

Parts List		
ITEM	QTY	DESCRIPTION
1	2	2" Pillow Block
2	12	1/2" Flat Washer
3	4	1/2" Split Lock Washer
4	8	1/2-13 Hex Nut
5	4	1/2" - 13 UNC x 2 1/4" LG. HEX SCREW
6	4	3/8" - 16 x 1 1/4" UNC Hex Screw
7	1	Moveable Rear Shock Mount
8	1	PASSENGER SIDE ARM MOUNT - WELDMENT [HYDRAULIC]
9	2	Square U Bolt D 1/2" x 4" x 5" LG



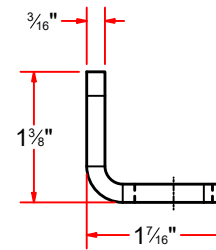
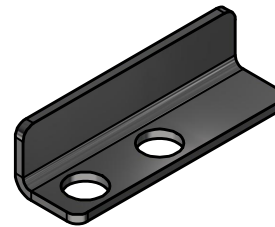
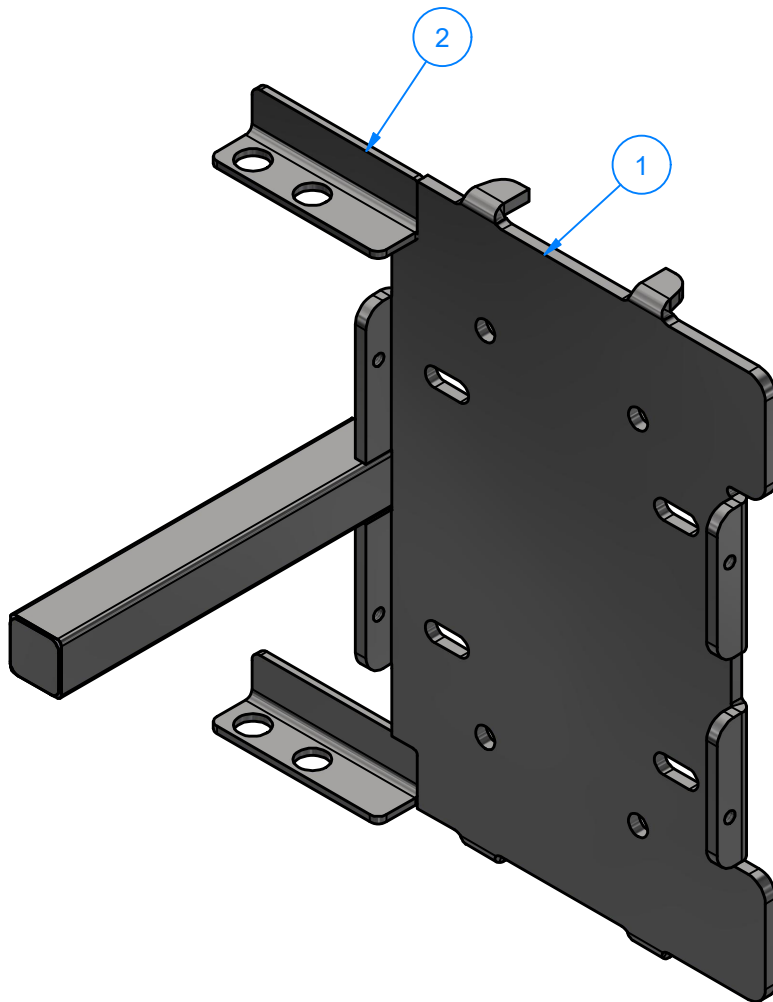
AVW EQUIPMENT CO., INC.  
105 S. 9TH AVENUE  
MAYWOOD, IL 60153  
Tel: 708-343-7738 Fax: 708-343-9065  
WWW.AVWEQUIPMENT.COM

- COMPANY PROPRIETARY NOTE -  
THIS DRAWING AND ITS DESIGNS ARE PROPERTY OF AVW EQUIPMENT CO. &  
IT IS NOT TO BE USED OR REPRODUCED WITHOUT THE PERMISSION FROM AVW CO.

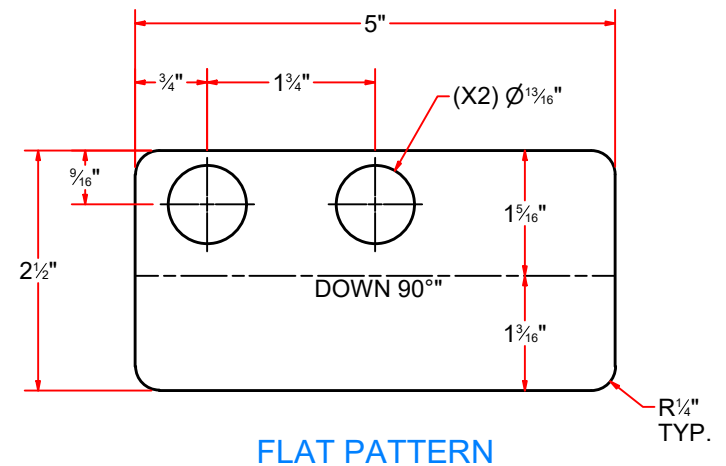
DRAWN BY	Jibin	CUSTOMER: AVW EQUIPMENT	
CHECKED BY		PROJECT: OT2-WACB0405_Octasquared Wrap Contour Combo	
QTY		DESCRIPTION: PASSENGER SIDE ARM MOUNT ASSY. [HYDRAULIC]	
RELEASE DATE	12/1/2021	PART NUMBER: CB0405EB	REV# 1
DIMENSION ARE IN INCHES & PROVIDED PRIOR TO SURFACE TREATMENTS, UNLESS NOTED.		SIZE A	EST WEIGHT:

# CB0405EBA - PASSENGER SIDE ARM MOUNT - WELDMENT [HYDRAULIC]

Parts List		
ITEM	QTY	DESCRIPTION
1	1	PASSENGER SIDE ARM MOUNT ASSY. - Weldment
2	2	Plate #3/16" x 2 1/2" x 5" LG.



**FORMED**



**FLAT PATTERN**



AVW EQUIPMENT CO., INC.  
105 S. 9TH AVENUE  
MAYWOOD, IL 60153  
Tel: 708-343-7738 Fax: 708-343-9065  
WWW.AVWEQUIPMENT.COM

**- COMPANY PROPRIETARY NOTE -**

THIS DRAWING AND ITS DESIGNS ARE PROPERTY OF AVW EQUIPMENT CO. & IT IS NOT TO BE USED OR REPRODUCED WITHOUT THE PERMISSION FROM AVW CO.

DRAWN BY

Jibin

CUSTOMER: AVW EQUIPMENT

CHECKED BY

PROJECT: OT2-WACB0405\_Octasquared Wrap Contour Combo

QTY

DESCRIPTION: Plate #3/16" x 2 1/2" x 5" LG.

RELEASE DATE

12/1/2021

PART NUMBER: (5 x 2-1\_2) (H3\_4) -#3\_16 - Driver

REV# 1

DIMENSION ARE IN INCHES & PROVIDED PRIOR TO SURFACE TREATMENTS, UNLESS NOTED.

SIZE A

EST WEIGHT:

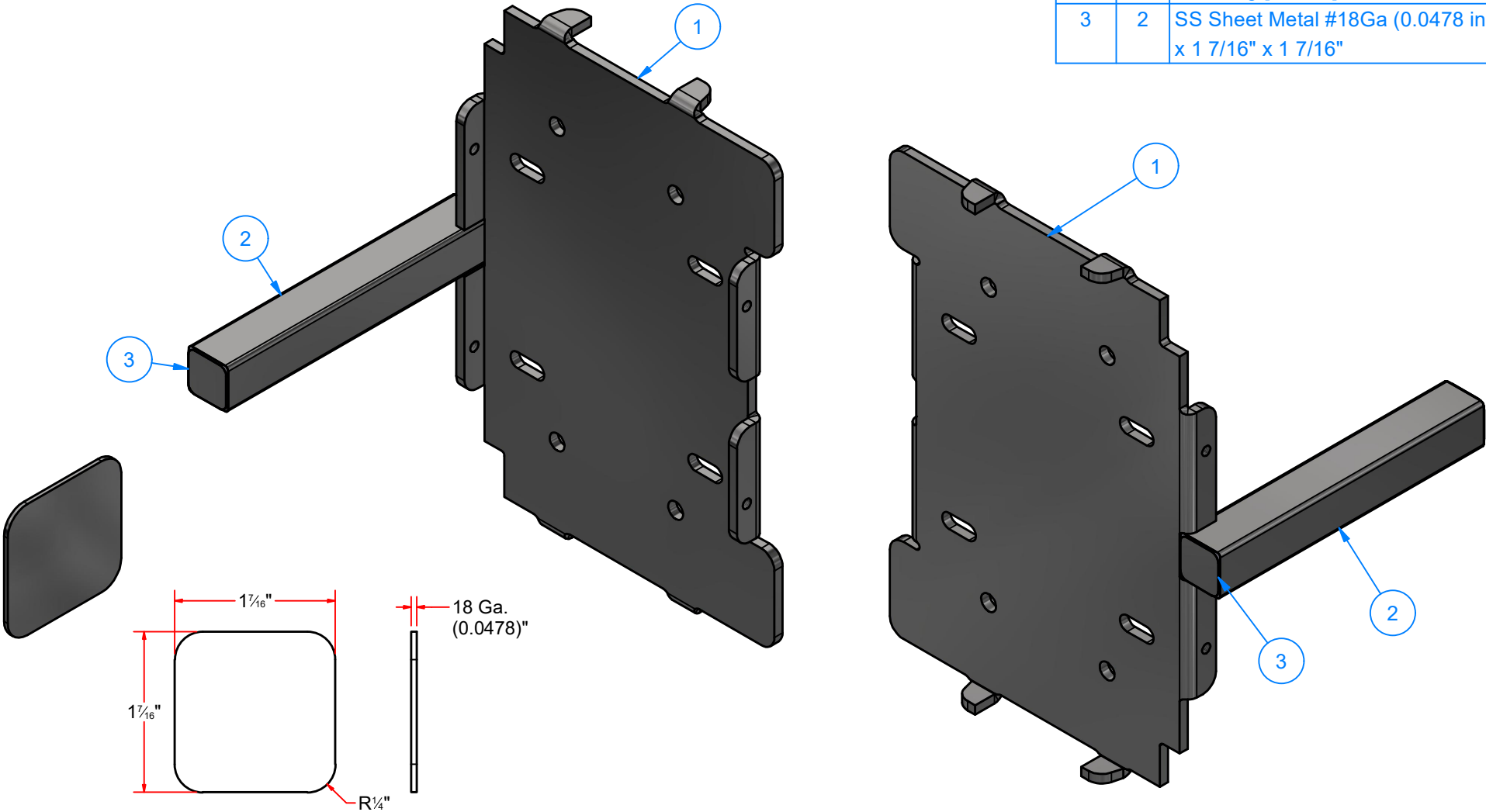
SHEET 67 of 93

PATH:L:\Libraries\AVW Components\Plates\3\_16in Plates\5 x 2-1\_2) (H3\_4) -#3\_16 - Driver.ipt



CB0405EBAA - PASSENGER SIDE ARM MOUNT ASSY. - Weldment

Parts List		
ITEM	QTY	DESCRIPTION
1	1	ARM MOUNTING PLATE
2	1	S.Tubing [11 Ga.] 1 1/2" x 10" LG
3	2	SS Sheet Metal #18Ga (0.0478 in) x 1 7/16" x 1 7/16"



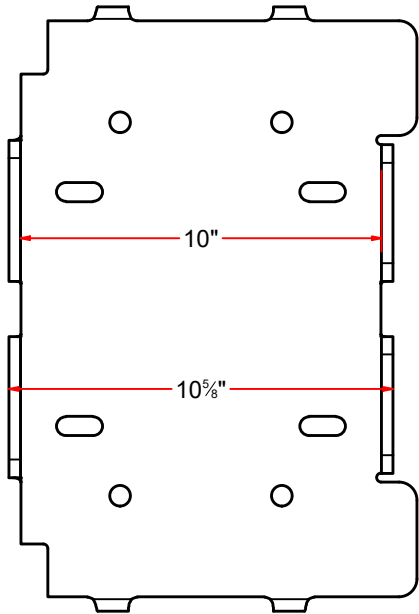
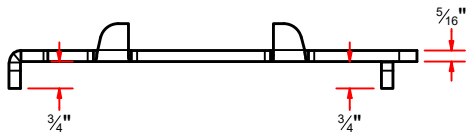
AVW EQUIPMENT CO., INC.  
105 S. 9TH AVENUE  
MAYWOOD, IL 60153  
Tel: 708-343-7738 Fax: 708-343-9065  
WWW.AVWEQUIPMENT.COM

- COMPANY PROPRIETARY NOTE -  
THIS DRAWING AND ITS DESIGNS ARE PROPERTY OF AVW EQUIPMENT CO. &  
IT IS NOT TO BE USED OR REPRODUCED WITHOUT THE PERMISSION FROM AVW CO.

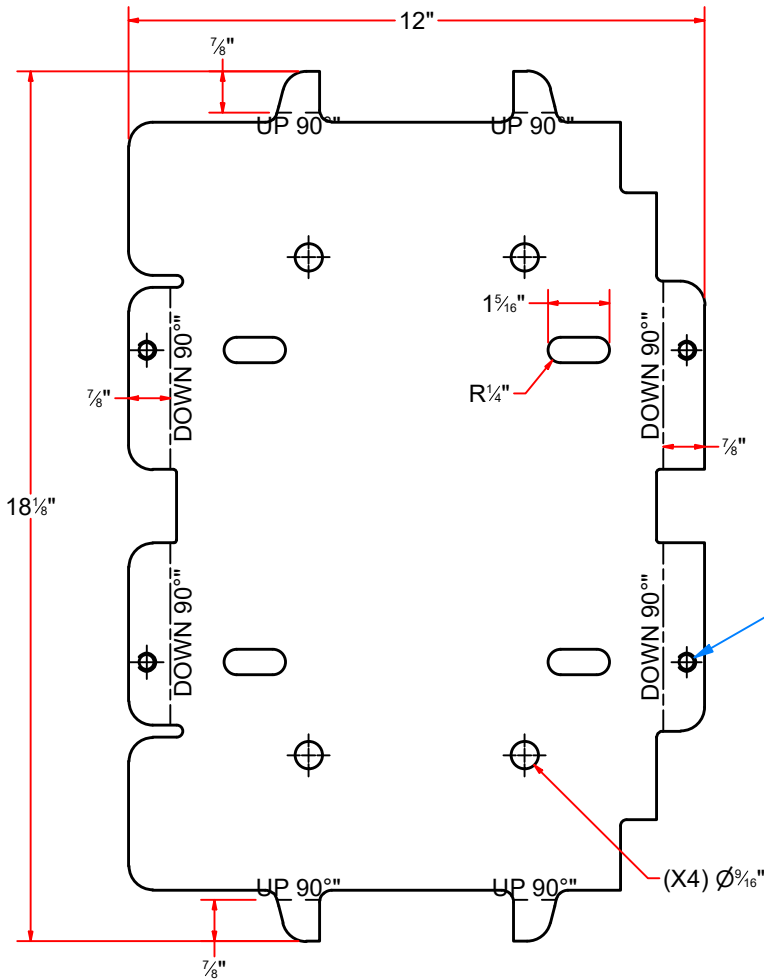
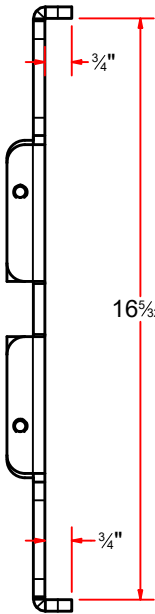
DRAWN BY	Jibin	CUSTOMER: AVW EQUIPMENT	
CHECKED BY		PROJECT: OT2-WACB0405_Octasquared Wrap Contour Combo	
QTY		DESCRIPTION: SS Sheet Metal #18Ga (0.0478 in) x 1 7/16" x 1 7/16"	
RELEASE DATE	12/1/2021	PART NUMBER: PLSS18GX0150X0150X0H	REV# 1
DIMENSION ARE IN INCHES & PROVIDED PRIOR TO SURFACE TREATMENTS, UNLESS NOTED.		SIZE A	EST WEIGHT:
			SHEET 68 of 93



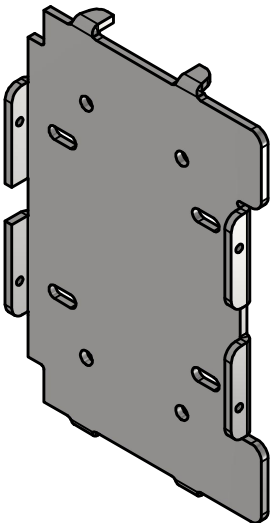
CB0405DBAAA - ARM MOUNTING PLATE



FORMED



FLAT PATTERN



AVW EQUIPMENT CO., INC.  
105 S. 9TH AVENUE  
MAYWOOD, IL 60153  
Tel: 708-343-7738 Fax: 708-343-9065  
WWW.AVWEQUIPMENT.COM

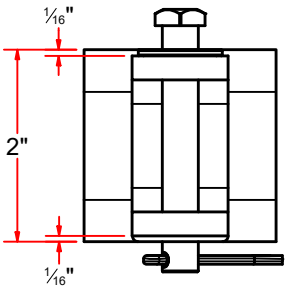
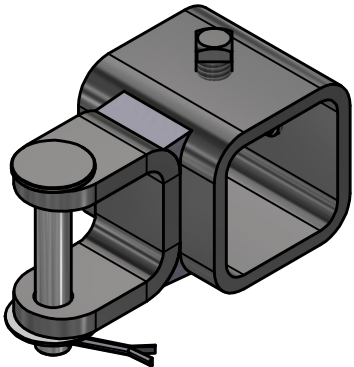
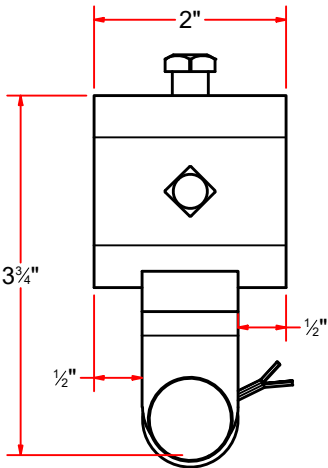
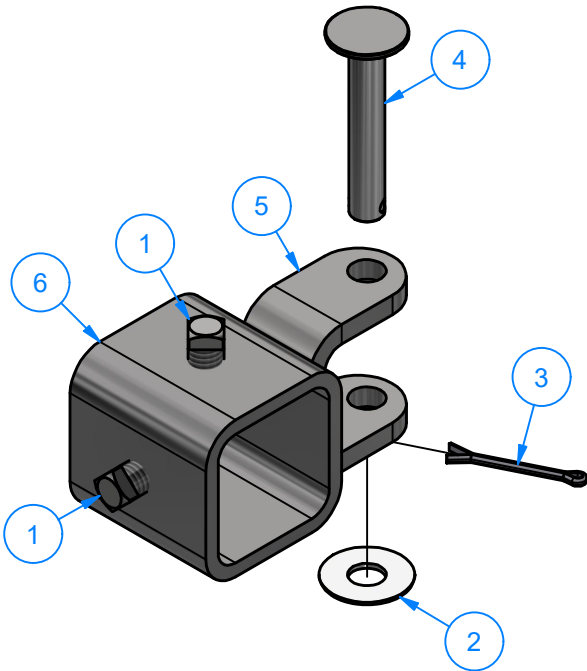
- COMPANY PROPRIETARY NOTE -  
THIS DRAWING AND ITS DESIGNS ARE PROPERTY OF AVW EQUIPMENT CO. &  
IT IS NOT TO BE USED OR REPRODUCED WITHOUT THE PERMISSION FROM AVW CO.

DRAWN BY	Jibin	CUSTOMER: AVW EQUIPMENT	
CHECKED BY		PROJECT: OT2-WACB0405_Octasquared Wrap Contour Combo	
QTY		DESCRIPTION: ARM MOUNTING PLATE	
RELEASE DATE	12/1/2021	PART NUMBER: CB0405DBAAA	REV# 1
DIMENSION ARE IN INCHES & PROVIDED PRIOR TO SURFACE TREATMENTS, UNLESS NOTED.		SIZE A	EST WEIGHT: SHEET 69 of 93

# RB1ABAM - Moveable Rear Shock Mount

## Parts List

ITEM	QTY	DESCRIPTION
1	2	3/8" - 20 x 0.5" UNC Square Screw
2	1	3/8" Flat Washer
3	1	Cotter Pin
4	1	Pin 3/8" x 2 1/4" L
5	1	Clevis Bracket #1/4" x 2"
6	1	Sq. Tube #7 Ga x 2"



AVW EQUIPMENT CO., INC.  
105 S. 9TH AVENUE  
MAYWOOD, IL 60153  
Tel: 708-343-7738 Fax: 708-343-9065  
WWW.AVWEQUIPMENT.COM

### - COMPANY PROPRIETARY NOTE -

THIS DRAWING AND ITS DESIGNS ARE PROPERTY OF AVW EQUIPMENT CO. & IT IS NOT TO BE USED OR REPRODUCED WITHOUT THE PERMISSION FROM AVW CO.

DRAWN BY

Jibin

CUSTOMER: AVW EQUIPMENT

CHECKED BY

PROJECT: OT2-WACB0405\_Octasquared Wrap Contour Combo

QTY

DESCRIPTION: Moveable Rear Shock Mount

RELEASE DATE

12/1/2021

PART NUMBER: RB1ABAM

REV# 1

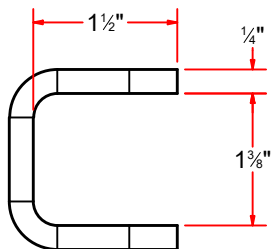
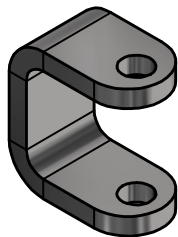
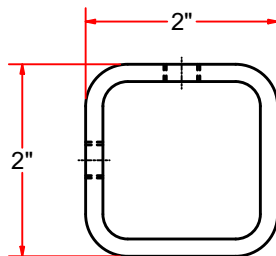
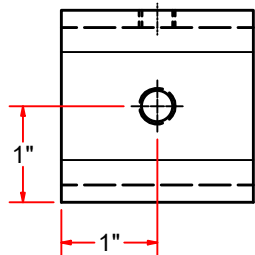
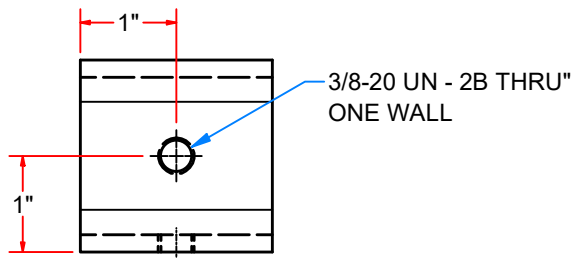
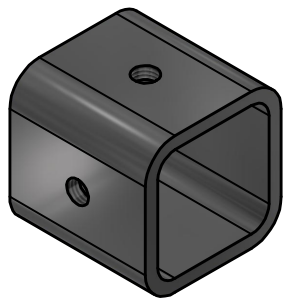
DIMENSION ARE IN INCHES & PROVIDED PRIOR TO SURFACE TREATMENTS, UNLESS NOTED.

SIZE A

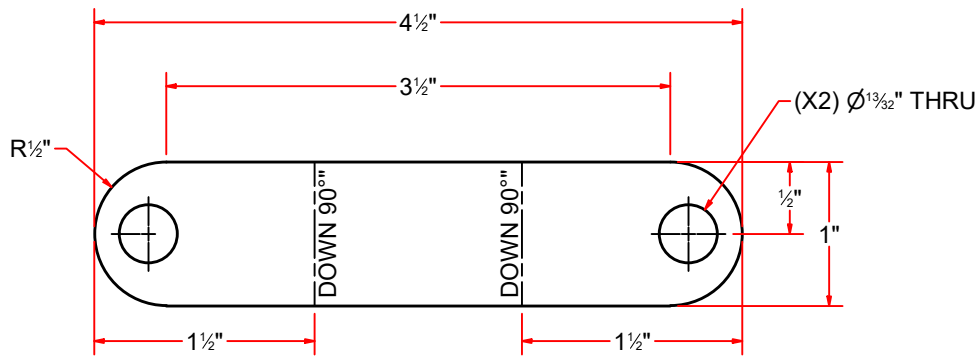
EST WEIGHT:

SHEET 70 of 93

MOVEABLE REAR SHOCK MOUNT - **Parts**



FORMED



FLAT PATTERN



AVW EQUIPMENT CO., INC.  
105 S. 9TH AVENUE  
MAYWOOD, IL 60153  
Tel: 708-343-7738 Fax: 708-343-9065  
WWW.AVWEQUIPMENT.COM

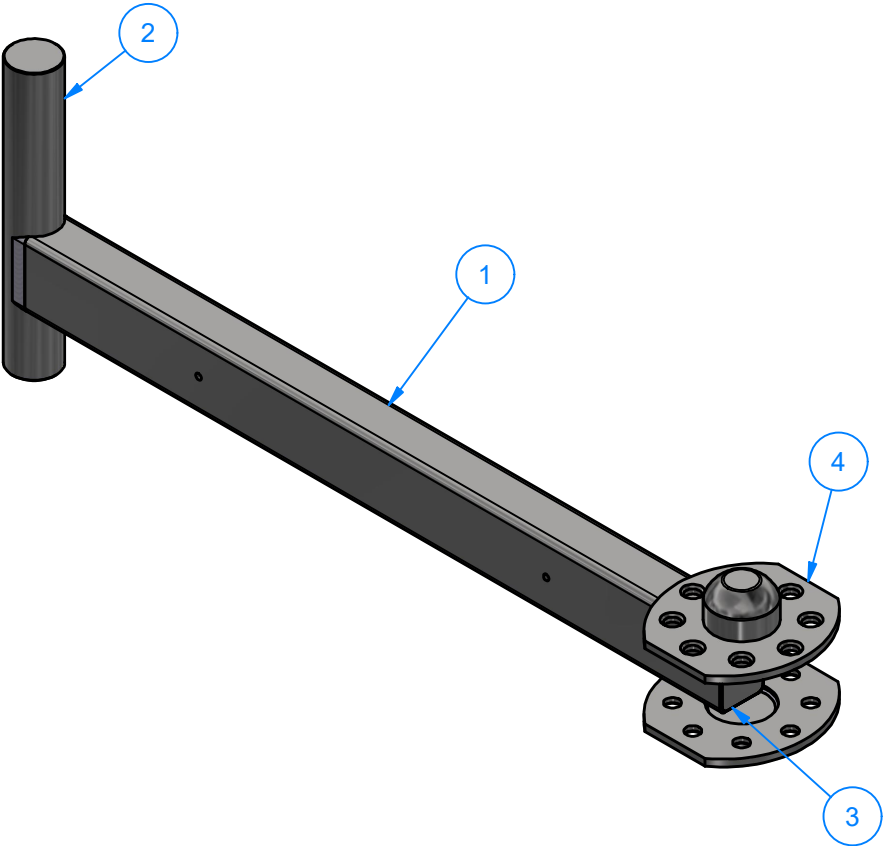
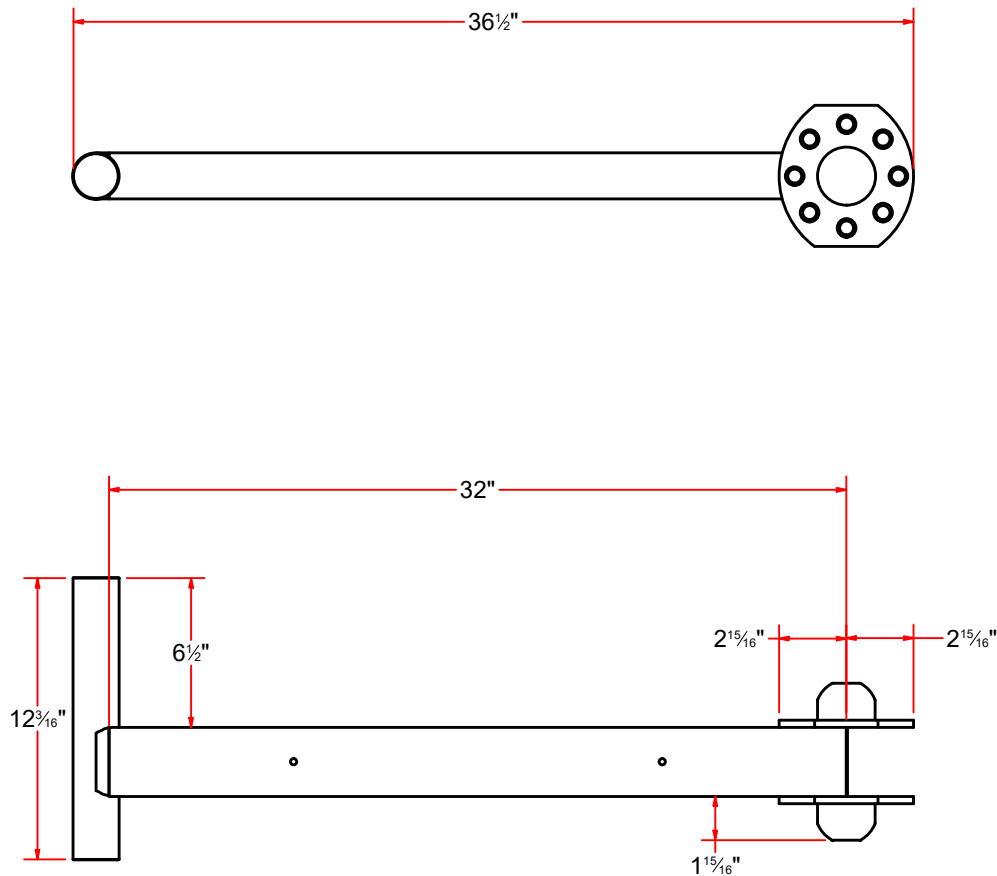
**- COMPANY PROPRIETARY NOTE -**  
THIS DRAWING AND ITS DESIGNS ARE PROPERTY OF AVW EQUIPMENT CO. &  
IT IS NOT TO BE USED OR REPRODUCED WITHOUT THE PERMISSION FROM AVW CO.

DRAWN BY	Jibin	CUSTOMER: AVW EQUIPMENT	
CHECKED BY		PROJECT: OT2-WACB0405_Octasquared Wrap Contour Combo	
QTY		DESCRIPTION: Sq. Tube #7 Ga x 2"	
RELEASE DATE	12/1/2021	PART NUMBER: RB1ABAMA-0518	REV# 1
DIMENSION ARE IN INCHES & PROVIDED PRIOR TO SURFACE TREATMENTS, UNLESS NOTED.		SIZE A	EST WEIGHT: SHEET 71 of 93

CB0405DAX32 - DRIVER ARM ASSEMBLY - Weldment

Parts List		
ITEM	QTY	DESCRIPTION
1	1	Rect. Tube #7Ga. x 2" x 3" x 32" LG.
2	1	Shaft 2" O.D. x 12 1/4" LG.
3	1	Sheet Metal [18 Ga.] 1 7/8" x 2 7/8"
4	2	ADJUSTABLE ANGLE BALL MOUNT

**Note:** For Passenger Arm Assembly, Component#1 (Rect. Tube) is flipped by 180°

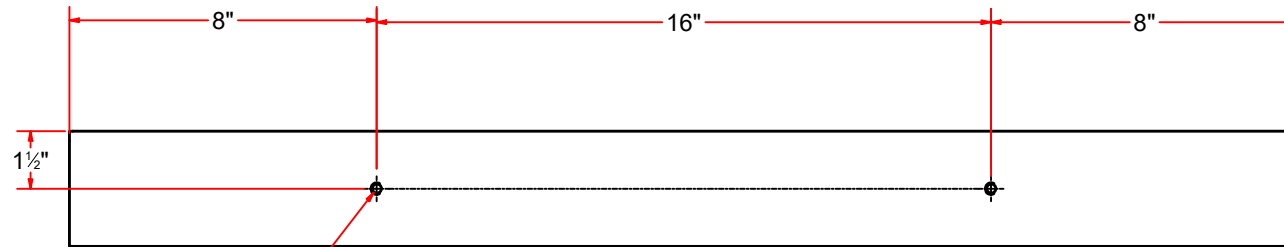


AVW EQUIPMENT CO., INC.  
105 S. 9TH AVENUE  
MAYWOOD, IL 60153  
Tel: 708-343-7738 Fax: 708-343-9065  
WWW.AVWEQUIPMENT.COM

- COMPANY PROPRIETARY NOTE -  
THIS DRAWING AND ITS DESIGNS ARE PROPERTY OF AVW EQUIPMENT CO. &  
IT IS NOT TO BE USED OR REPRODUCED WITHOUT THE PERMISSION FROM AVW CO.

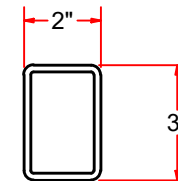
DRAWN BY	Jibin	CUSTOMER: AVW EQUIPMENT	
CHECKED BY		PROJECT: OT2-WACB0405_Octasquared Wrap Contour Combo	
QTY		DESCRIPTION: DRIVER ARM ASSEMBLY - Weldment	
RELEASE DATE	12/1/2021	PART NUMBER: CB0405DAX32	REV# 1
DIMENSION ARE IN INCHES & PROVIDED PRIOR TO SURFACE TREATMENTS, UNLESS NOTED.		SIZE A	EST WEIGHT: SHEET 72 of 93

# CB0405DAx32-01A - Rect. Tube #7Ga. x 2" x 3" x 32" LG.

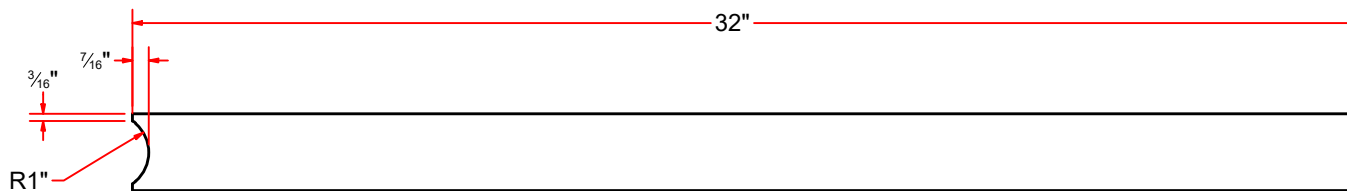


(X2) 1/4-20 UNC - 2B"  
THRU ONE WALL

FRONT



SIDE



TOP



AVW EQUIPMENT CO., INC.  
105 S. 9TH AVENUE  
MAYWOOD, IL 60153  
Tel: 708-343-7738 Fax: 708-343-9065  
WWW.AVWEQUIPMENT.COM

**- COMPANY PROPRIETARY NOTE -**

THIS DRAWING AND ITS DESIGNS ARE PROPERTY OF AVW EQUIPMENT CO. &  
IT IS NOT TO BE USED OR REPRODUCED WITHOUT THE PERMISSION FROM AVW CO.

DRAWN BY

Jibin

CUSTOMER: AVW EQUIPMENT

CHECKED BY

PROJECT: OT2-WACB0405\_Octasquared Wrap Contour Combo

QTY

DESCRIPTION: Rect. Tube #7Ga. x 2" x 3" x 32" LG.

RELEASE  
DATE

12/1/2021

PART NUMBER: CB0405DAx32-01A

REV# 1

DIMENSION ARE IN INCHES & PROVIDED PRIOR  
TO SURFACE TREATMENTS, UNLESS NOTED.

SIZE  
**A**

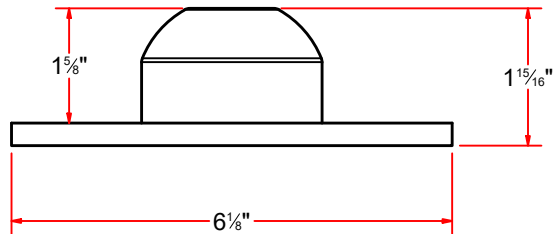
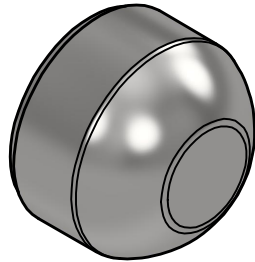
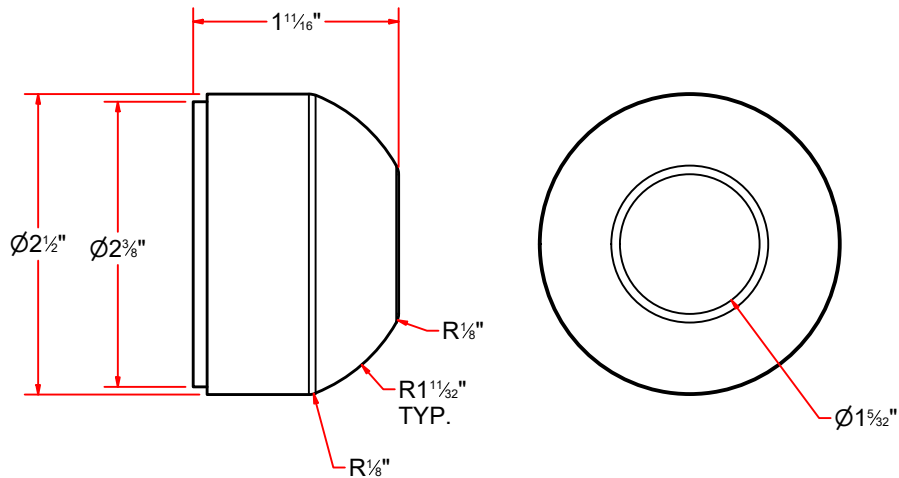
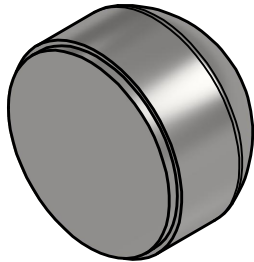
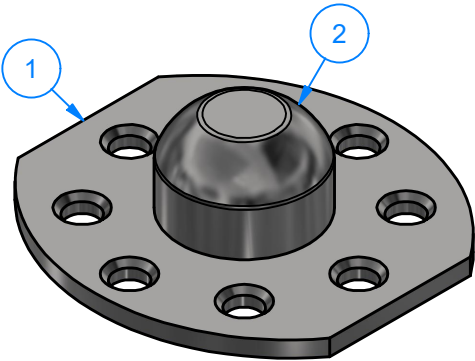
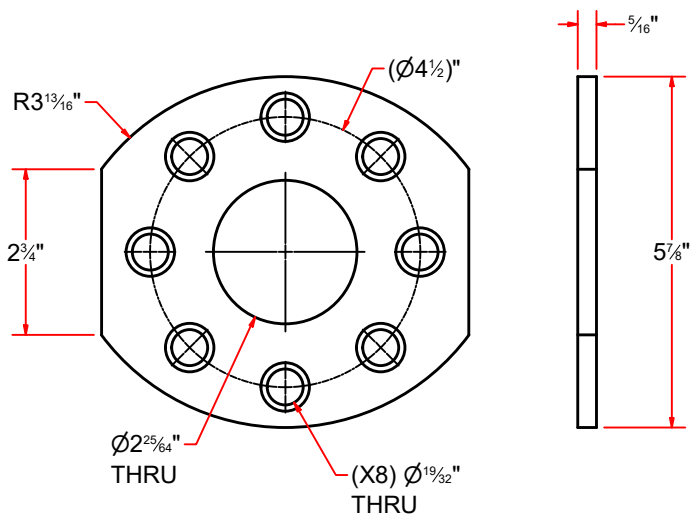
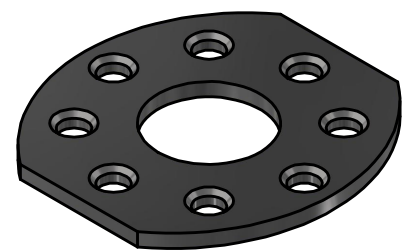
EST WEIGHT:

SHEET 73 of 93

PATH:L:\Libraries\Productivity\Assembly Arms\Contour Arms\AVW\Hydraulic\Parts\Arm\CB0405D - Driver Arm\Parts\CB0405DAx32-01A.ipt

# AABM - ADJUSTABLE ANGLE BALL MOUNT

Parts List		
ITEM	QTY	DESCRIPTION
1	1	SS Plate #5/16" x 5 7/8" x 6 1/8" LG.
2	1	SS Shaft 2 1/2" OD x 1 11/16" LG.


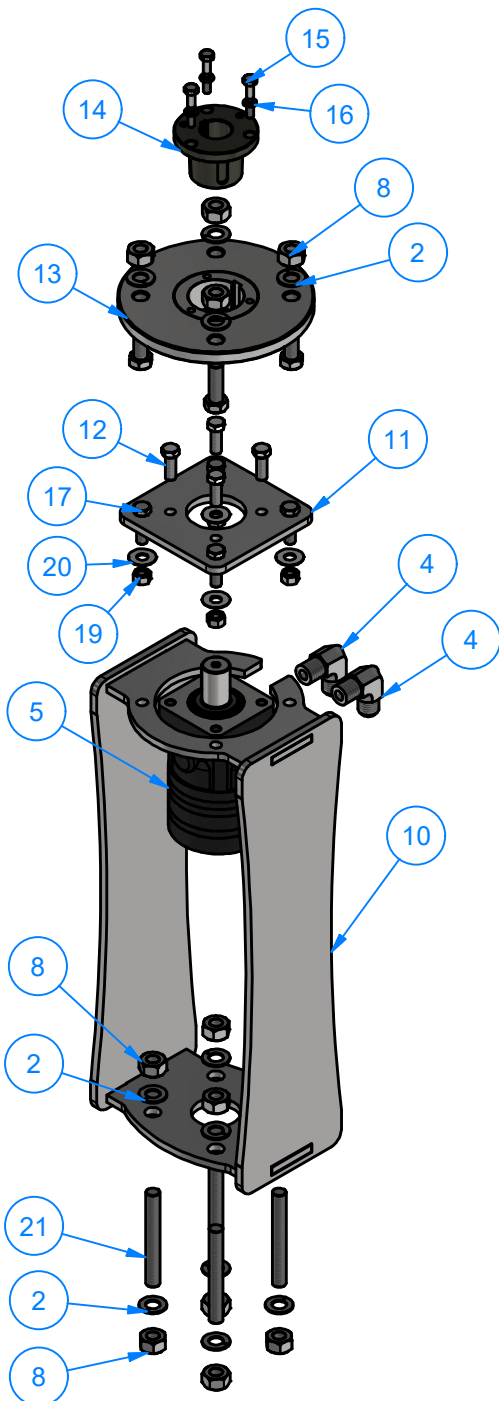


AVW EQUIPMENT CO., INC.  
105 S. 9TH AVENUE  
MAYWOOD, IL 60153  
Tel: 708-343-7738 Fax: 708-343-9065  
WWW.AVWEQUIPMENT.COM

**- COMPANY PROPRIETARY NOTE -**  
THIS DRAWING AND ITS DESIGNS ARE PROPERTY OF AVW EQUIPMENT CO. &  
IT IS NOT TO BE USED OR REPRODUCED WITHOUT THE PERMISSION FROM AVW CO.

DRAWN BY	Jibin	CUSTOMER: AVW EQUIPMENT	
CHECKED BY		PROJECT: OT2-WACB0405_Octasquared Wrap Contour Combo	
QTY		DESCRIPTION: ADJUSTABLE ANGLE BALL MOUNT	
RELEASE DATE	12/1/2021	PART NUMBER: AABM	REV# 1
DIMENSION ARE IN INCHES & PROVIDED PRIOR TO SURFACE TREATMENTS, UNLESS NOTED.		SIZE A	EST WEIGHT:
			SHEET 74 of 93

# RB2AEA - Brush Drive Upper Assembly [H]



Parts List		
ITEM	QTY	DESCRIPTION
2	12	1/2" Split Lock Washer
4	2	Elbow (1/2" NPT Male X 1/2" JIC Male)
5	1	Hydraulic Motor
8	12	1/2-13 Hex Nut
10	1	MOTOR MOUNT [EL]
11	1	Hydraulic Motor Mount Adaptor plate
12	4	3/8" - 16 x 1" UNC Hex Screw
13	1	Brush Connecting Disc
14	1	Split Taper Bushing (P1X1-1/8")
15	3	1/4"-20 x 1.5" LG. Hex Screw
16	3	1/4" Split Lock Washer
17	4	3/8" - 16 x 1 1/4" UNC Hex Screw
18	4	3/8" Split Lock Washer
19	4	Hex Nut - 3/8"-16
20	4	3/8" Flat Washer
21	4	Threaded Rod 1/2"-13 x 4" LG.



AVW EQUIPMENT CO., INC.  
105 S. 9TH AVENUE  
MAYWOOD, IL 60153  
Tel: 708-343-7738 Fax: 708-343-9065  
WWW.AVWEQUIPMENT.COM

## - COMPANY PROPRIETARY NOTE -

THIS DRAWING AND ITS DESIGNS ARE PROPERTY OF AVW EQUIPMENT CO. & IT IS NOT TO BE USED OR REPRODUCED WITHOUT THE PERMISSION FROM AVW CO.

DRAWN BY

Jibin

CUSTOMER: AVW EQUIPMENT

CHECKED BY

PROJECT: OT2-WACB0405\_Octasquared Wrap Contour Combo

QTY

DESCRIPTION: Brush Drive Upper Assembly [H]

RELEASE DATE

12/1/2021

PART NUMBER: RB2AEA

REV# 1

DIMENSION ARE IN INCHES & PROVIDED PRIOR TO SURFACE TREATMENTS, UNLESS NOTED.

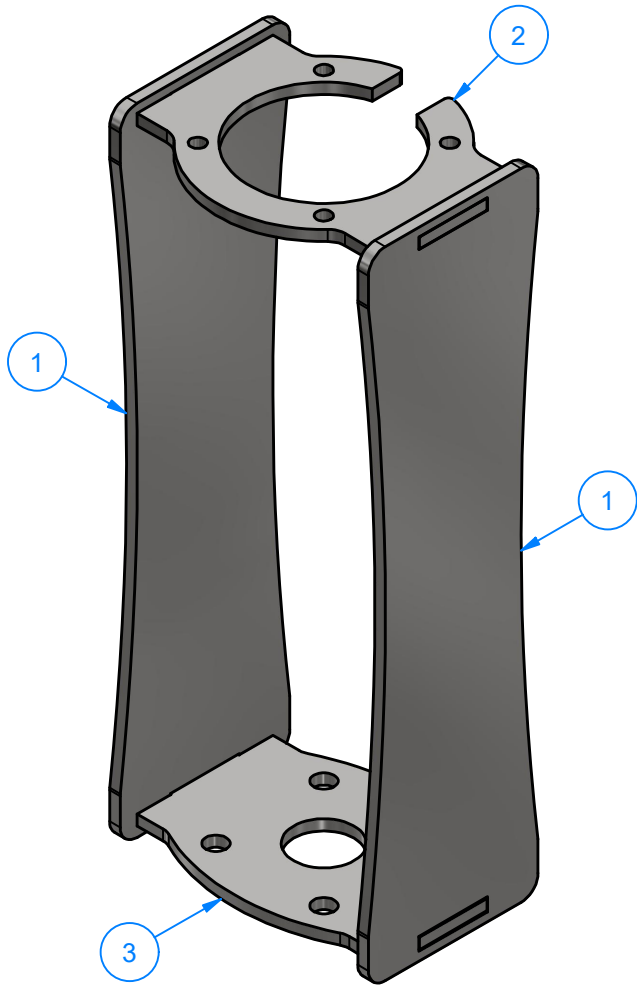
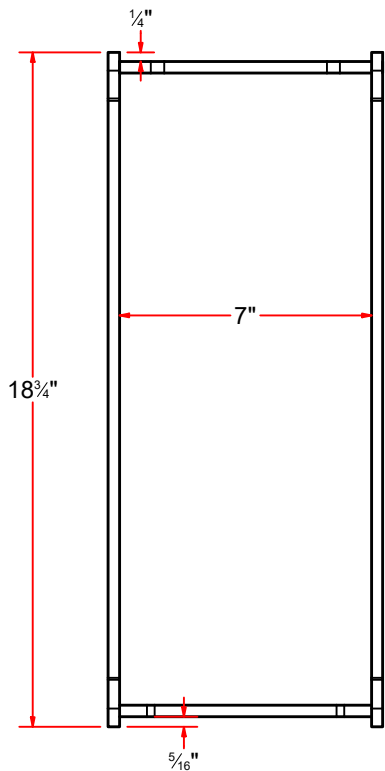
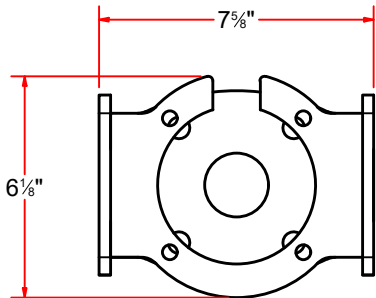
SIZE A

EST WEIGHT:

SHEET 75 of 93

PATH:L:\Libraries\Productivity\Motor Mounts\Hydraulic\Contour-Rocker\Contour Motor Mount [21 in].iam

RB1AEA-EL - MOTOR MOUNT [EL]



Parts List		
ITEM	QTY	DESCRIPTION
1	2	Plate #5/16" x 5" x 18 3/4" LG.
2	1	Plate #5/16" x 6 1/8" x 7 5/8" LG.
3	1	Plate #5/16" x 7 5/8" x 5 1/4" LG.



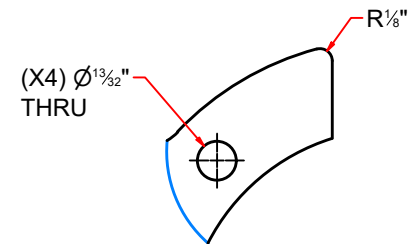
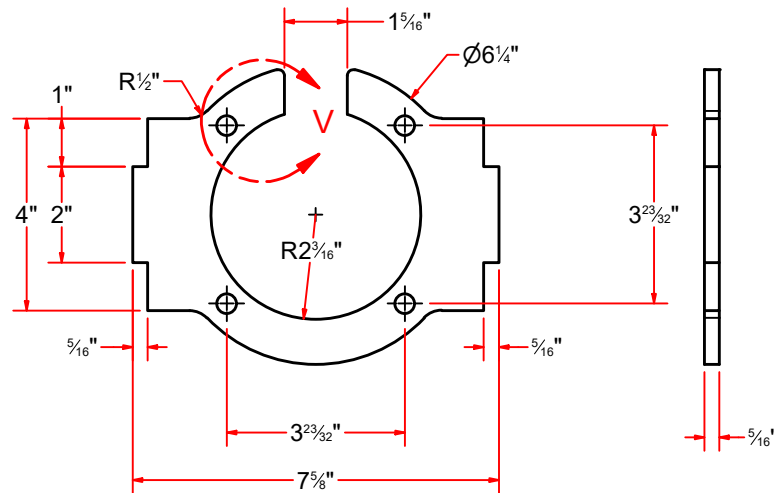
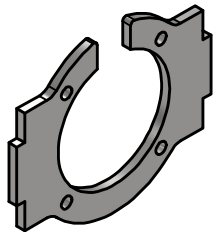
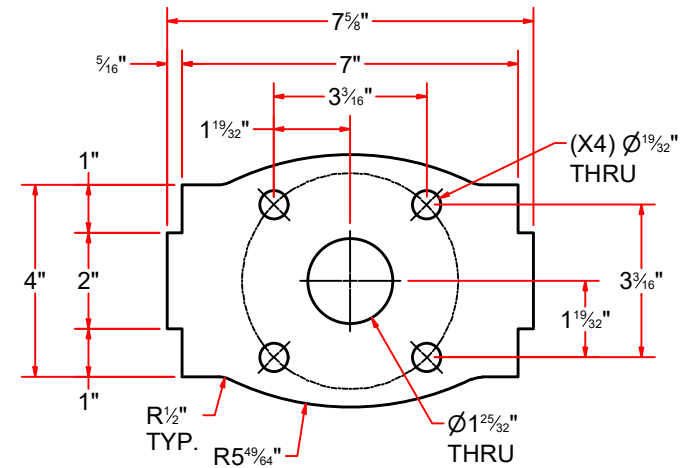
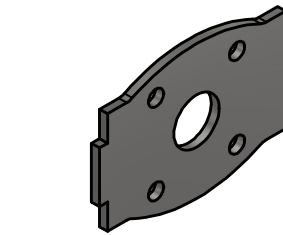
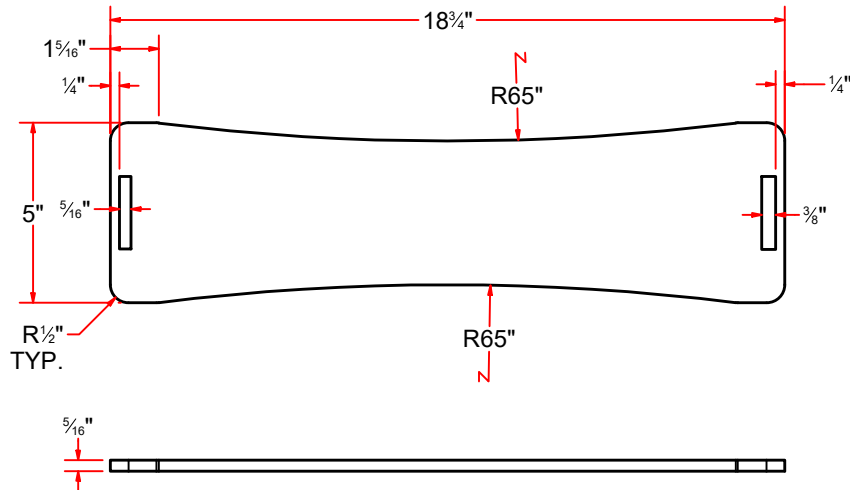

AVW EQUIPMENT CO., INC.  
105 S. 9TH AVENUE  
MAYWOOD, IL 60153  
Tel: 708-343-7738 Fax: 708-343-9065  
WWW.AVWEQUIPMENT.COM

- COMPANY PROPRIETARY NOTE -  
THIS DRAWING AND ITS DESIGNS ARE PROPERTY OF AVW EQUIPMENT CO. &  
IT IS NOT TO BE USED OR REPRODUCED WITHOUT THE PERMISSION FROM AVW CO.

DRAWN BY	Jibin	CUSTOMER: AVW EQUIPMENT	
CHECKED BY		PROJECT: OT2-WACB0405_Octasquared Wrap Contour Combo	
QTY		DESCRIPTION: MOTOR MOUNT [EL]	
RELEASE DATE	12/1/2021	PART NUMBER: RB1AEA-EL	REV# 1
DIMENSION ARE IN INCHES & PROVIDED PRIOR TO SURFACE TREATMENTS, UNLESS NOTED.		SIZE A	EST WEIGHT:
			SHEET 76 of 93



# MOTOR MOUNT [EL] - Parts



DETAIL V



AVW EQUIPMENT CO., INC.  
105 S. 9TH AVENUE  
MAYWOOD, IL 60153  
Tel: 708-343-7738 Fax: 708-343-9065  
WWW.AVWEQUIPMENT.COM

## - COMPANY PROPRIETARY NOTE -

THIS DRAWING AND ITS DESIGNS ARE PROPERTY OF AVW EQUIPMENT CO. & IT IS NOT TO BE USED OR REPRODUCED WITHOUT THE PERMISSION FROM AVW CO.

DRAWN BY

Jibin

CUSTOMER: AVW EQUIPMENT

CHECKED BY

PROJECT: OT2-WACB0405\_Octasquared Wrap Contour Combo

QTY

DESCRIPTION: Plate #5/16" x 5" x 18 3/4" LG.

RELEASE DATE

12/1/2021

PART NUMBER: RB1AEAA-EL

REV# 1

DIMENSION ARE IN INCHES & PROVIDED PRIOR TO SURFACE TREATMENTS, UNLESS NOTED.

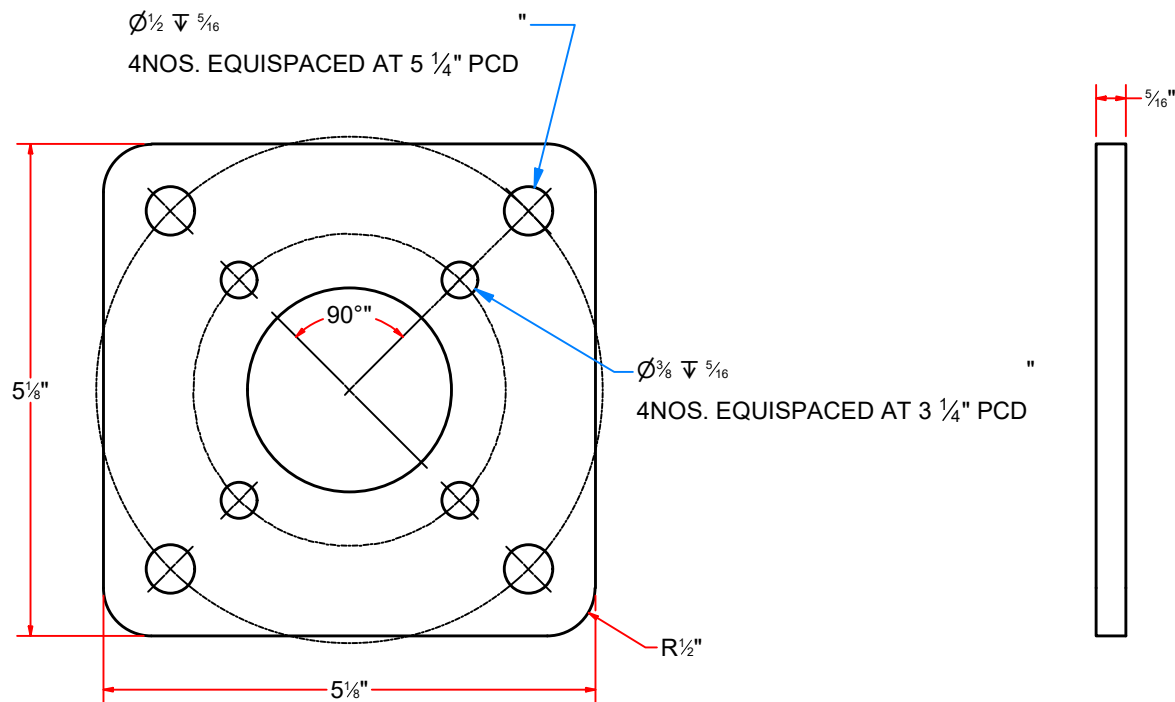
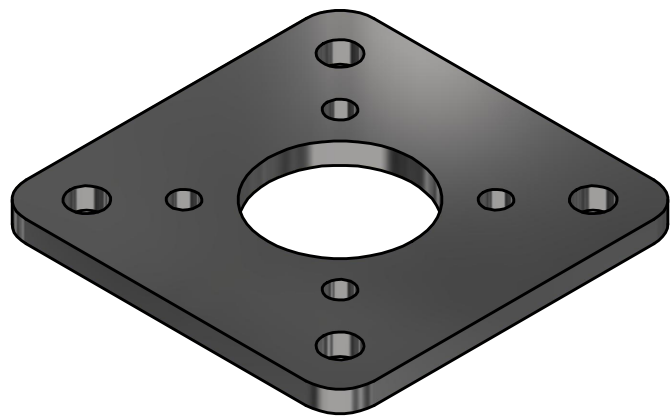
SIZE A

EST WEIGHT:

SHEET 77 of 93

PATH: L:\Libraries\Productivity\Motor Mounts\Electric\Contour-Rocker\RB1-EL - Rocker Panel Brushes\Parts\18.75 in x 5 in\Side - #5\_16.ipt

MM5E - Hydraulic Motor Mount Adaptor plate



AVW EQUIPMENT CO., INC.  
105 S. 9TH AVENUE  
MAYWOOD, IL 60153  
Tel: 708-343-7738 Fax: 708-343-9065  
WWW.AVWEQUIPMENT.COM

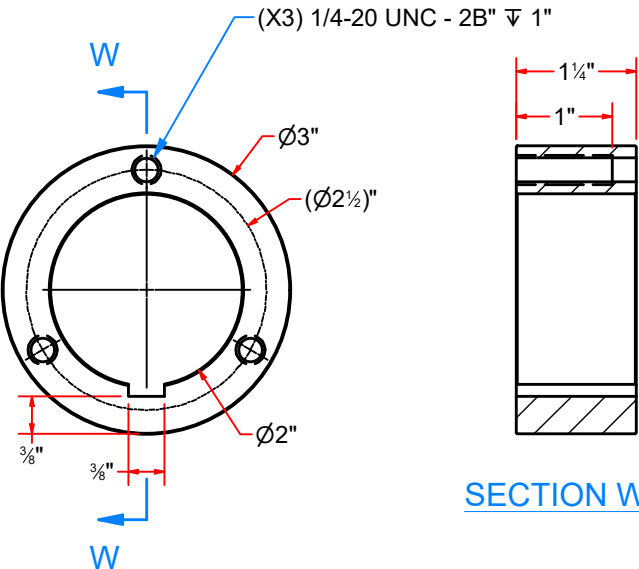
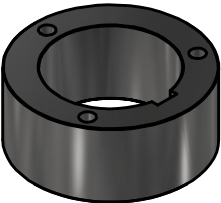
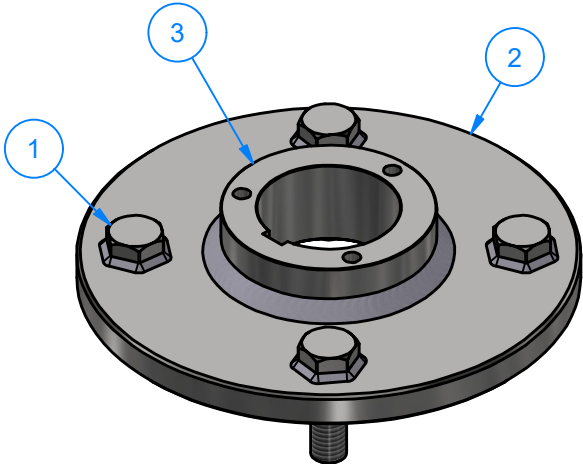
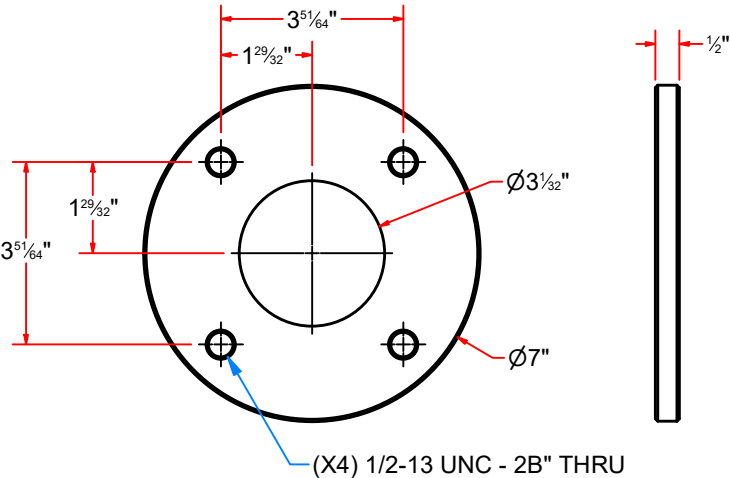
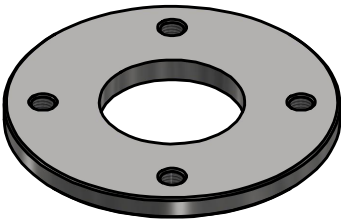
- COMPANY PROPRIETARY NOTE -  
THIS DRAWING AND ITS DESIGNS ARE PROPERTY OF AVW EQUIPMENT CO. &  
IT IS NOT TO BE USED OR REPRODUCED WITHOUT THE PERMISSION FROM AVW CO.

DRAWN BY	Jibin	CUSTOMER: AVW EQUIPMENT	
CHECKED BY		PROJECT: OT2-WACB0405_Octasquared Wrap Contour Combo	
QTY		DESCRIPTION: Hydraulic Motor Mount Adaptor plate	
RELEASE DATE	12/1/2021	PART NUMBER: MM5E	REV# 1
DIMENSION ARE IN INCHES & PROVIDED PRIOR TO SURFACE TREATMENTS, UNLESS NOTED.		SIZE A	EST WEIGHT: SHEET 78 of 93

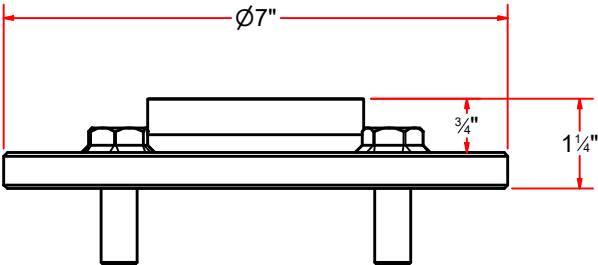
PATH:L:\Libraries\AVW Components\Plates\Motor Mount Plates\Hydraulic Motor Plates\Mitter Hydraulic motor mount Adapter plate.ipt

RB2AEB-P1-1-0106 - Brush Connecting Disc

Parts List		
ITEM	QTY	DESCRIPTION
1	4	1/2"-13 x 1 1/2" L Hex Screw
2	1	Oscillating Plate #1/2" x 7" O.D.
3	1	Weld on Hub



SECTION W-W

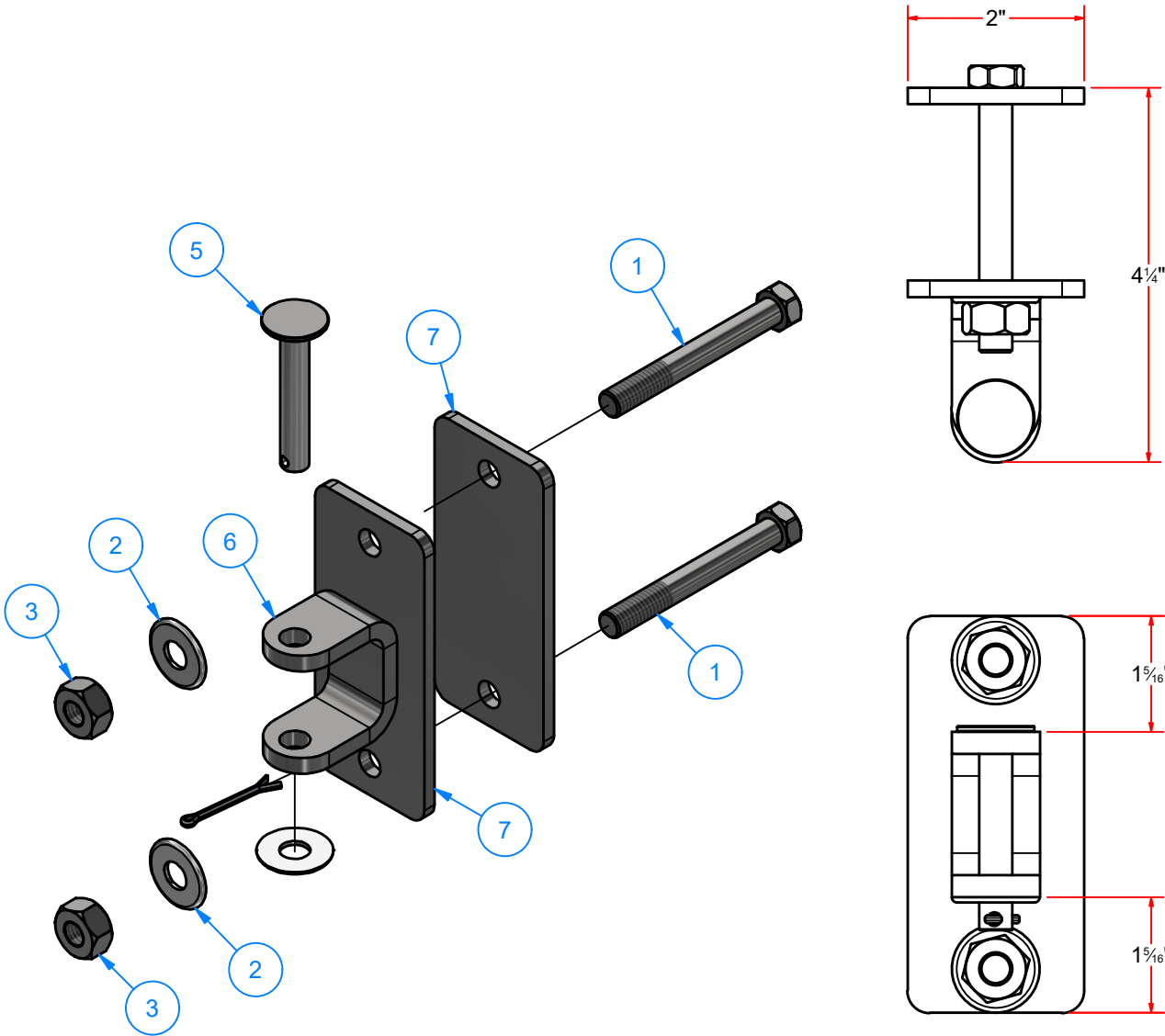


AVW EQUIPMENT CO., INC.  
105 S. 9TH AVENUE  
MAYWOOD, IL 60153  
Tel: 708-343-7738 Fax: 708-343-9065  
WWW.AVWEQUIPMENT.COM

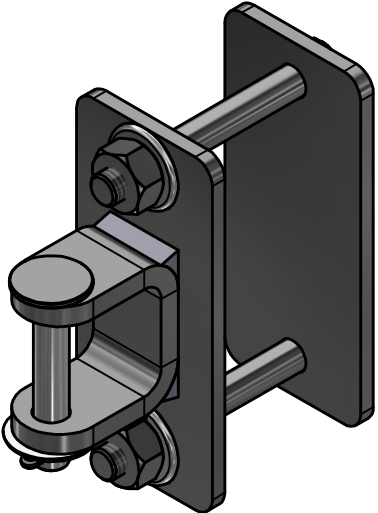
- COMPANY PROPRIETARY NOTE -  
THIS DRAWING AND ITS DESIGNS ARE PROPERTY OF AVW EQUIPMENT CO. &  
IT IS NOT TO BE USED OR REPRODUCED WITHOUT THE PERMISSION FROM AVW CO.

DRAWN BY	Jibin	CUSTOMER: AVW EQUIPMENT	
CHECKED BY		PROJECT: OT2-WACB0405_Octasquared Wrap Contour Combo	
QTY		DESCRIPTION: Brush Connecting Disc	
RELEASE DATE	12/1/2021	PART NUMBER: RB2AEB-P1-1-0106	REV# 1
DIMENSION ARE IN INCHES & PROVIDED PRIOR TO SURFACE TREATMENTS, UNLESS NOTED.		SIZE A	EST WEIGHT: SHEET 79 of 93

WA2GA -Front Shock Mount



Parts List		
ITEM	QTY	DESCRIPTION
1	2	3/8" - 16 x 3" UNC Hex Bolt
2	3	3/8" Flat Washer
3	2	3/8"-16 UNC Heavy Hex Nut
4	1	Cotter Pin
5	1	Pin 3/8" x 2 1/4" L
6	1	Clevis Bracket #1/4" x 2"
7	2	Plate SS #1/4" x 2" x 5" LG.

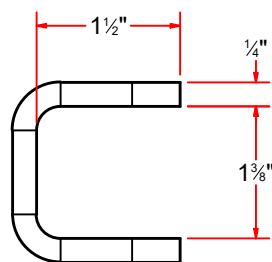
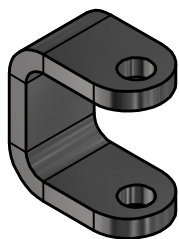


AVW EQUIPMENT CO., INC.  
105 S. 9TH AVENUE  
MAYWOOD, IL 60153  
Tel: 708-343-7738 Fax: 708-343-9065  
WWW.AVWEQUIPMENT.COM

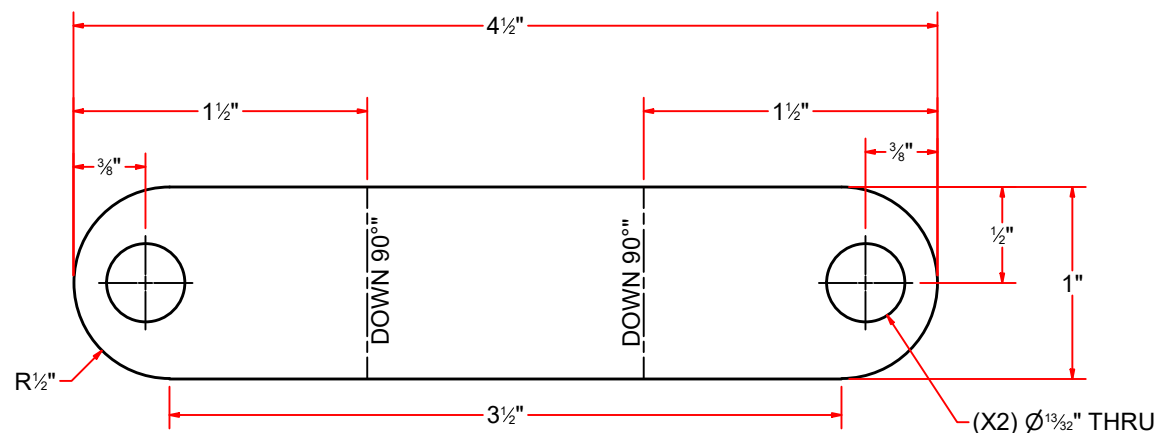
- COMPANY PROPRIETARY NOTE -  
THIS DRAWING AND ITS DESIGNS ARE PROPERTY OF AVW EQUIPMENT CO. &  
IT IS NOT TO BE USED OR REPRODUCED WITHOUT THE PERMISSION FROM AVW CO.

DRAWN BY	Jibin	CUSTOMER: AVW EQUIPMENT	
CHECKED BY		PROJECT: OT2-WACB0405_Octasquared Wrap Contour Combo	
QTY		DESCRIPTION: Front Shock Mount	
RELEASE DATE	12/1/2021	PART NUMBER: WA2GA	REV# 1
DIMENSION ARE IN INCHES & PROVIDED PRIOR TO SURFACE TREATMENTS, UNLESS NOTED.		SIZE A	EST WEIGHT:
			SHEET 80 of 93

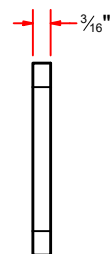
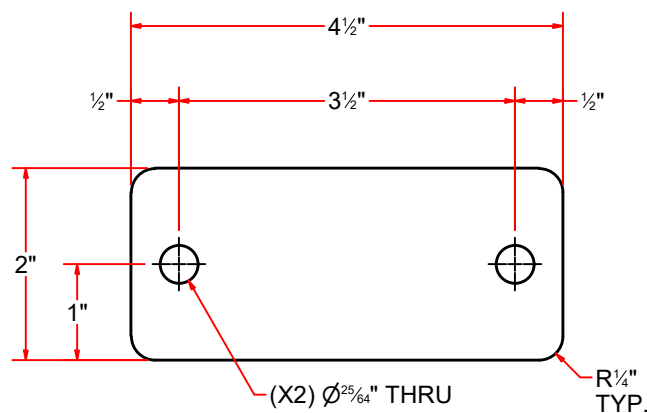
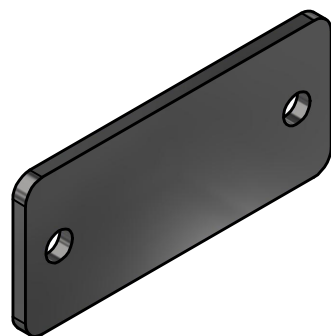
# RETRACT KIT FRONT MOUNT - Parts



FORMED



FLAT PATTERN



AVW EQUIPMENT CO., INC.  
105 S. 9TH AVENUE  
MAYWOOD, IL 60153  
Tel: 708-343-7738 Fax: 708-343-9065  
WWW.AVWEQUIPMENT.COM

## - COMPANY PROPRIETARY NOTE -

THIS DRAWING AND ITS DESIGNS ARE PROPERTY OF AVW EQUIPMENT CO. & IT IS NOT TO BE USED OR REPRODUCED WITHOUT THE PERMISSION FROM AVW CO.

DRAWN BY

Jibin

CUSTOMER: AVW EQUIPMENT

CHECKED BY

PROJECT: OT2-WACB0405\_Octasquared Wrap Contour Combo

QTY

DESCRIPTION: Clevis Bracket #1/4" x 2"

RELEASE DATE

12/1/2021

PART NUMBER: WA2GAB

REV# 1

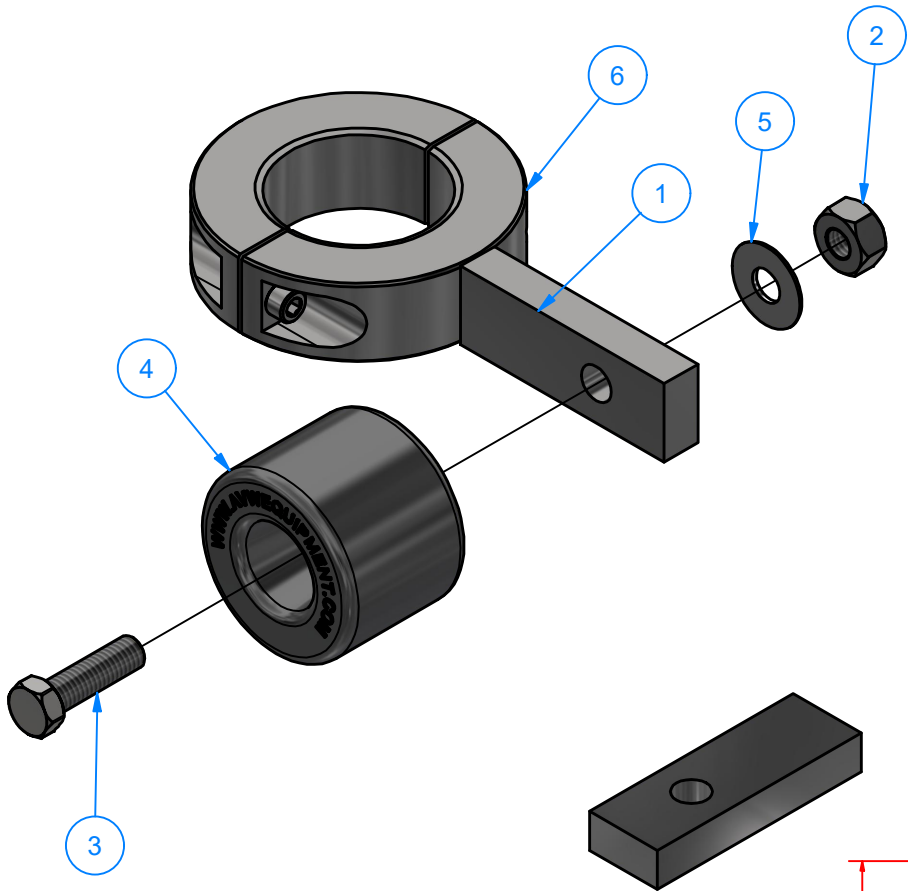
DIMENSION ARE IN INCHES & PROVIDED PRIOR TO SURFACE TREATMENTS, UNLESS NOTED.

SIZE  
A

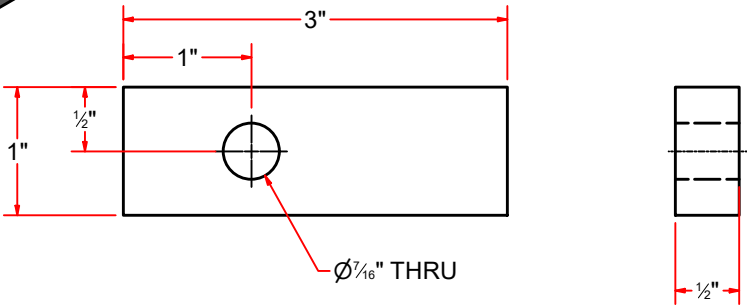
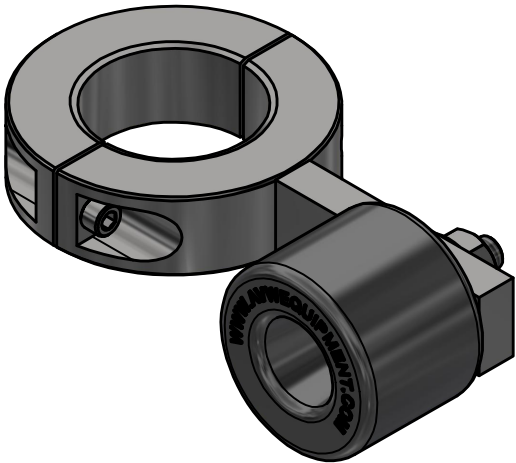
EST WEIGHT:

SHEET 81 of 93

CB0405AC - BUMPER ASSEMBLY



Parts List		
ITEM	QTY	DESCRIPTION
1	1	SS PLATE #1/2" x 1" x 3" LG.
2	1	3/8"-16 18-8ss Heavy Hex Nut
3	1	3/8" - 16 x 1 1/4" UNC Hex Screw
4	1	Rubber Bumper 13/16" ID. x 2 1/4" OD. x 1 3/4" LG.
5	1	3/8" Flat Washer
6	1	3 1/2" SPLIT COLLAR

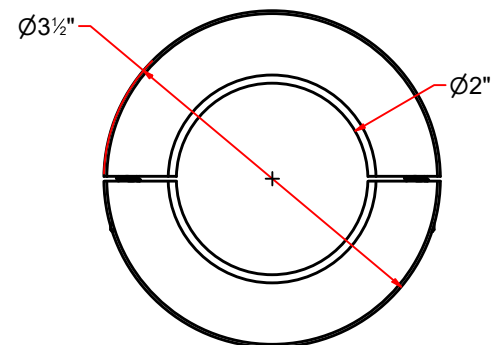
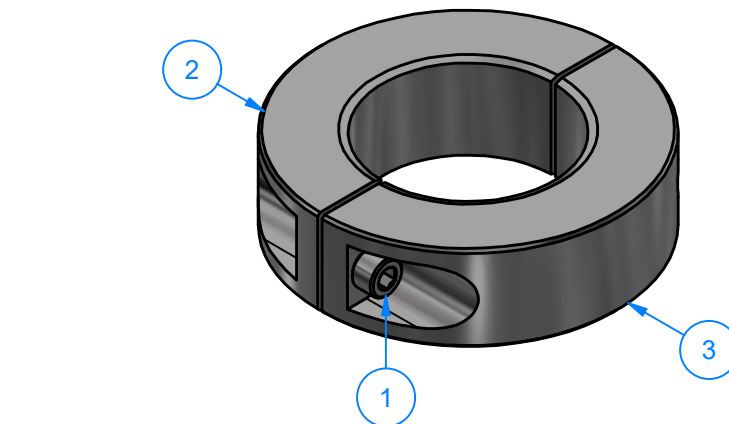
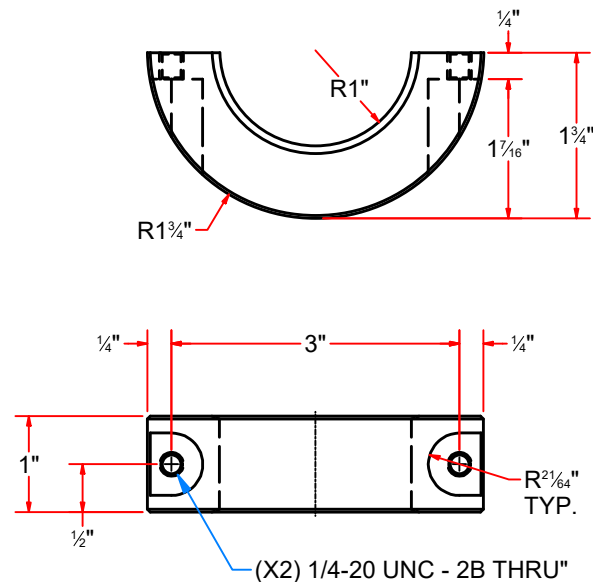
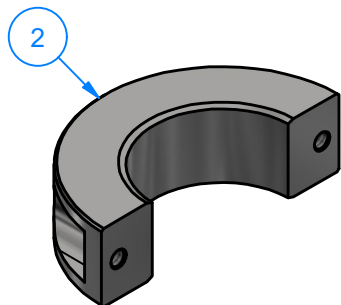
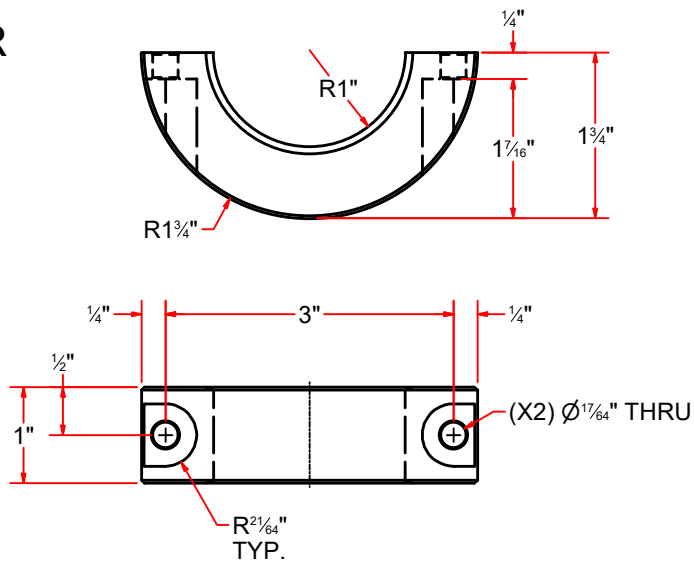
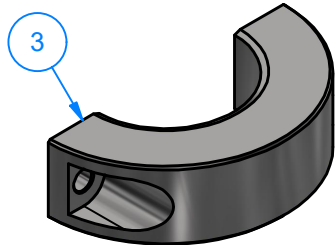


AVW EQUIPMENT CO., INC.  
105 S. 9TH AVENUE  
MAYWOOD, IL 60153  
Tel: 708-343-7738 Fax: 708-343-9065  
WWW.AVWEQUIPMENT.COM

- COMPANY PROPRIETARY NOTE -  
THIS DRAWING AND ITS DESIGNS ARE PROPERTY OF AVW EQUIPMENT CO. &  
IT IS NOT TO BE USED OR REPRODUCED WITHOUT THE PERMISSION FROM AVW CO.

DRAWN BY	Jibin	CUSTOMER: AVW EQUIPMENT	
CHECKED BY		PROJECT: OT2-WACB0405_Octasquared Wrap Contour Combo	
QTY		DESCRIPTION: BUMPER ASSEMBLY	
RELEASE DATE	12/1/2021	PART NUMBER: CB0405AC	REV# 1
DIMENSION ARE IN INCHES & PROVIDED PRIOR TO SURFACE TREATMENTS, UNLESS NOTED.		SIZE A	EST WEIGHT:
			SHEET 82 of 93

# 3 1/2" SPLIT COLLAR



Parts List		
ITEM	QTY	DESCRIPTION
1	2	1-4"-20 x 5/8 LG. Socket Head Cap Screw
2	1	SS ROUND BAR 3 1/2" O.D. x 1 in
3	1	SS ROUND BAR 3 1/2" O.D. x 1"



**AVW EQUIPMENT CO., INC.**  
 105 S. 9TH AVENUE  
 MAYWOOD, IL 60153  
 Tel: 708-343-7738 Fax: 708-343-9065  
 WWW.AVWEQUIPMENT.COM

## - COMPANY PROPRIETARY NOTE -

THIS DRAWING AND ITS DESIGNS ARE PROPERTY OF AVW EQUIPMENT CO. & IT IS NOT TO BE USED OR REPRODUCED WITHOUT THE PERMISSION FROM AVW CO.

DRAWN BY

Jibin

CUSTOMER: AVW EQUIPMENT

CHECKED BY

PROJECT: OT2-WACB0405\_Octasquared Wrap Contour Combo

QTY

DESCRIPTION: 3 1/2" SPLIT COLLAR

RELEASE DATE

12/1/2021

PART NUMBER: 3-1\_2 Split Collar

REV# 1

DIMENSION ARE IN INCHES & PROVIDED PRIOR TO SURFACE TREATMENTS, UNLESS NOTED.

SIZE A

EST WEIGHT:

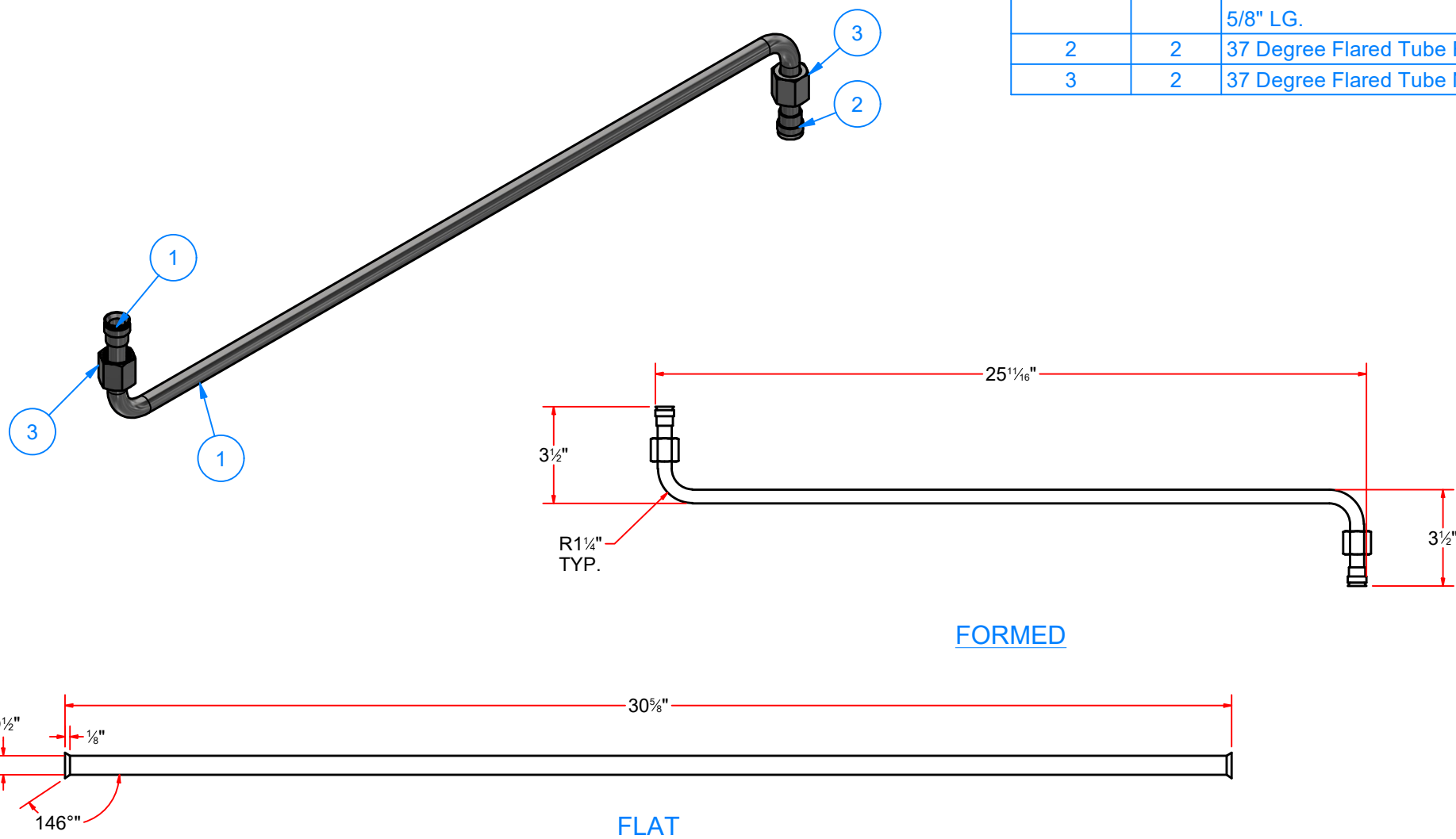
SHEET 83 of 93

PATH:L:\Libraries\AVW Components\Collars\Split Collars\3-1\_2 Split Collar\3-1\_2 Split Collar.iam

# CB0405LDA1X24 - UPPER HYDRAULIC TUBE ASSEMBLY

## Parts List

ITEM	QTY	DESCRIPTION
1	1	SS ROUND TUBING #20Ga (0.035 in) x 1/2" O.D. x 30 5/8" LG.
2	2	37 Degree Flared Tube Fitting
3	2	37 Degree Flared Tube Nut



AVW EQUIPMENT CO., INC.  
105 S. 9TH AVENUE  
MAYWOOD, IL 60153  
Tel: 708-343-7738 Fax: 708-343-9065  
WWW.AVWEQUIPMENT.COM

### - COMPANY PROPRIETARY NOTE -

THIS DRAWING AND ITS DESIGNS ARE PROPERTY OF AVW EQUIPMENT CO. & IT IS NOT TO BE USED OR REPRODUCED WITHOUT THE PERMISSION FROM AVW CO.

DRAWN BY

Jibin

CUSTOMER: AVW EQUIPMENT

CHECKED BY

PROJECT: OT2-WACB0405\_Octasquared Wrap Contour Combo

QTY

DESCRIPTION: UPPER HYDRAULIC TUBE ASSEMBLY

RELEASE DATE

12/1/2021

PART NUMBER: CB0405LDA1X24

REV# 1

DIMENSION ARE IN INCHES & PROVIDED PRIOR TO SURFACE TREATMENTS, UNLESS NOTED.

SIZE  
A

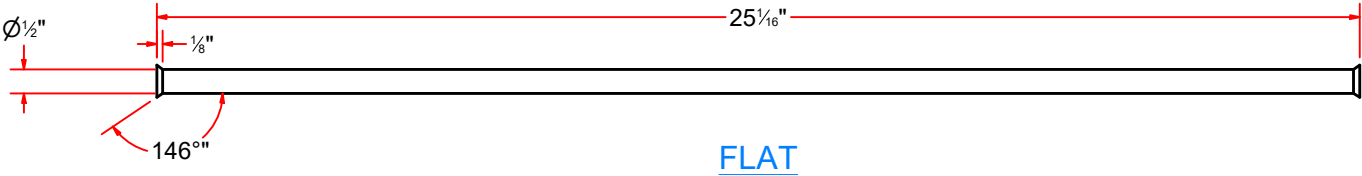
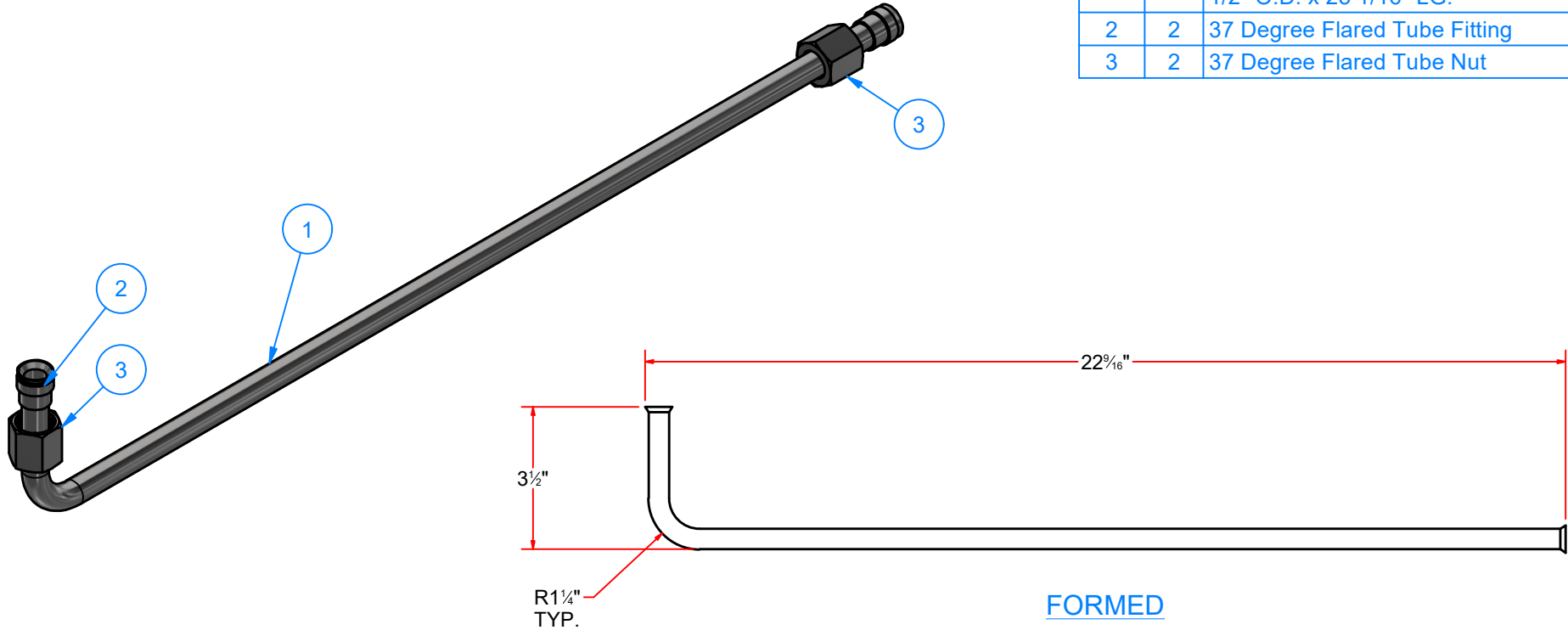
EST WEIGHT:

SHEET 84 of 93

PATH: L:\Libraries\Productivity\Assembly Arms\Contour Arms\AVW\Hydraulic\Parts\Hydraulic Tubing\CB0405-THL.iam



CB0405LDA1X22 - LOWER HYDRAULIC TUBE ASSEMBLY



Parts List		
ITEM	QTY	DESCRIPTION
1	1	SS ROUND TUBING #20Ga (0.035 in) x 1/2" O.D. x 25 1/16" LG.
2	2	37 Degree Flared Tube Fitting
3	2	37 Degree Flared Tube Nut



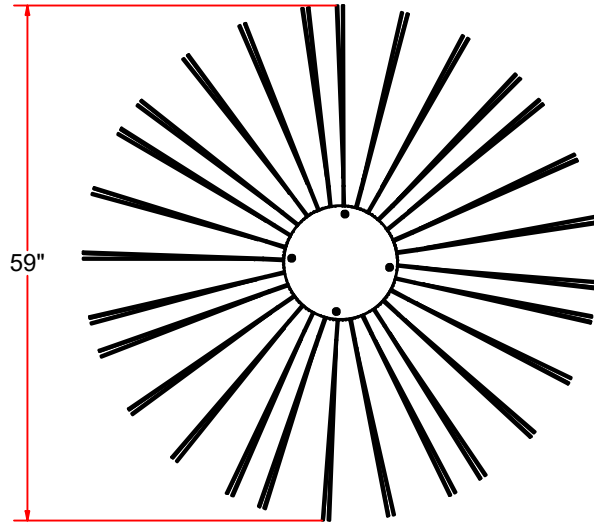


AVW EQUIPMENT CO., INC.  
105 S. 9TH AVENUE  
MAYWOOD, IL 60153  
Tel: 708-343-7738 Fax: 708-343-9065  
WWW.AVWEQUIPMENT.COM

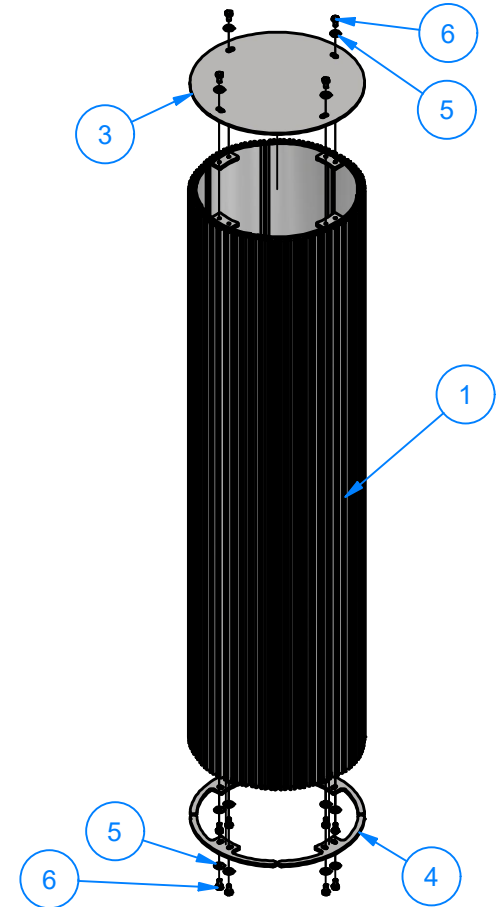
- COMPANY PROPRIETARY NOTE -  
THIS DRAWING AND ITS DESIGNS ARE PROPERTY OF AVW EQUIPMENT CO. &  
IT IS NOT TO BE USED OR REPRODUCED WITHOUT THE PERMISSION FROM AVW CO.

DRAWN BY	Jibin	CUSTOMER: AVW EQUIPMENT	
CHECKED BY		PROJECT: OT2-WACB0405_Octasquared Wrap Contour Combo	
QTY		DESCRIPTION: LOWER HYDRAULIC TUBE ASSEMBLY	
RELEASE DATE	12/1/2021	PART NUMBER: CB0405LDA1X22	REV# 1
DIMENSION ARE IN INCHES & PROVIDED PRIOR TO SURFACE TREATMENTS, UNLESS NOTED.		SIZE A	EST WEIGHT: SHEET 85 of 93

# CB0405AM-51-12EL-S-CL - 50" UPPER CONTOUR BRUSH ASSEMBLY



Parts List		
ITEM	QTY	DESCRIPTION
1	1	UPPER AVW CONTOUR BRUSH CORE 51"
2	28	Upper Contour Brush Ply Cloth 51in High
3	1	Round Plate OD 13"
4	4	Cloth Stopper#3/16"X 9"X2 1/2"
5	12	1/4" Flat Washer
6	12	1/4" - 20 x 0.5" UNC Hex Screw



AVW EQUIPMENT CO., INC.  
105 S. 9TH AVENUE  
MAYWOOD, IL 60153  
Tel: 708-343-7738 Fax: 708-343-9065  
WWW.AVWEQUIPMENT.COM

## - COMPANY PROPRIETARY NOTE -

THIS DRAWING AND ITS DESIGNS ARE PROPERTY OF AVW EQUIPMENT CO. & IT IS NOT TO BE USED OR REPRODUCED WITHOUT THE PERMISSION FROM AVW CO.

DRAWN BY

Jibin

CUSTOMER: AVW EQUIPMENT

CHECKED BY

PROJECT: OT2-WACB0405\_Octasquared Wrap Contour Combo

QTY

DESCRIPTION: 50" UPPER CONTOUR BRUSH ASSEMBLY

RELEASE DATE

12/1/2021

PART NUMBER: CB0405AM-51-12EL-S-CL

REV# 1

DIMENSION ARE IN INCHES & PROVIDED PRIOR TO SURFACE TREATMENTS, UNLESS NOTED.

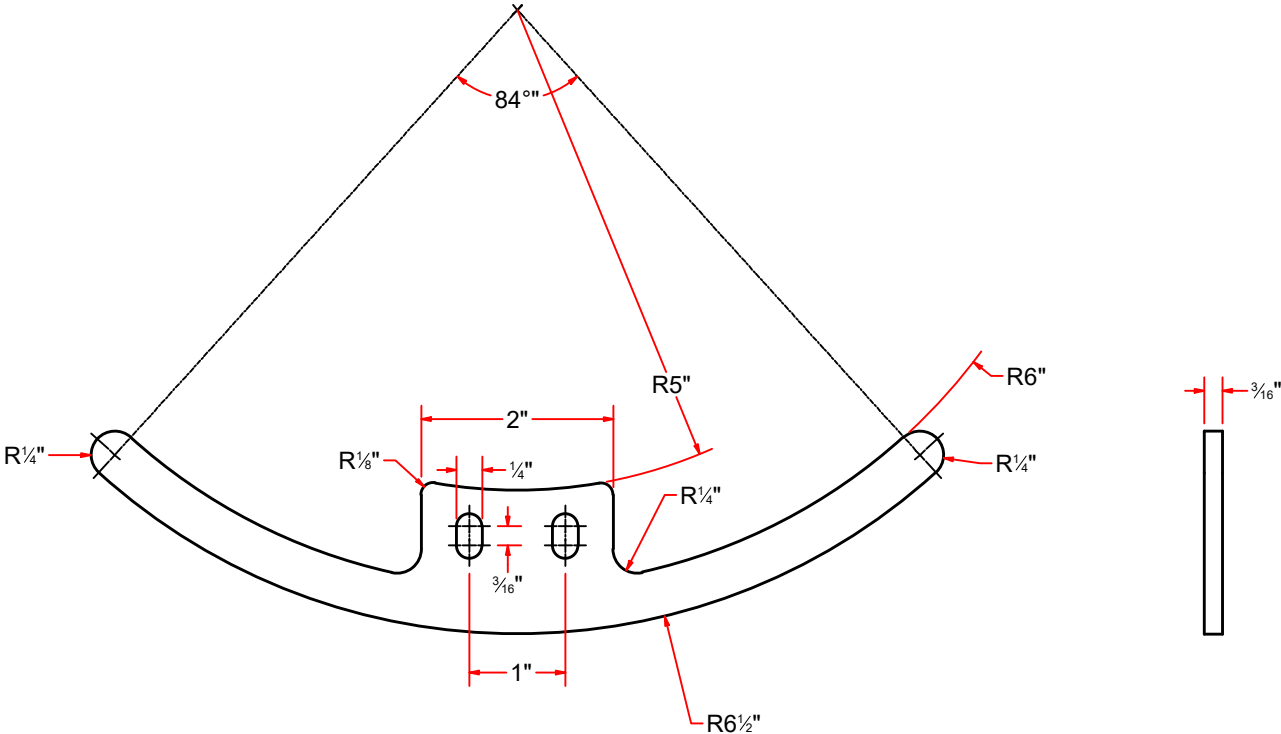
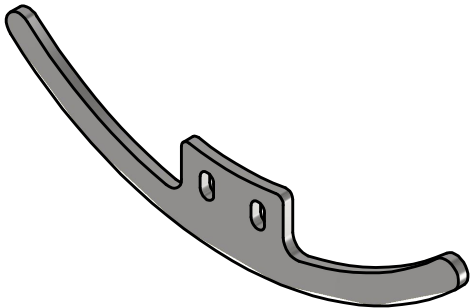
SIZE A

EST WEIGHT:

SHEET 86 of 93

PATH:L:\Libraries\Productivity\Brushes\Contour Brush Assembly\AVW\Upper Contour Brush Assembly\CB0405AM-51-12EL-S-CL.iam

CB0405AMB - Cloth Stopper#3/16"X 9"X2 1/2"

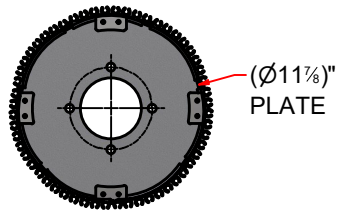


AVW EQUIPMENT CO., INC.  
105 S. 9TH AVENUE  
MAYWOOD, IL 60153  
Tel: 708-343-7738 Fax: 708-343-9065  
WWW.AVWEQUIPMENT.COM

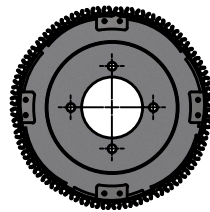
- COMPANY PROPRIETARY NOTE -  
THIS DRAWING AND ITS DESIGNS ARE PROPERTY OF AVW EQUIPMENT CO. &  
IT IS NOT TO BE USED OR REPRODUCED WITHOUT THE PERMISSION FROM AVW CO.

DRAWN BY	Jibin	CUSTOMER: AVW EQUIPMENT	
CHECKED BY		PROJECT: OT2-WACB0405_Octasquared Wrap Contour Combo	
QTY		DESCRIPTION: Cloth Stopper#3/16"X 9"X2 1/2"	
RELEASE DATE	12/1/2021	PART NUMBER: CB0405AMB	REV# 1
DIMENSION ARE IN INCHES & PROVIDED PRIOR TO SURFACE TREATMENTS, UNLESS NOTED.		SIZE A	EST WEIGHT: SHEET 87 of 93

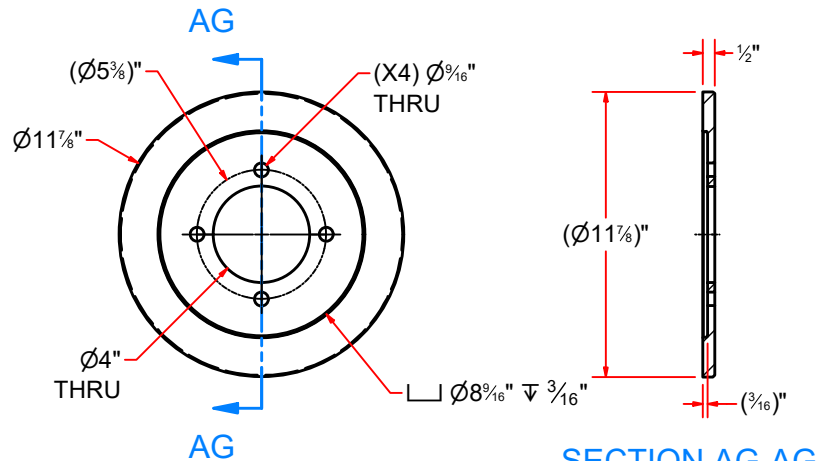
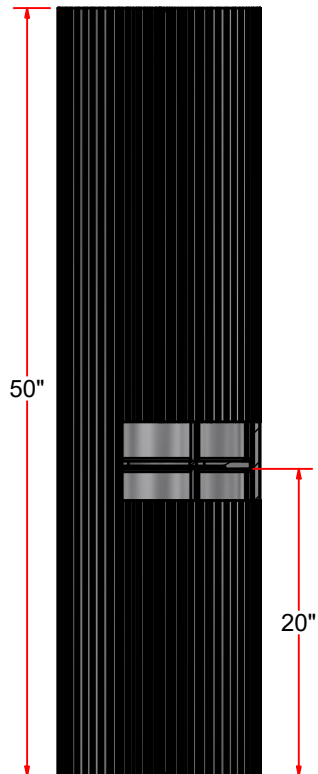
# UPPER AVW CONTOUR BRUSH CORE 51"



TOP VIEW



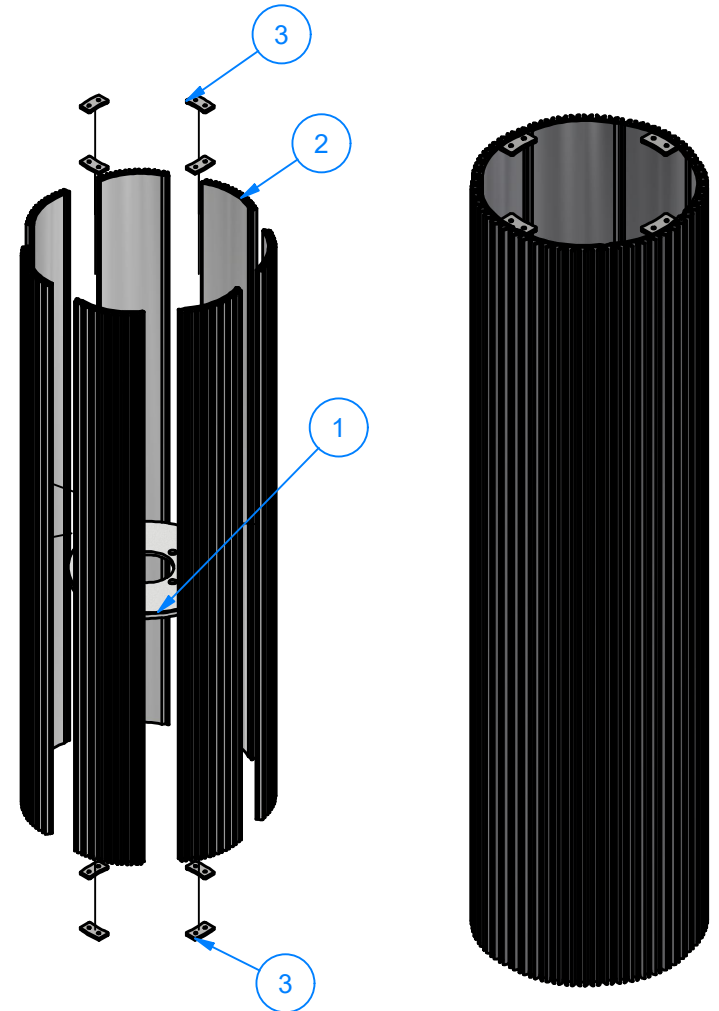
BOTTOM VIEW



SECTION AG-AG

Alu. Plate #1/2" x 11-7/8"OD

Parts List		
ITEM	QTY	DESCRIPTION
1	1	Aluminium Plate #1/2" x D11 7/8"
2	7	Wrap Around Core Bottom - One Sixth
3	8	Threaded Top Plate Bracket



AVW EQUIPMENT CO., INC.  
105 S. 9TH AVENUE  
MAYWOOD, IL 60153  
Tel: 708-343-7738 Fax: 708-343-9065  
WWW.AVWEQUIPMENT.COM

## - COMPANY PROPRIETARY NOTE -

THIS DRAWING AND ITS DESIGNS ARE PROPERTY OF AVW EQUIPMENT CO. & IT IS NOT TO BE USED OR REPRODUCED WITHOUT THE PERMISSION FROM AVW CO.

DRAWN BY

Jibin

CUSTOMER: AVW EQUIPMENT

CHECKED BY

PROJECT: OT2-WACB0405\_Octasquared Wrap Contour Combo

QTY

DESCRIPTION: UPPER AVW CONTOUR BRUSH CORE 51"

RELEASE DATE

12/1/2021

PART NUMBER: CB0405AMC-51-12

REV# 1

DIMENSION ARE IN INCHES & PROVIDED PRIOR TO SURFACE TREATMENTS, UNLESS NOTED.

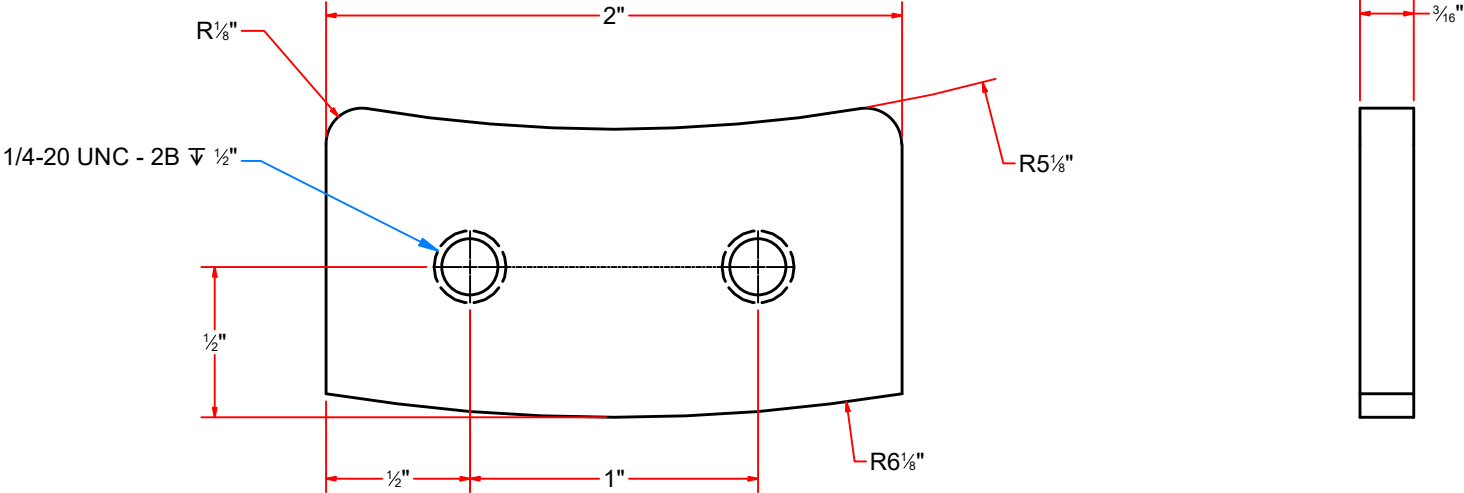
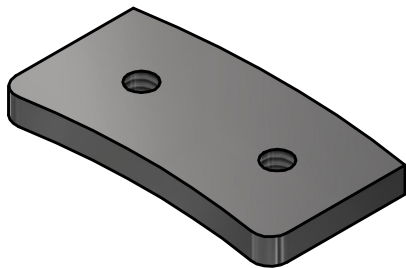
SIZE A

EST WEIGHT:

SHEET 88 of 93

PATH:L:\Libraries\Productivity\Core Assembly\Contours\AVWUpper Contours\Upper Contour Brush Core - 51in [EL].iam

**PLSS250X0200x0110X2H - Threaded Top Plate Bracket**



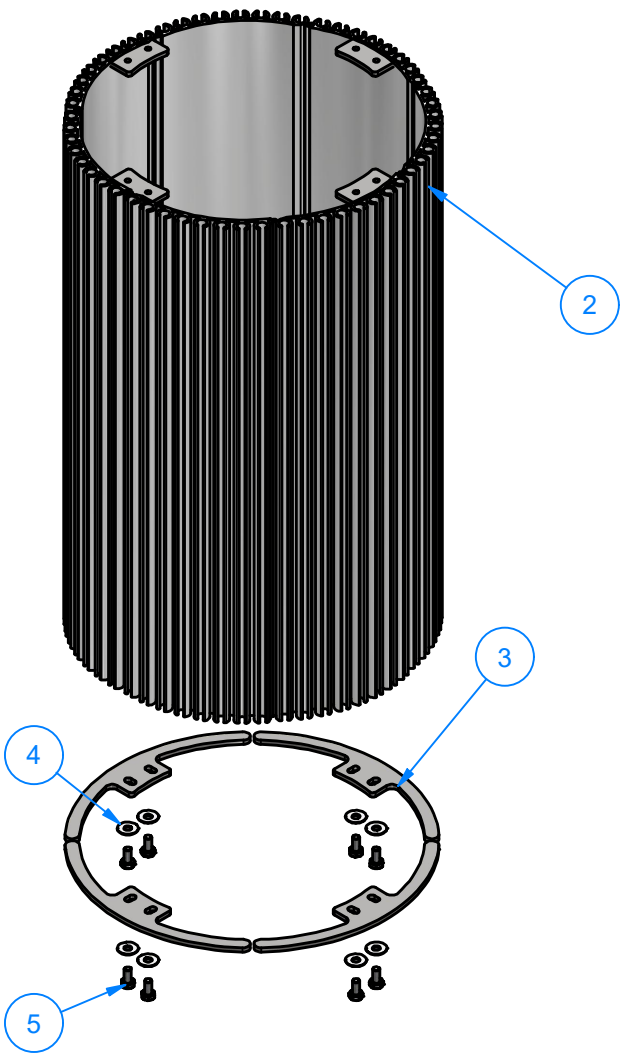
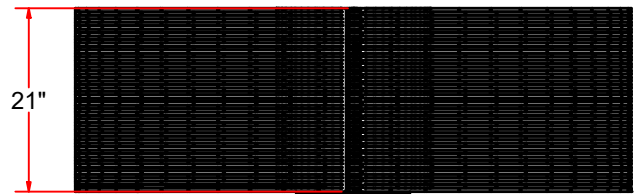
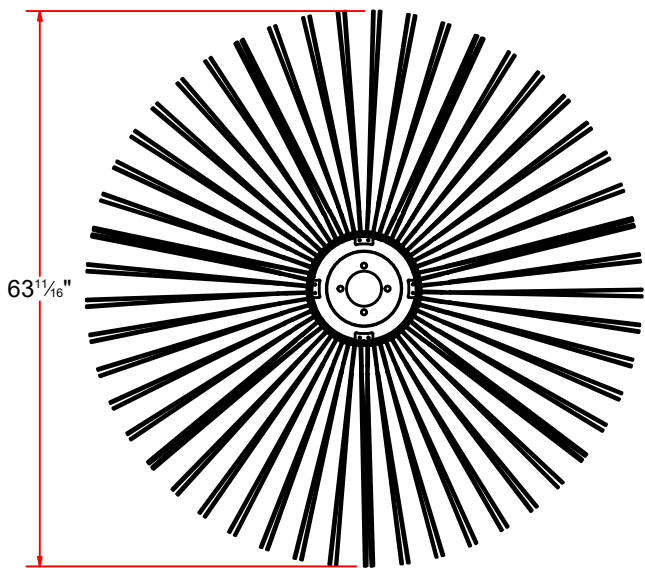
AVW EQUIPMENT CO., INC.  
105 S. 9TH AVENUE  
MAYWOOD, IL 60153  
Tel: 708-343-7738 Fax: 708-343-9065  
WWW.AVWEQUIPMENT.COM

**- COMPANY PROPRIETARY NOTE -**  
THIS DRAWING AND ITS DESIGNS ARE PROPERTY OF AVW EQUIPMENT CO. &  
IT IS NOT TO BE USED OR REPRODUCED WITHOUT THE PERMISSION FROM AVW CO.

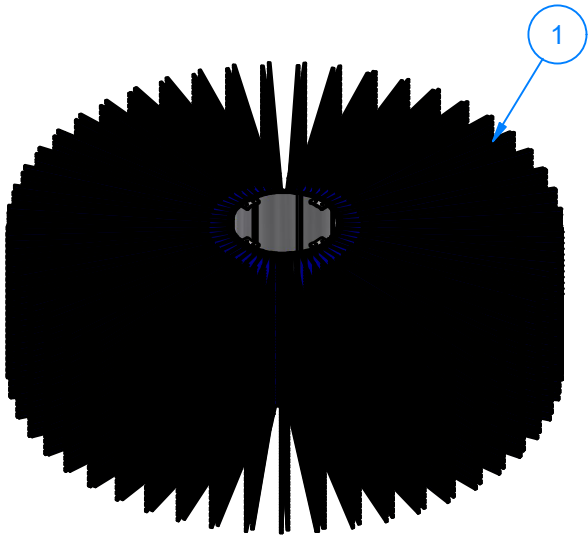
PATH:L:\Libraries\Productivity\Core Assembly\Contours\AVWUpper Contours\Parts\Cover plate.ipt


DRAWN BY	Jibin	CUSTOMER: AVW EQUIPMENT	
CHECKED BY		PROJECT: OT2-WACB0405_Octasquared Wrap Contour Combo	
QTY		DESCRIPTION: Threaded Top Plate Bracket	
RELEASE DATE	12/1/2021	PART NUMBER: PLSS250X0200x0110X2H	REV# 1
DIMENSION ARE IN INCHES & PROVIDED PRIOR TO SURFACE TREATMENTS, UNLESS NOTED.		SIZE A	EST WEIGHT: SHEET 89 of 93

CB0405AM-21-12-S-CL - 21" LOWER BRUSH ASSEMBLY

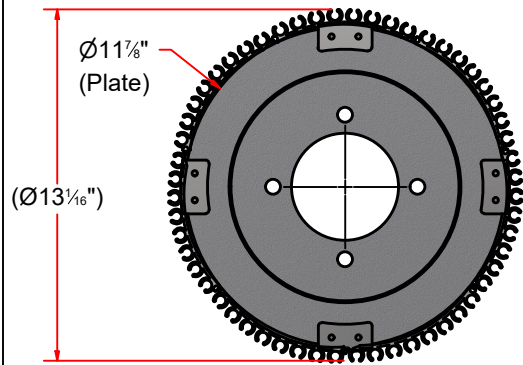


Parts List		
ITEM	QTY	DESCRIPTION
1	56	Cloth 12x23.5x25
2	1	21" LOWER CONTOUR BRUSH CORE
3	4	Cloth Stopper#3/16"X 9"X2 1/2"
4	8	1/4" Flat Washer
5	8	1/4" - 20 x 0.5" UNC Hex Screw

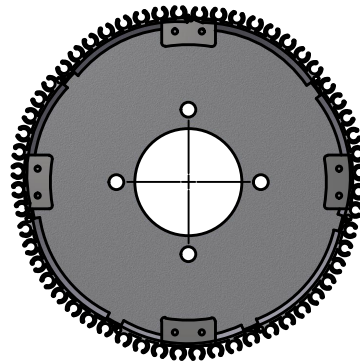


 <div>AVW EQUIPMENT CO., INC. 105 S. 9TH AVENUE MAYWOOD, IL 60153 Tel: 708-343-7738 Fax: 708-343-9065 WWW.AVWEQUIPMENT.COM</div>	DRAWN BY	Jibin	CUSTOMER: AVW EQUIPMENT	
	CHECKED BY		PROJECT: OT2-WACB0405_Octasquared Wrap Contour Combo	
	QTY		DESCRIPTION: 21" LOWER BRUSH ASSEMBLY	
	RELEASE DATE	12/1/2021	PART NUMBER: CB0405AM-21-12-S-CL	REV# 1
<div>- COMPANY PROPRIETARY NOTE - THIS DRAWING AND ITS DESIGNS ARE PROPERTY OF AVW EQUIPMENT CO. &amp; IT IS NOT TO BE USED OR REPRODUCED WITHOUT THE PERMISSION FROM AVW CO.</div>		DIMENSION ARE IN INCHES & PROVIDED PRIOR TO SURFACE TREATMENTS, UNLESS NOTED.		
		SIZE A	EST WEIGHT:	SHEET 90 of 93
PATH:L:\Libraries\Productivity\Brushes\Contour Brush Assembly\AVW\Lower Contour Brush Assembly\CB0405AM-21-12-S-CL.iam				

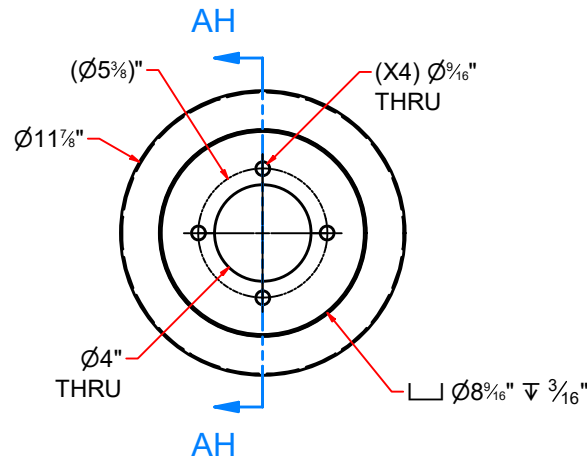


# 21" LOWER CONTOUR BRUSH CORE



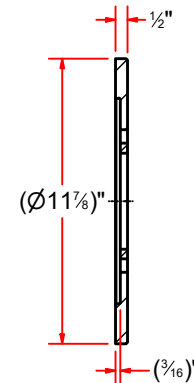
TOP VIEW



BOTTOM VIEW

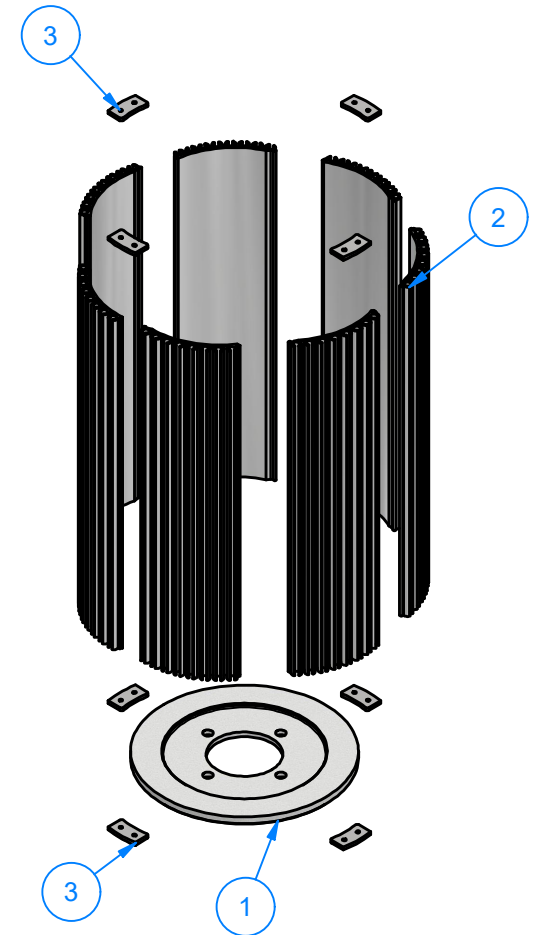


Alu. Plate #1/2" x 11-7/8"OD



SECTION AH-AH

Parts List		
ITEM	QTY	DESCRIPTION
1	1	Aluminium Plate #1/2" x D11 7/8"
2	7	Wrap Around Core Bottom - One Sixth
3	8	Threaded Top Plate Bracket



AVW EQUIPMENT CO., INC.  
105 S. 9TH AVENUE  
MAYWOOD, IL 60153  
Tel: 708-343-7738 Fax: 708-343-9065  
WWW.AVWEQUIPMENT.COM

**- COMPANY PROPRIETARY NOTE -**  
THIS DRAWING AND ITS DESIGNS ARE PROPERTY OF AVW EQUIPMENT CO. & IT IS NOT TO BE USED OR REPRODUCED WITHOUT THE PERMISSION FROM AVW CO.

DRAWN BY

Jibin

CUSTOMER: AVW EQUIPMENT

CHECKED BY

PROJECT: OT2-WACB0405\_Octasquared Wrap Contour Combo

QTY

DESCRIPTION: 21" LOWER CONTOUR BRUSH CORE

RELEASE DATE

12/1/2021

PART NUMBER: CB0405AMC-21-12

REV# 1

DIMENSION ARE IN INCHES & PROVIDED PRIOR TO SURFACE TREATMENTS, UNLESS NOTED.

SIZE A

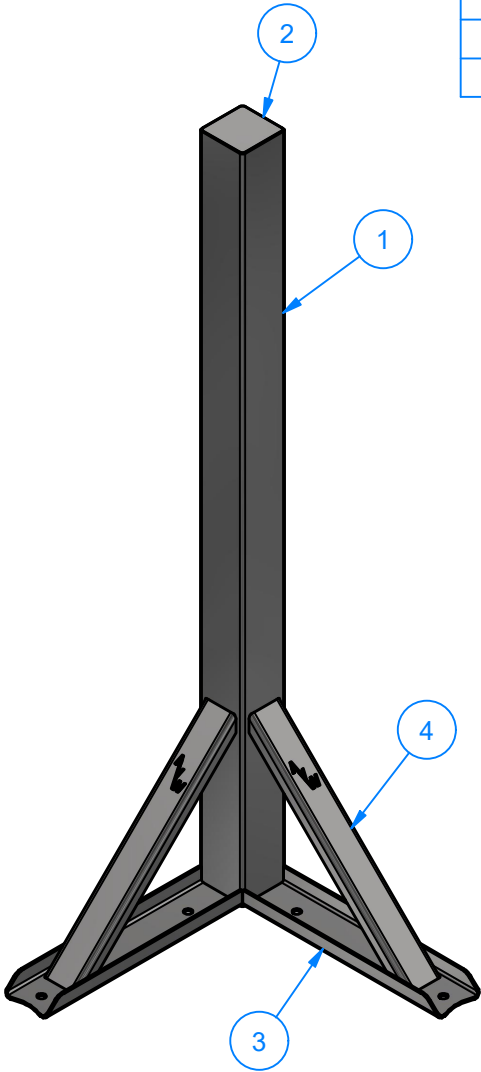
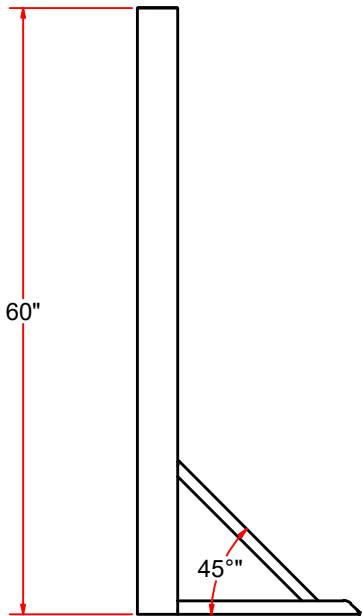
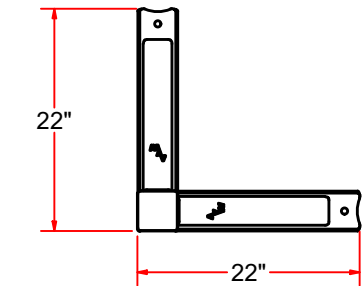
EST WEIGHT:

SHEET 91 of 93

PATH: L:\Libraries\Productivity\Core Assembly\Contours\AVW\Lower Contour\CB0405AMC-21-12.iam

CB0405AA - 60" LEG ASSEMBLY

Parts List		
ITEM	QTY	DESCRIPTION
1	1	Sq.Tubing [7 Ga.] 4" x 60" LG
2	1	SS Sheet Metal #18Ga x 3 7/8"
3	2	SS PLATE #3/16" x 6" x 18" LG.
4	2	SS PLATE #3/16" x 4 1/2" x 21" LG.



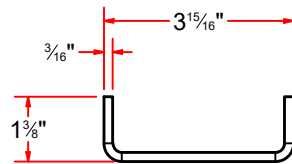
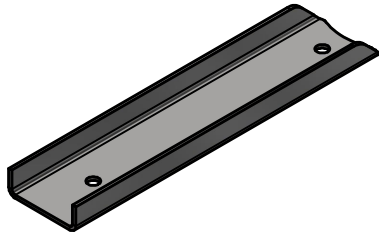
AVW EQUIPMENT CO., INC.  
105 S. 9TH AVENUE  
MAYWOOD, IL 60153  
Tel: 708-343-7738 Fax: 708-343-9065  
WWW.AVWEQUIPMENT.COM

- COMPANY PROPRIETARY NOTE -  
THIS DRAWING AND ITS DESIGNS ARE PROPERTY OF AVW EQUIPMENT CO. &  
IT IS NOT TO BE USED OR REPRODUCED WITHOUT THE PERMISSION FROM AVW CO.

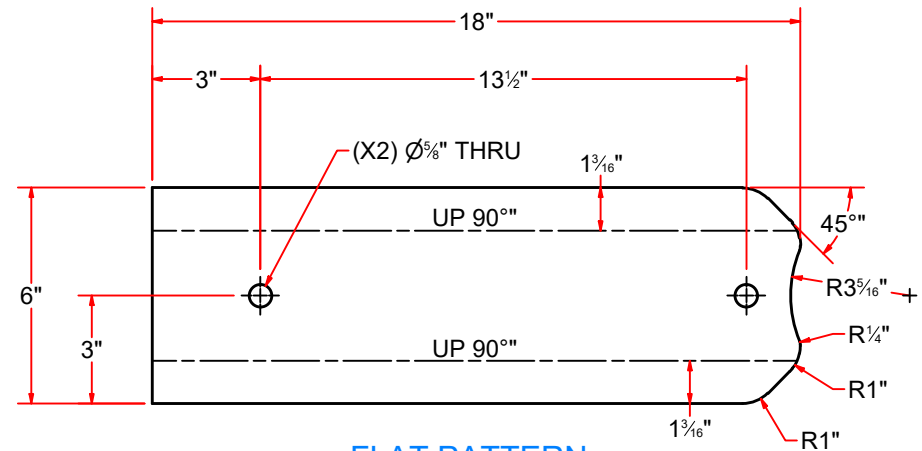
DRAWN BY	Jibin	CUSTOMER: AVW EQUIPMENT	
CHECKED BY		PROJECT: OT2-WACB0405_Octasquared Wrap Contour Combo	
QTY		DESCRIPTION: 60" LEG ASSEMBLY	
RELEASE DATE	12/1/2021	PART NUMBER: CB0405AA	REV# 1
DIMENSION ARE IN INCHES & PROVIDED PRIOR TO SURFACE TREATMENTS, UNLESS NOTED.		SIZE A	EST WEIGHT: SHEET 92 of 93



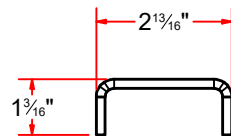
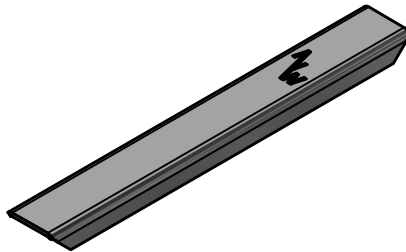
# CB0405AA - LEG ASSEMBLY - Parts



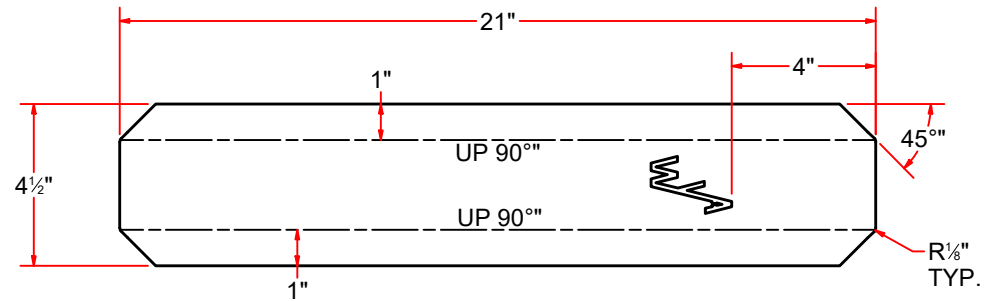
FORMED



FLAT PATTERN



FORMED



FLAT PATTERN



AVW EQUIPMENT CO., INC.  
105 S. 9TH AVENUE  
MAYWOOD, IL 60153  
Tel: 708-343-7738 Fax: 708-343-9065  
WWW.AVWEQUIPMENT.COM

## - COMPANY PROPRIETARY NOTE -

THIS DRAWING AND ITS DESIGNS ARE PROPERTY OF AVW EQUIPMENT CO. & IT IS NOT TO BE USED OR REPRODUCED WITHOUT THE PERMISSION FROM AVW CO.

DRAWN BY

Jibin

CUSTOMER: AVW EQUIPMENT

CHECKED BY

PROJECT: OT2-WACB0405\_Octasquared Wrap Contour Combo

QTY

DESCRIPTION: SS PLATE #3/16" x 6" x 18" LG.

RELEASE DATE

12/1/2021

PART NUMBER: CB0405AAA

REV# 1

DIMENSION ARE IN INCHES & PROVIDED PRIOR TO SURFACE TREATMENTS, UNLESS NOTED.

SIZE  
A

EST WEIGHT:

SHEET 93 of 93

PATH:L:\Libraries\Productivity\Legs\Free Standing Contour Legs\AVW\Parts\CB0405AAA.ipt