

TIRE WASHER w/SINGLE TOP BRUSH, Model TBTR1

The AVW Stainless Steel **Tire Washer** w/**Top BRUSH** is low profile. Air Retract option is available.

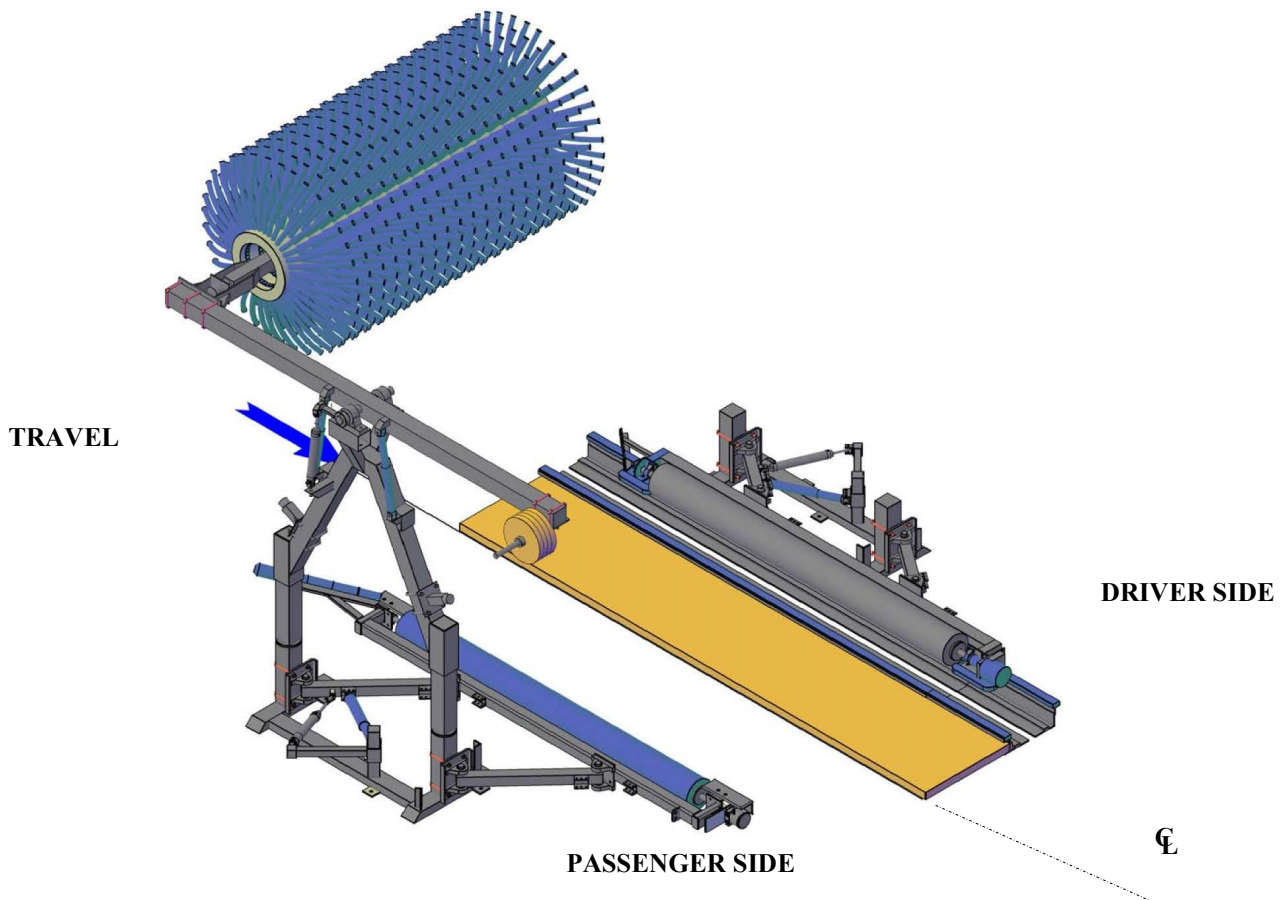
- Heavy Duty Stainless Steel
- Nickel Plated Bearings
- Low Profile
- 94'' LG -Brush
- Hydraulic Drive
- Adjustable Height
- UHMW Covered Tire Contact Points
- Straight Brush (8'') scrubs Tires.

Stepped Tire Washer to Clean Outer Rims as well as Tires.

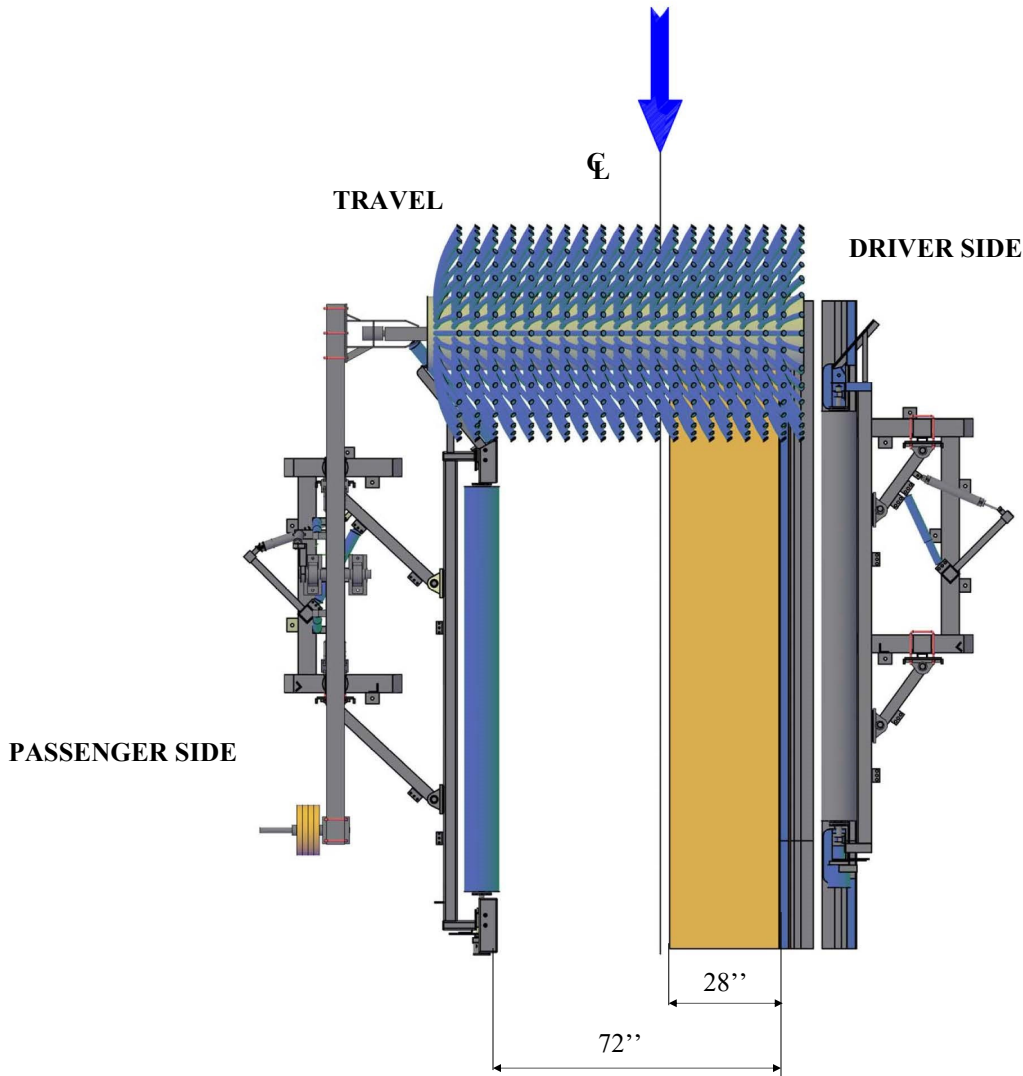
The AVW Stainless Steel **Stepped Tire Washer** to clean outer rims .
as well as Tires.

The AVW Stainless Steel **Top Brush** is designed to clean hoods, windshields and roofs of vehicles. It is floor mounted on either driver side for easy installation.

Pneumatic controls
Side floor mounting
Foam material



TIRE WASHER w/SINGLE TOP BRUSH, Model TBTR1



Driver Side Brush: When Brush is fully collapsed the hydraulic motor should be even with the outside conveyor guide rail to contain the car in the conveyor.

Passenger Side Brush: When Brush is fully collapsed the hydraulic motor should be no less than 72'' from the inside conveyor guide rail to allow for vans.

RPM: 60-80 RPM

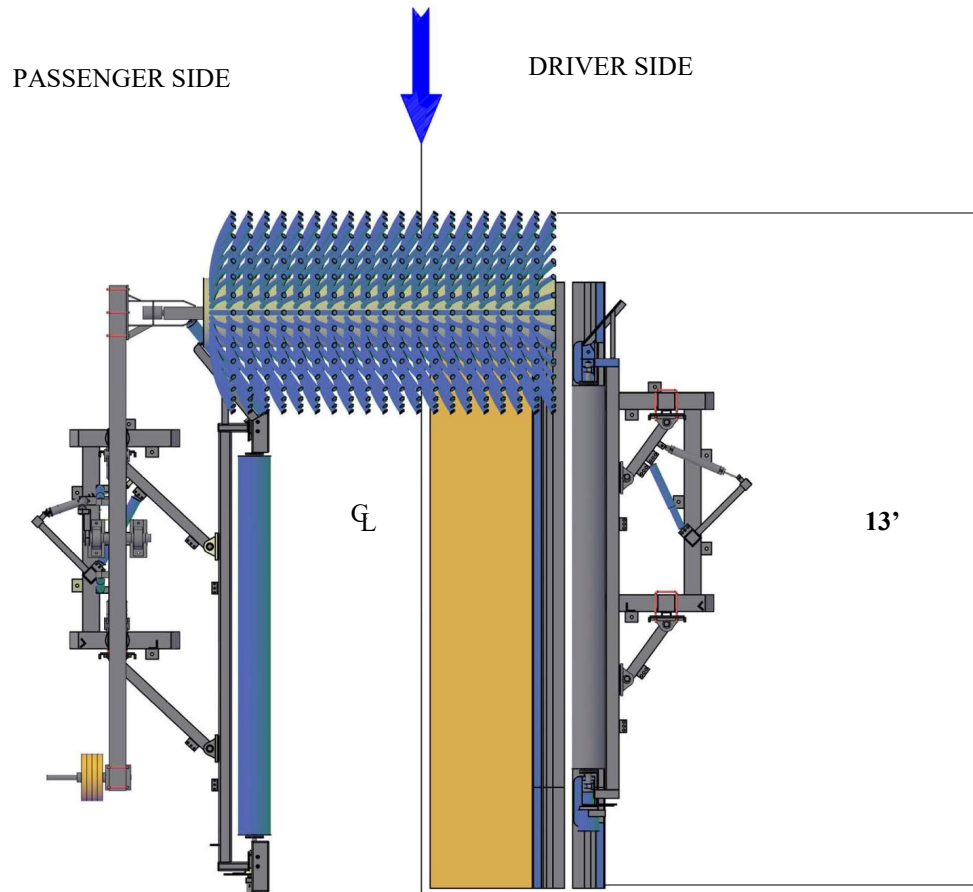
Maintenance: Grease bearings (total of 20) weekly.

Height Adjustment: To adjust the height, loose the bolts on bearings at base mount and adjust left or right for up & down movement of brush. When desired height is found, tighten all the bolts.



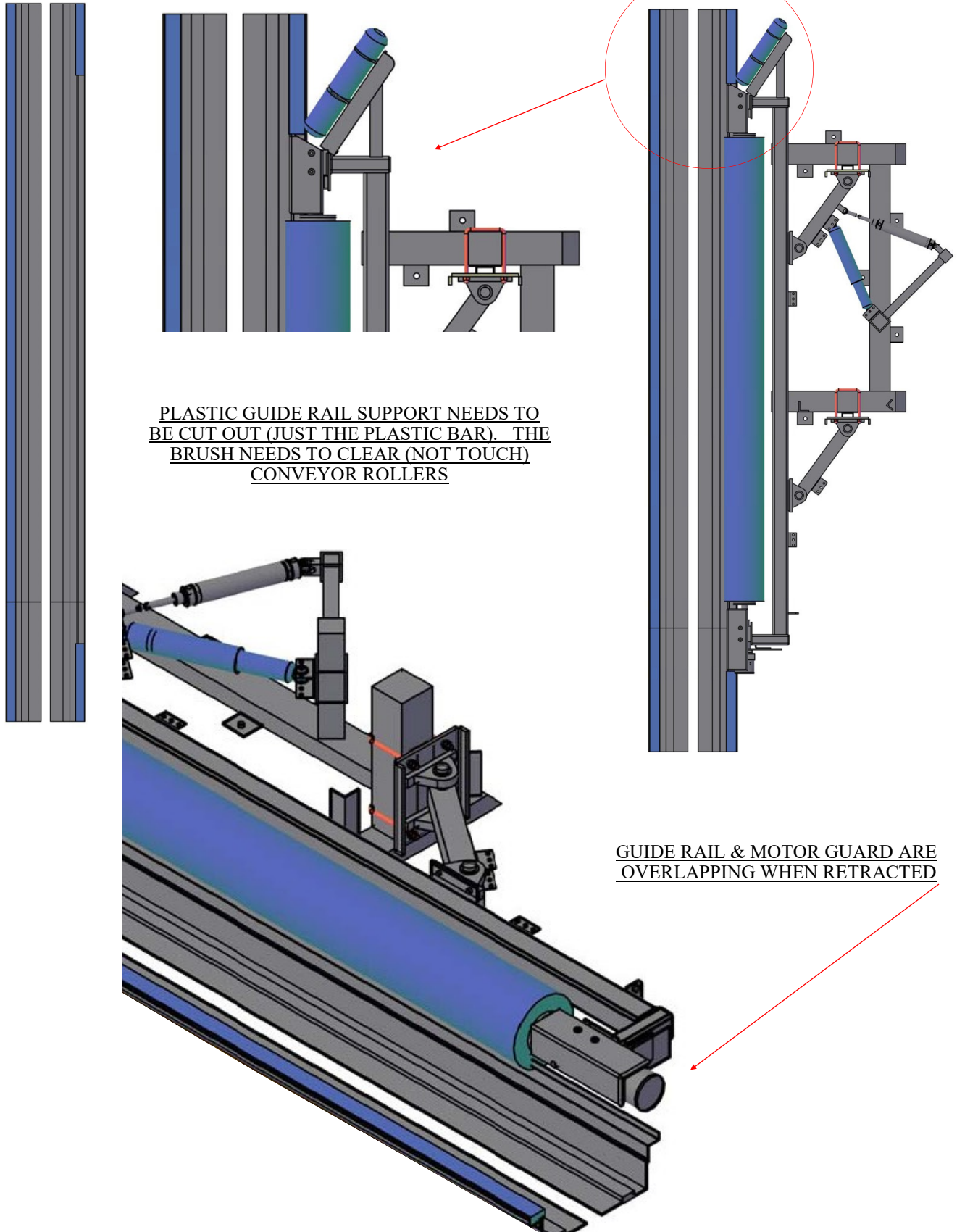
TIRE WASHER w/SINGLE TOP BRUSH, Model TBTR1

SPACE REQUIREMENT

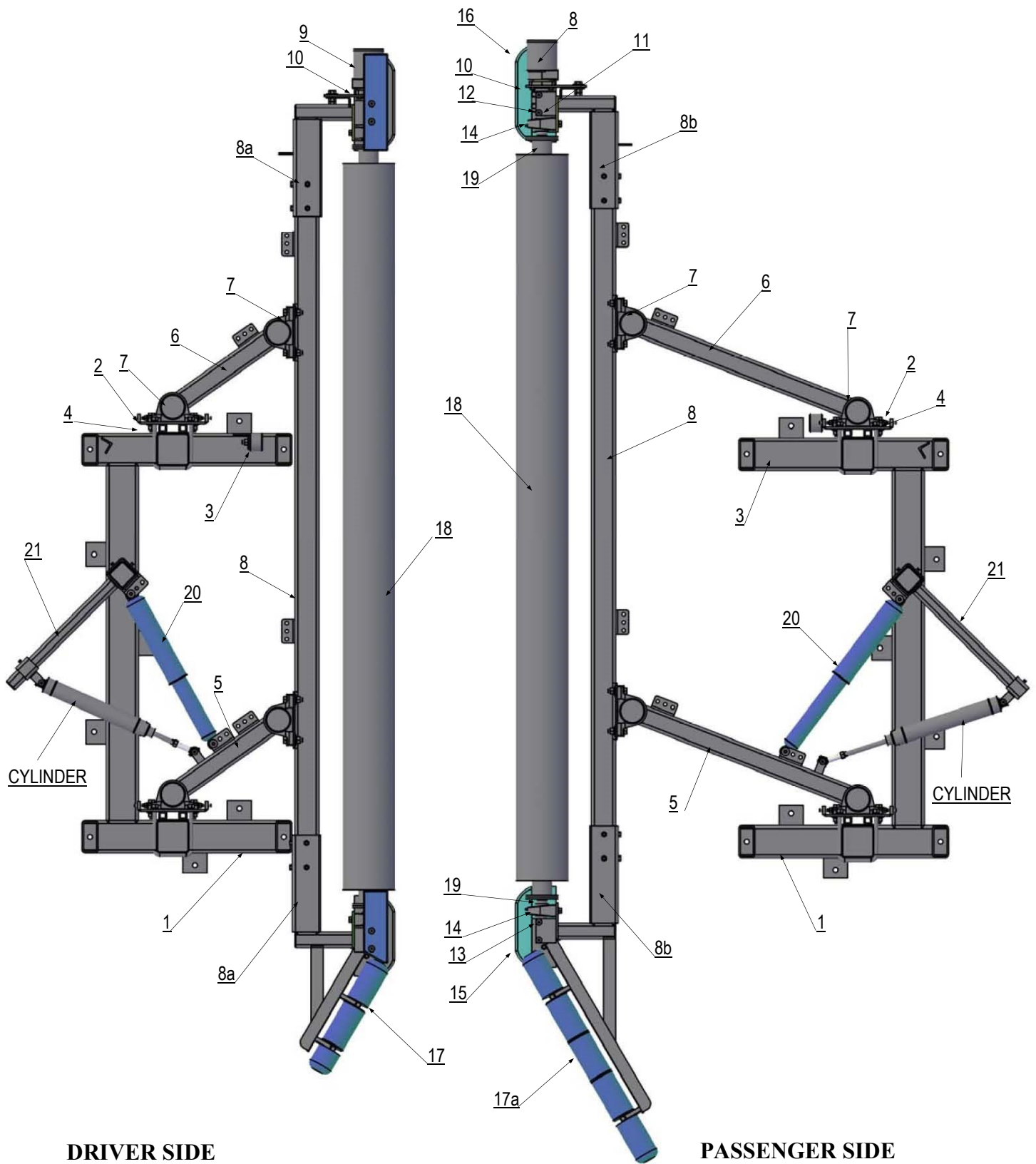


TIRE WASHER POSITION

TIRE BRUSH - POSITION OF DRIVER SIDE



TIRE WASHER w/SINGLE TOP BRUSH, Model TBTR1



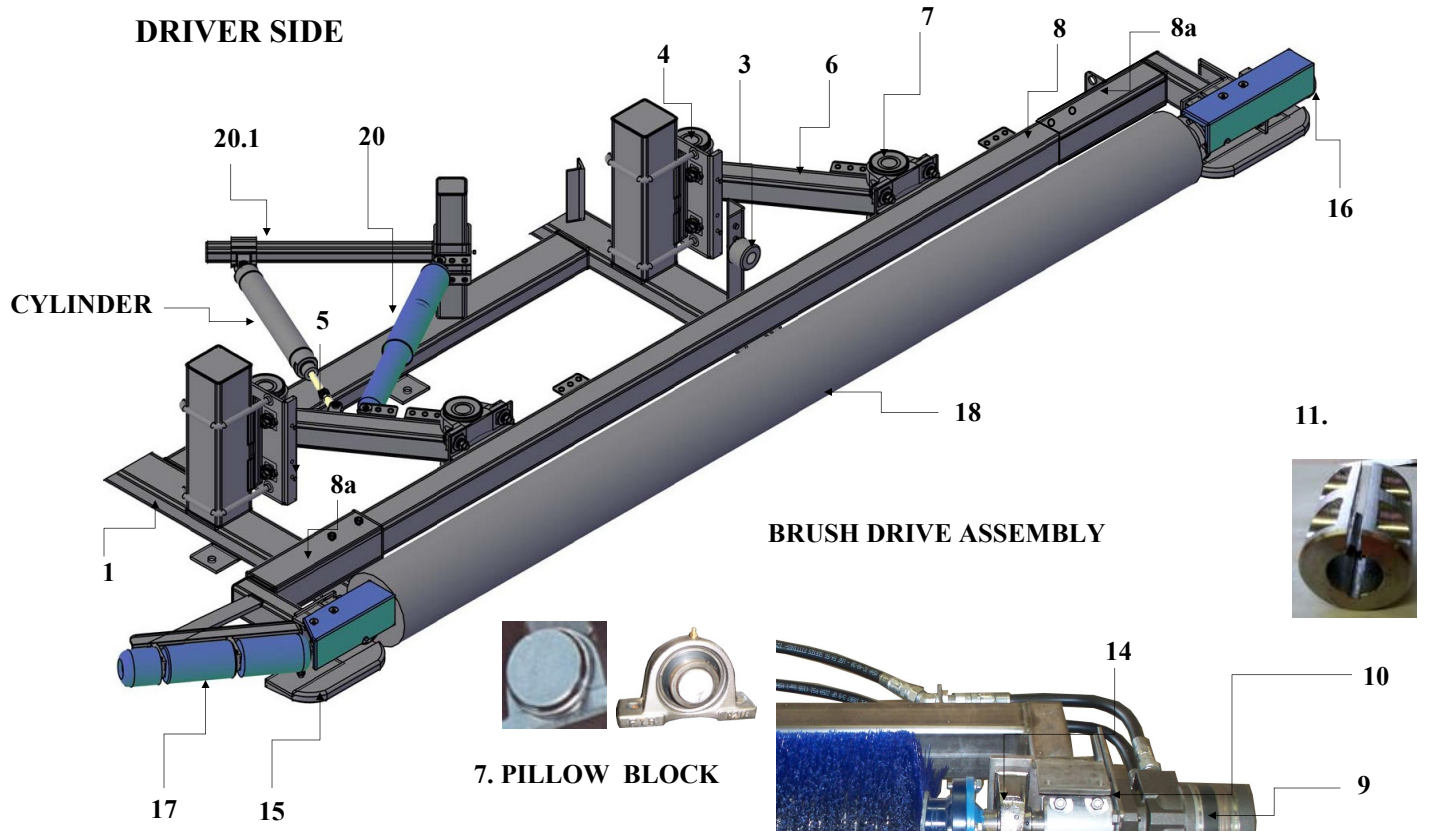
DRIVER SIDE

PASSENGER SIDE




TIRE WASHER w/SINGLE TOP BRUSH, Model TBTR1

DRIVER SIDE



BRUSH DRIVE ASSEMBLY



7. PILLOW BLOCK

8a. ADJUSTABLE PUSH BAR

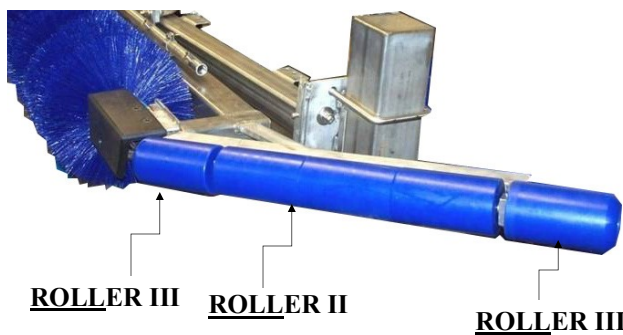
10. TORQUE PLATE

15. DRIVER SIDE:
-EXIT COVER -REAR
-ENTRANCE COVER- FRONT

16. PASSENGER SIDE:
-EXIT COVER -REAR
-ENTRANCE COVER- FRONT

17. ROLLER GUIDE SET—DRIVER SIDE

17. ROLLER GUIDE SET -PASSENGER SIDE



ROLLER I

ROLLER III



TIRE WASHER w/SINGLE TOP BRUSH, Model TBTR1

SHOCK ABSORBER ASSEMBLY



20. SHOCK ABSORBER


PIN



COLLAR



21. TIRE WASHER RETRACT KIT




REAR MOUNT for AIR CYLINDER

AIR CYLINDER



COTTER PIN



PIN



JAM NUT

20.1 MOUNTING ARM



PIN



COTTER PIN



23. HYDRAULIC INSTALLATION


FITTING – bulkhead 45°



FITTING – straight bulkhead



HYDRAULIC HOSE 1 ASSEMBLY



HYDRAULIC HOSE 2 ASSEMBLY



TIRE WASHER w/SINGLE TOP BRUSH, Model TBTR1

ITEM	Description	DRIVER SIDE		PASSENGER SIDE	
		PART NO.	Qty	PART NO.	Qty
-	TIRE BRUSH SIDE	TB2A	1	TB2B	1
-	FRAME ASSEMBLY	TB2AA	1	TB2BA	1
1	FRAME	TB2AAA	1	TB2BAA	1
2	HEX HEAD CAP SCREW 3/8''-16x2''lg Fully threaded (for pillow block adjustment)	HHCS3816200F	8	HHCS3816200F	8
3	RUBBER STOP	WA1DBB	1	WA1DBB	1
-	Screw Fastener Set for Rubber Stop:	-	1	-	1
-	Hex Head Cap Screw 3/8''-16x2''lg	HHCS3816200F	1	HHCS3816200F	1
-	Flat Washer 3/8''I.D.x7/8''O.D	FW38087	1	FW38087	1
-	Hex Nut 3/8''-16	HN3816	1	HN3816	1
4	PILLOW BLOCK MOUNTING PLATE	TB2AAC	2	TB2AAC	2
-	Mounting plate	TB2AACA	2	TB2AACA	2
-	Square U-Bolt Fastener Set 1/2''	RB2ABB	4	RB2ABB	4
-	Square U-Bolt 1/2''x17''lg	RB2ABB1	4	RB2ABB1	4
-	Split Lock Washer 1/2''	SLW1/2	8	SLW1/2	8
-	Hex Nut 1/2''-13	HN1213	8	HN1213	8
5	FRONT ARM	TB2ABX18	1	TB2BBX32	1
6	REAR ARM	TB2ACX18	1	TB2BCX32	1
7	PILLOW BLOCK 1-1/4'' (Capped)	TB1WB	4	TB1WB	4
-	Cap	TB1WC	4	TB1WC	4
-	Pillow Block (Non Capped)	RB1WB	4	RB1WB	4
-	Screw Fastener Set for Rubber Stop:	-	16	-	16
-	Hex Head Cap Screw 1/2''-13x2-1/4''lg	HHCS1213225	16	HHCS1213225	16
-	Flat Washer 1/2''I.D.x1-1/4''O.D	FW12125	32	FW12125	32
-	Hex Nut 1/2''-16	HN1213	16	HN1213	16
8	BRUSH -RACK SUPPORT FRAME ASSEMBLY:	TB2AD-4B-0810	1	TB2BD-4B-0810	1
	BRUSH SUPPORT FRAME- (RACK)	TB2ADA-4B-0810	1	TB2BDA-4B-0810	1
-	- Frame	TB2ADAA-4B-0810	1	TB2BDAA-4B-0810	1
8a	- ADJUSTABLE PUSH BAR	TB2ADABA-4B-0810	1	TB2BDABA-4B-0810	1
-	BRUSH DRIVE ASSEMBLY (4-Bolt spindle Design)	TB2ADB-4B	1	TB2ADB-4B	1
9	HYDRAULIC MOTOR , Displacement 5.0(cu.in/rev.)	TB1ADB1	1	TB1ADB1	1
-	Straight Fitting 1/2'' NPTMx1/2''JIC	SAE070102-8-8	2	SAE070102-8-8	2
10	TORQUE PLATE	TB2ADB1-4B	1	TB2ADB1-4B	1
-	Screw Fastener Set: 3/8''-16x3/4''lg (for Torque plate)	-	2	-	2



TIRE WASHER w/SINGLE TOP BRUSH, Model TBTR1

ITEM	Description	DRIVER SIDE		PASSENGER SIDE	
		PART NO.	Qty	PART NO.	Qty
11	ALUMINIUM COUPLING 1" x 1-1/4"	TB1ADBC	1	TB1ADBC	1
12	DRIVE SHAFT Ø 1-1/4"x6"Lg (4-Bolt Design):	TB2ADBA-4B	1	TB2ADBA-4B	1
-	SOCKET HEAD CAP SCREW (w/flat head)3/8-16x1"lg	SHCS3816100F	4	SHCS3816100F	1
13	IDLE Ø1-1/4"(4-bolt design)	TB1AD1-4B	1	TB1AD1-4B	1
-	SOCKET HEAD CAP SCREW (w/flat head)3/8-16x1"lg	SHCS3816100F	4	SHCS3816100F	4
14	TAPPED BASE BEARING 1-14"	TB1ADDA	2	TB1ADDA	2
-	Screw Fastener Set for Bearing:	-	4	-	4
-	Hex Head Cap Screw 7/16"-14x3/4"lg	HHCS71614075	4	HHCS71614075	4
-	Split lock washer 7/16"	SLW7/16	4	SLW7/16	4
15	ENTRANCE COVER (FRONT)	TB2AD2-0809	1	TB2BD2-0809	1
16	EXIT COVER (REAR)	TB2AD3-0809	1	TB2BD3-0809	1
-	CARRIAGE BOLT 3/8"-16x1-1/4"lg	CBS3816125	4	CBS3816125	4
-	HEX NUT3/8"	HN3816	4	HN3816	4
17	ROLLER GUIDE SET (PUSH BAR)	TB1ADC	1	TB1BDC	1
-	Roller I (Dia. 3"x3"lg)	TB1ADC1-0209	1	-	-
-	Roller II (Dia. 3"x5-5/8"lg)	TB1ADC2-0209	1	TB1ADC2-0209	3
-	Roller III (Dia. 3"x5-5/8"lg)	TB1ADC3-0209	1	TB1ADC3-0209	2
-	Collars 3/4"O.D. x 1-1/4"O.D. x 7/8W	VD3L-34x125	2	VD3L-34x125	2
-	Shaft (Dia. 3/4"x14-1/2"lg)	TB1ADC4-0209	1	TB1BDC4-0209	1
-	BRUSH SET	TB1ADE-4B-94	1	TB1ADE-4B-94	1
18	BRUSH Ø8"x94"lg	TB1ADEA-4B-94	1	TB1ADEA-4B-94	1
18a	STEPPED BRUSH –For Stepped Tire Brush (Option)	TB1ADEA-4B-94-1655	1	TB1ADEA-4B-94-1655	1
19	4-BOLT SPINDLE	TB1ADEB-4B	2	TB1ADEB-4B	2
-	SHOCK ABSORBER ASSEMBLY:	TB1AE	1	TB1AE	1
20	SHOCK ABSORBER	WA1FAA	1	WA1FAA	1
-	SHOCK ABSORBER'S MOUNTING BRACKET	TB2AG-1104	1	TB2AG-1104	1
-	UHMW BUSHING 3/8" I.D.	WA1FA1	2	WA1FA1	2
-	PIN Ø3/8"x3"lg	TB1AEA	2	TB1AEA	2
-	COLLAR 3/8"	WA1FC	2	WA1FC	2
20.1	MOUNTING ARM	TB2AGA-1104		TB2AGA-1104	

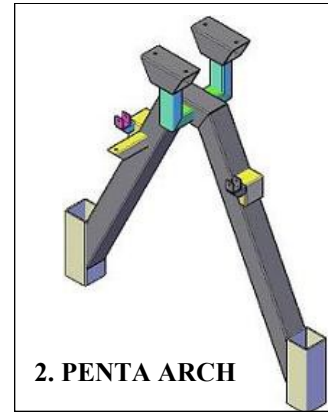
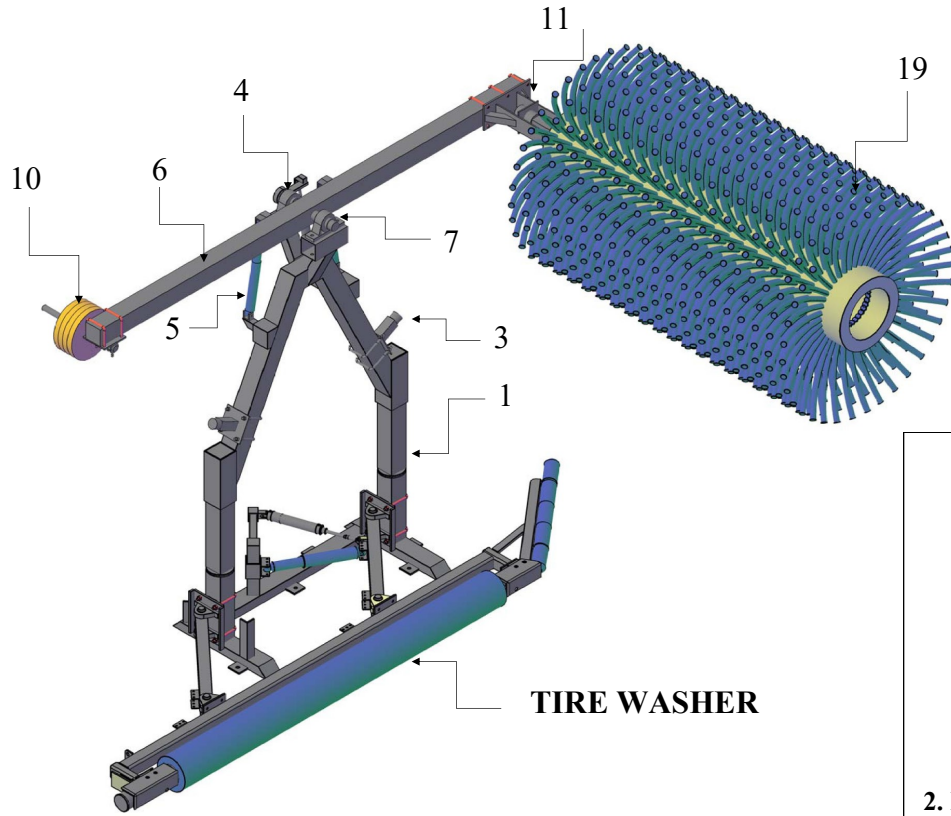


TIRE WASHER w/SINGLE TOP BRUSH, Model TBTR1

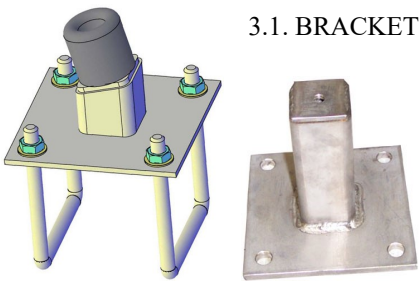
ITEM	Description	DRIVER SIDE		PASSENGER SIDE	
		PART NO.	Qty	PART N O.	Qty
21	TIRE WASHER RETRACT KIT (Optional) - REAR MOUNT for Air Cylinder - AIR CYLINDER (2" Bore, 8" Stroke) - BALL JOINT ROD END 1/2"-20, female) - PIN 1/2"x2"lg (front and rear) - COTTER PIN - JAM NUTS	TB2AF	1set	TB2AF	1set
		TB2AGB-1104	1	TB2AGB-1104	1
		AC2X8-R	1	AC2X8-R	1
		BJ1/2-20	1	BJ1/2-20	1
		WA1GC	2	WA1GC	2
		CP1/2	2	CP1/2	2
		-	1	-	1
22	RETRACT AIR CONTROL PANEL (Optional) - FRL COMBINATION (Filter, Regulator Lubricator 1/4) - 4-WAY DIRECTIONAL VALVE 1/4"	WA1P			1
		FRL1/4			1
		4WDV1/4			1
23	HYDRAULIC INSTALLATION: - HYDRAULIC HOSE 1 ASSEMBLY: Hydraulic Hose 3/8" I.D. x 14" lg., thermoplastic Crimp Fitting SAE 37° JIC swivel (female) - HYDRAULIC HOSE 2 ASSEMBLY: Hydraulic Hose 3/8" I.D. x 40" lg., thermoplastic Crimp Fitting SAE 37° JIC swivel (female) - FITTING – Bulkhead 45° elbow 1/2" JIC x 1/2" JIC, brass - FITTING – Straight Bulkhead 1/2" JIC x 1/2" JIC, brass	TB1L	1	TB1L	1
		TB1LA	2	TB1LA	2
		SAE100R7-06x14	2	SAE100R7-06x14	2
		FC5810-0806	4	FC5810-0806	4
		TB1LB	2	TB1LB	2
		SAE100R7-06x40	2	SAE100R7-06x40	2
		FC5810-0806	4	FC5810-0806	4
		SAE070801-8-8	2	SAE070801-8-8	2
		SAE070601-8-8	2	SAE070601-8-8	2



TIRE WASHER w/SINGLE TOP BRUSH, Model TBTR1



3. BUMPER ASSEMBLY



For: BUMPER ASSEMBLY,
COUNTERWEIGHT and
TOP BRUSH ASSEMBLY

3.2 RUBBER STOP

4. FRONT BRACKET for Air Cylinder



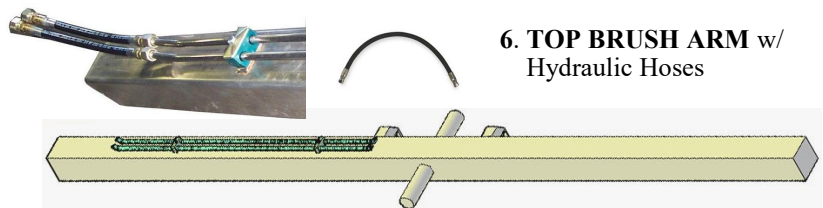
**21. RETRACT KIT w/
22. AIR CYLINDER**
Ball Joint and
Pins




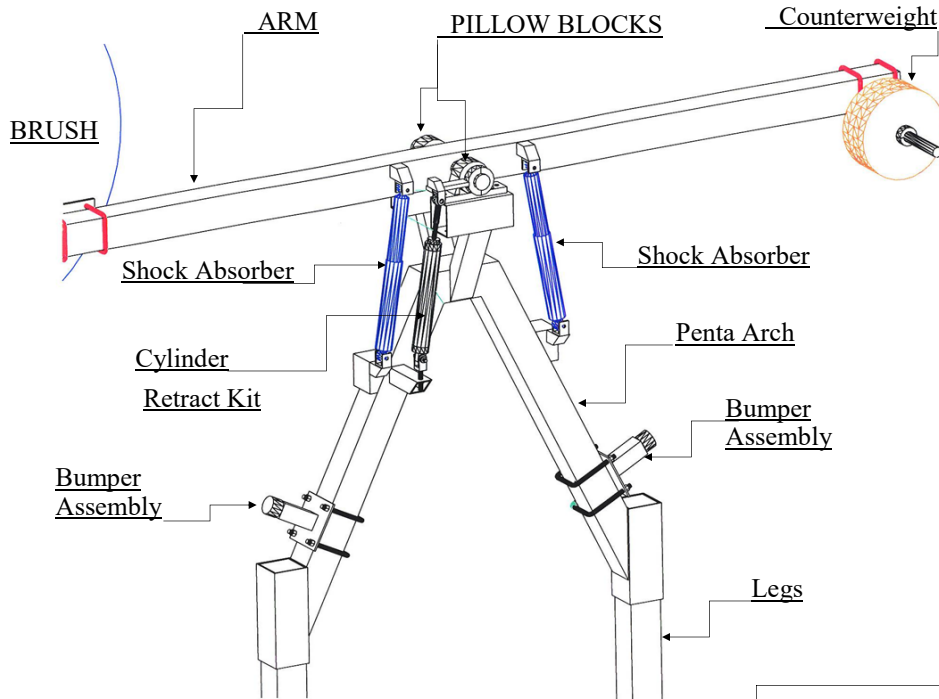
5. SHOCK ABSORBER ASSEMBLY w/ Shock Absorbers, Pins, Collars



6. TOP BRUSH ARM w/ Hydraulic Hoses

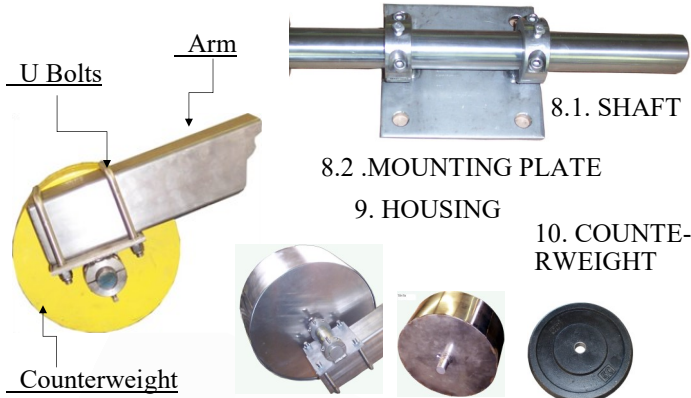


TIRE WASHER w/SINGLE TOP BRUSH, Model TBTR1

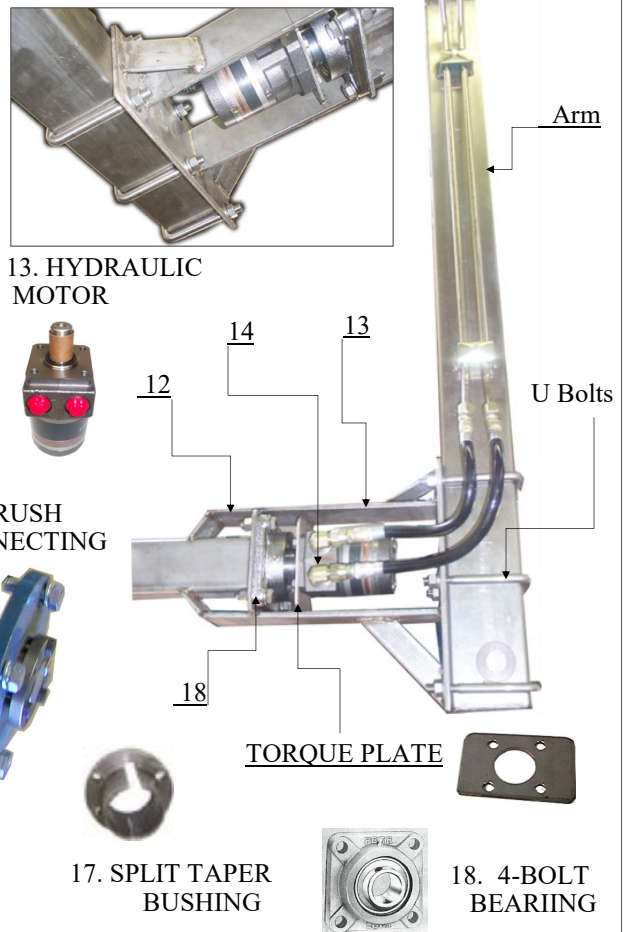


7. PILLOW BLOCKS 2" w/ SCREW FASTENER SETS:
 -Hex Head Cap Screws 1/2"
 -Flat Washers 1/2"
 -Split Lock Washers 1/2"
 -Hex Nuts 1/2"

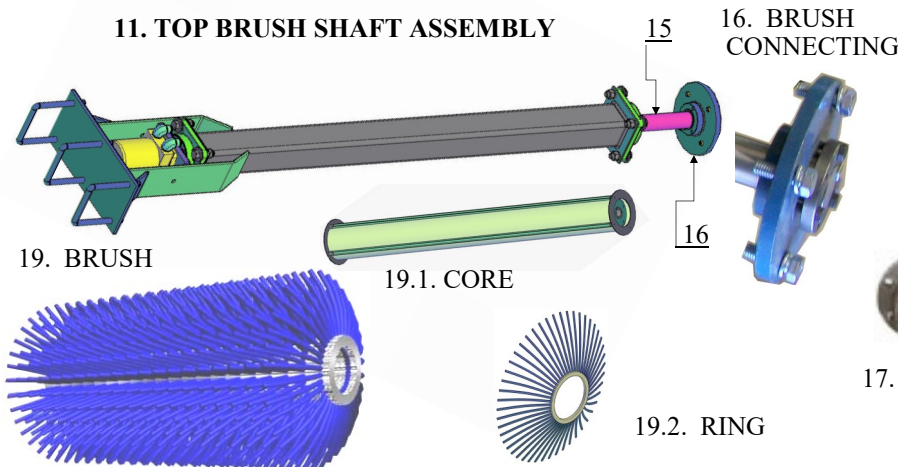
8. MOUNTING BRACKET for COUNTERWEIGHT



12. MOTOR MOUNT



11. TOP BRUSH SHAFT ASSEMBLY



TIRE WASHER w/SINGLE TOP BRUSH, Model TBTR1

ITEM	Description	PART No.	QTY.
1	LEG	TBTR20304	2
2	PENTA ARCH Square head screw ½” – 13 x 1½” LG. (for sleeves)	TR1DB0304 SQHS1213150	1 16
3	BUMPER ASSEMBLY:	TR1DB0304	4
3.1	BRACKET w/ SQ.U-BOLTS 1/2” w/ Split Lock Washers 1/2” Hex Nuts 1/2”	SQ-UB050x1500 SLW1/2 HN1213	4 4 16 16
3.2	RUBBER STOP	WA1DBB	4
3.3	UHMW SPACER	WA1DBB-S	4
4	FRONT BRACKET for AIR CYLINDER (to be mounted to Top Brush Arm)	TR1ACF0304	2
5	SHOCK ABSORBER ASSEMBLY:	WA1FA	4
5.1	SHOCK ABSORBER Model MN32238	WA1FAA	4
5.2	UHMW bushing 3/8” I.D.	WA1FA1	8
5.3	PIN Ø 3/8” x 3” LG.	TB1AEA	8
5.4	COLLAR 3/8” x 3” LG	WA1FC	8
5.5	FRONT MOUNT for SHOCK ABSORBER	TR1SAF0304	4
6	TOP BRUSH ARM w/ -HYDRAULIC HOSE ASSEMBLY	TR1C0304	1
6.1	- HOSE 3/8”x11”Lg - HOSE 3/8”x13”Lg w/MALE/FEMALE CRIMP FITTINGS		2 1 1 4
7	PILLOW BLOCKS 2” for Top Brush Arm w/Screw Fastener Set: Hex Head Cap Screw ½” – 13 x 2¼” LG. Flat Washer ½” I.D. x 1 ¼” O.D. Split Lock Washer ½” Hex Nut ½” – 13	WA1WB - HHCS1213225 FW12125 SLW1/2 HN1213	2 4 16 8 8
8	MOUNTING BRACKET for COUNTERWEIGHT:	TR1D-1-1/2	2
8.1	SHAFT for counterweight 11/2 ”	TR1D1-1-1/2	2
8.2	MOUNTING PLATE	TR1DA	2
8.3	SQ. U-BOLT Fastener Set ½ ” -Split Lock Washers 1/2” -Hex Nuts 1/2”	SQ-UB050x1500 SLW1/2 HN1213	2 8 8
9	HOUSING for COUNTERWEIGHT	TR1FH	2
10	COUNTERWEIGHT	TR1F0304	8



TIRE WASHER w/SINGLE TOP BRUSH, Model TBTR1

ITEM	Description	PART No.	QTY.
11	TOP BRUSH SHAFT ASSEMBLY:	TR1G	2
12	MOTOR MOUNT	TR1GA	2
	Motor Retaining Screw:	-	4
	Hex Head Cap Screw 3/8" – 16 x 3/4" LG.	HHCS3816075	4
	Nylon Lock Nut 3/8" – 16	NLN3816	4
13	HYDRAULIC MOTOR , displacement 5.0 [cu.in./rev.]	TB1ADB	2
14	Fitting 90° Elbow 1/2" NPTM x 1/2" JIC	-	4
	TORQUE PLATE	WA1K1	2
	Hex Head Cap Screw 3/8" – 16 x 3/4" LG. (motor's fastener)	HHCS3816075	8
15	BRUSH SHAFT 1 1/2" x 60" LG.	TR1GB	2
16	BRUSH CONNECTING DISK (w/welded weld-on hub)	TR1GC	2
17	SPLIT TAPER BUSHING 1 1/2"	P1-1 1/2	2
	(set w/two socket set screws 1/4" -20x 1/2" lg., carbon steel)	-	
18	4-BOLT BEARING 1 1/2" UCF208-24E	WA1KCB	4
	Screw Fastener Set (for bearing):	-	16
	Hex Head Cap Screw 1/2" – 13 x 1 3/4" LG.	HHCS1213175	16
	Flat Washer 1/2" I.D. x 1" O.D.	FW12100	16
	Split Lock Washer 1/2"	SLW1/2	16
	Hex Nut 1/2" – 13	HN1213	16
-	SQ. U-BOLT Fastener Set 1/2"	SQ-UB050x1500	6
	Split Lock Washers 1/2" and	SLW1/2	12
	Hex Nuts 1/2"	HN1213	12
19	FOAMED BRUSH (Foam Aid 60" dia. x 82"lg.) w/	TR1H	1SET
19.1	CORE	TR1HB	2
19.2	RING	TR1HA	140
20	RETRACT KIT:	-	1
21	AIR CYLINDER 2"x10"	AC2x10	1
	Ball Joint Rod End	BJ1/2-20	1
	Rear Mount	WA2GA	1
	-Clevis	WA2GA1	1
	-Threaded Rod 1/2"-13x5" LG	WA2GA2	1
	-Hex Nut 1/2"-13	HN1213	3
	Rear Pin 3/8 x 1 1/2" LG.	WA1GB	1
	Cotter Pin	CP3-8	1
	Front pin 1/2" x 2" LG.	WA1GC	1
	Collar 1/2"	WA1GD	1
	Jam Nut 1/2"	JN1220	1

