

Vacuum Arches

VA Manual



Owner's Manual



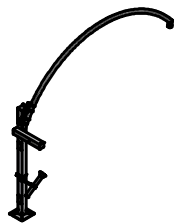
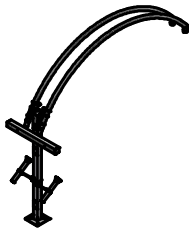
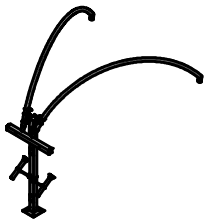
This document is confidential and proprietary to AVW EQUIPMENT and cannot be used, disclosed, or duplicated without prior written consent. Consent, prices and availability are subject to change without notice.

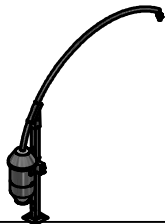



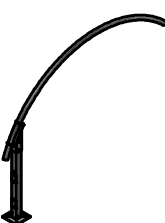
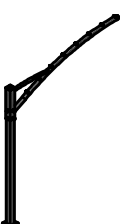
APPLICATION BRIEFING


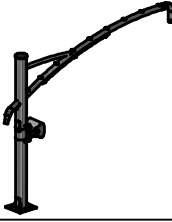
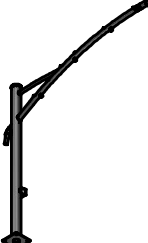
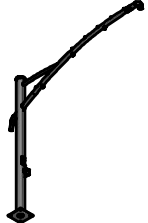


The Vacuum Arches from AVW Equipment is made of attractive stainless steel which adds a touch of modernity and provides enticing customers with a superior experience while being virtually weatherproof.

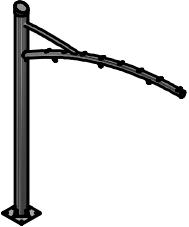

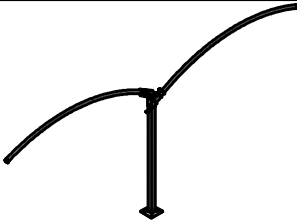
- Attractive, durable, stainless steel construction
- Options and add-ons available
- Increase curb appearance.

SPECIFICATIONS	
Description	Value(s)
Arc Shapes	Arc, Straight, Canopy
Number of Arches	Single, Dual
Post Shapes	Round, Square
Post Height	54", 56", 60", 80", 84", 108"
Hose Connections	Hose Adapter with 2" Half Coupling, WYE Splitter 45° 2-1/2" Elbow Welded

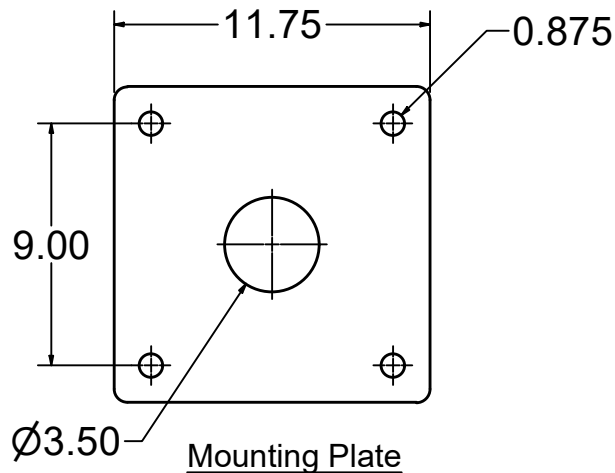
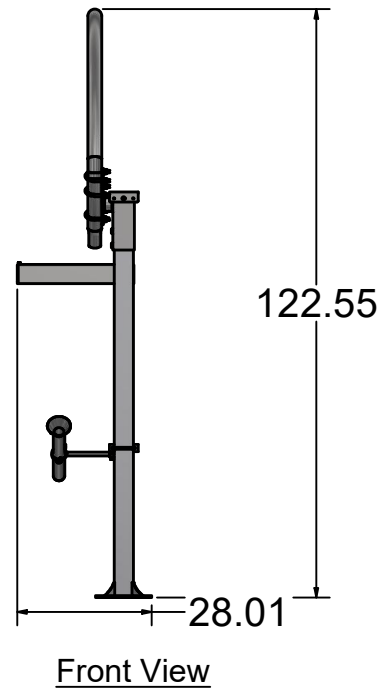
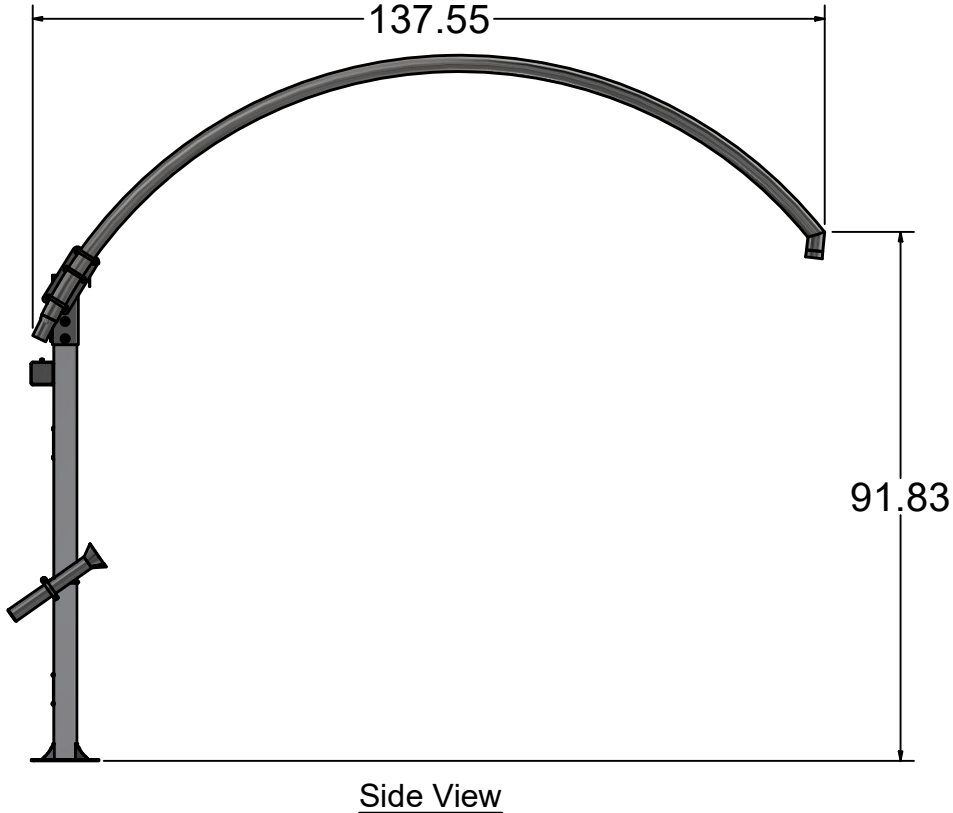
CONFIGURATIONS				
Model	Part Number	Description	ID	Page No.
	VA4847A	Vacuum Arch, Single Arch and 80" Length 4x4 Leg Post,Hose-Through Arch Design, SS	A	7,11,12,14
	VA4847A-56IN	Vacuum Arch, Single Arch and 56" Length 4x4 Leg Post,Hose-Through Arch Design, SS	B	7,11,12,14
	VA3352-16	Single Vacuum Arch, 84" Length 4x4 Leg Post with Left Side-Mount Plate on Post for 10' Curved Overhead Arch	C	7,11,12,14
	VA3352-17	Dual Vacuum Arch, 84" Length 4x4 Leg Post with Side-Mount Plate on Post for 10' Curved Overhead Arch	G	7,11,12,14
	VA3352-17-4141	Dual Vacuum Arch, 84" Length 4x4 Leg Post, Arches Spread at 45° with Side-Mount Plate on Post for 10' Curved Overhead Arch	H	7,11,12,14

CONFIGURATIONS				
Model	Part Number	Description	ID	Page No.
	VA2567	Vacuum Arch, 80" Length 4x4 Square Post, Single with Push Button Self-Serve Vacuum Canister, 54" Post, SS (VAC Canister Purchased Separately)	K	7,11,12,14
	VA2567A	Vacuum Arch, 80" Length 4x4 Square Post, Single Arch, SS	L	7,11,12,14
	VA2567A-60IN	Vacuum Arch, 60" Length 4x4 Square Post, Single Arch, SS	M	7,11,12,14
	VA2567A-56IN	Vacuum Arch, 56" Length 4x4 Square Post, Single Arch, SS	N	7,11,12,14
	VA2567A-56-NE	Vacuum Arch, 56" Length 4x4 Square Post, Single Arch with no Hose Connections, SS	O	7,11,12
	VA0324	Canopy Arch, 108" Length 4X4 Sq. Post, Adjustable Height, 11-3/4" Base Plate, SS	Q	8,14

CONFIGURATIONS				
Model	Part Number	Description	ID	Page No.
	VA5129A	Single Vacuum Canopy Arch, 5" Round Post 108"LG, Shallow Gusseted Arch with Tabs, Single Hose Connection, includes (1) 90° Elbow or (1) 45° Elbow Wye or other Elbow Connections	R	9,13,14
	VA5129A-1-84IN	Single Vacuum Canopy Arch, 5" Round Post 84"LG, Shallow Gusseted Arch with Tabs, Single Hose Connection, includes (1) FNPT Elbow	S	9,13,14
	VA5129A-1	Single Vacuum Canopy Arch, 5" Round Post 108" LG, Shallow Gusseted Arch with Tabs, Single Hose Connection, includes (1) FNPT Elbow	T	9,13,14
	VA5129A-1-0622	Single Vacuum Canopy Arch, 5" Round Post 108" LG , Shallow Gusseted Arch with Tabs, Single Hose Connection, includes (1) FNPT Elbow, Auxillary Air Gun Access Connection on Front Post	U	9,13,14
	VA5129A-2	Single Vacuum Canopy Arch, 5" Round Post 108", Shallow Gusseted Arch with Tabs, Splitter with 2 Hose Connection, includes (1) Wye with 2-1/2" FNPT Connections	X	9,13,14
	VA5129A-2-0622	Single Vacuum Canopy Arch, 5" Round Post 108" LG, Shallow Gusseted Arch with Tabs, Splitter with 2 Hose Connection, includes Wye with 2-1/2" FNPT Connections, Auxillary Air Gun Access Connection on Front Post	Y	9,13,14

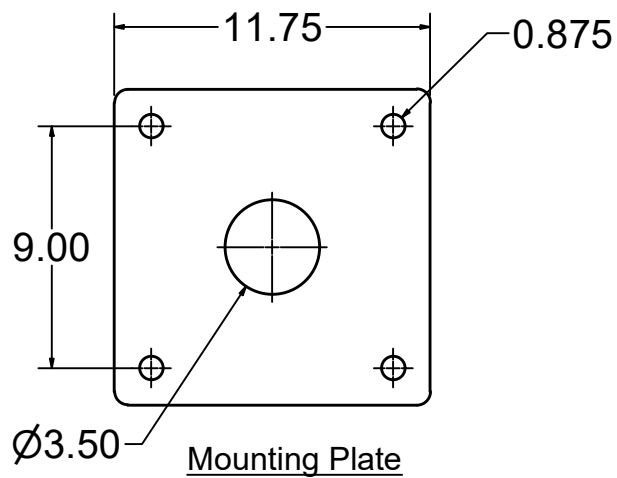
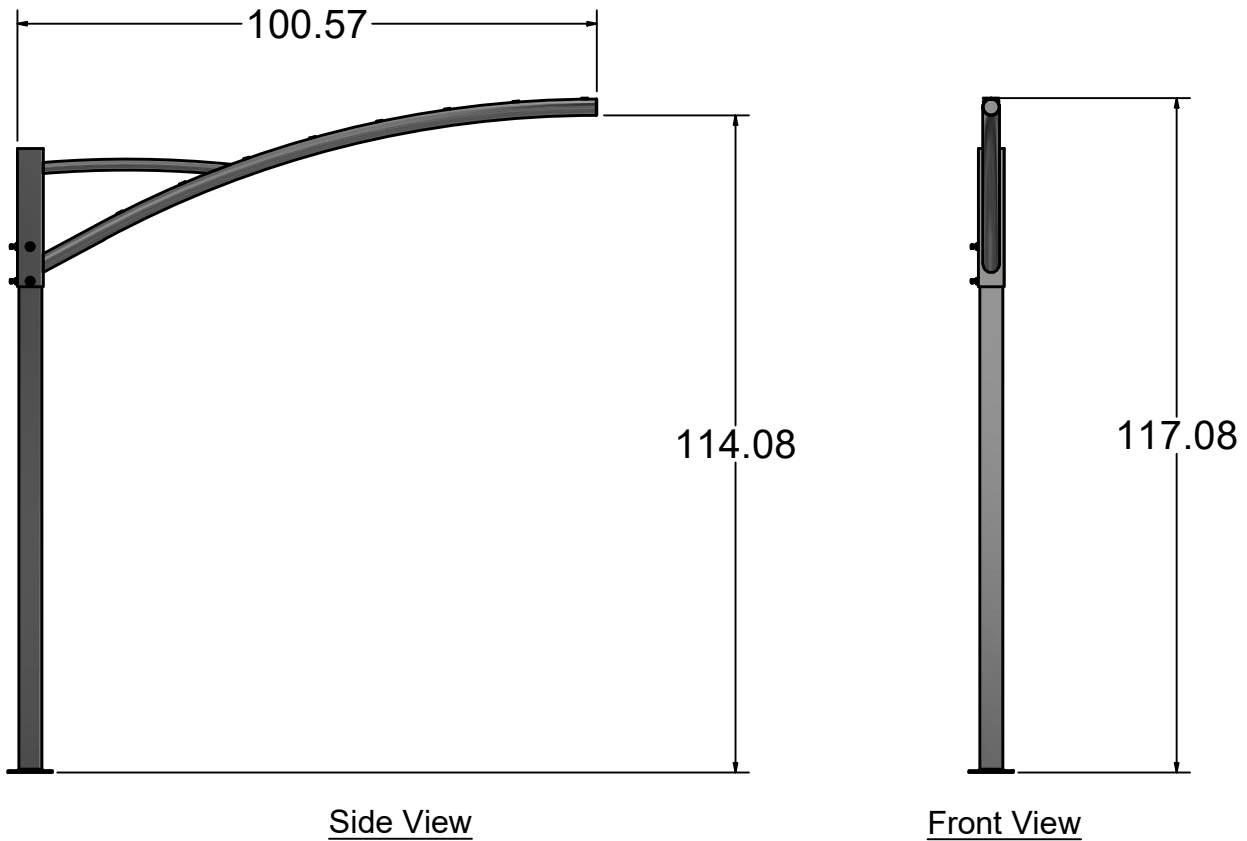
CONFIGURATIONS				
Model	Part Number	Description	ID	Page No.
	VA5129B	Pay Station Canopy Arch, 5" Round Post 108" LG, Shallow Curved Arch Finished with Cap, 11-3/4" Base Plate, SS	Z	9,13,14
	2VA2567A	Vacuum Arch, 84" LG Straight Post with Dual Overhead Arches Reaching Opposite Sides of Post, 10' Span LG Each, SS, (No Vac Canister)	CC	10,11-15
	2VA0524	Vacuum Arch, 108" LG Straight Post with Dual Overhead Arches Reaching Opposite Sides of Post, 12' Span LG Each, SS	DD	10,13-15

Configurations: A,B,C,G,H,K,L,M,N,O

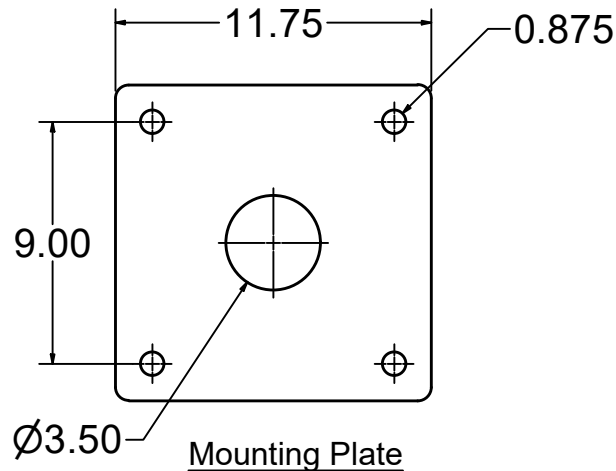
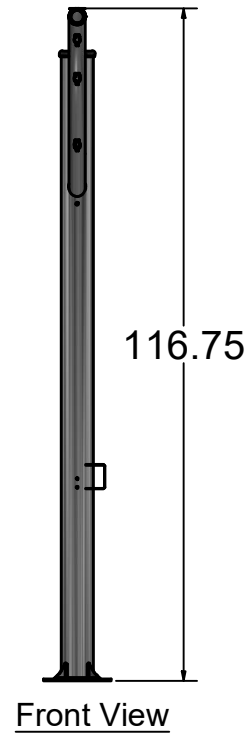
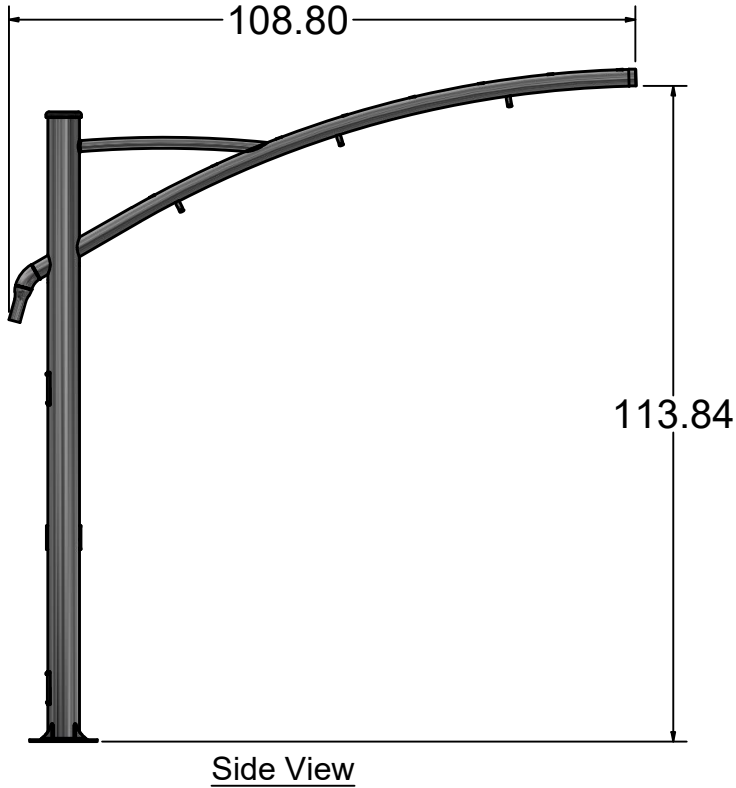


*This Vacuum Arch Style Comes with 56", 60", 80", 84" & 108" Post Length

Configurations: Q

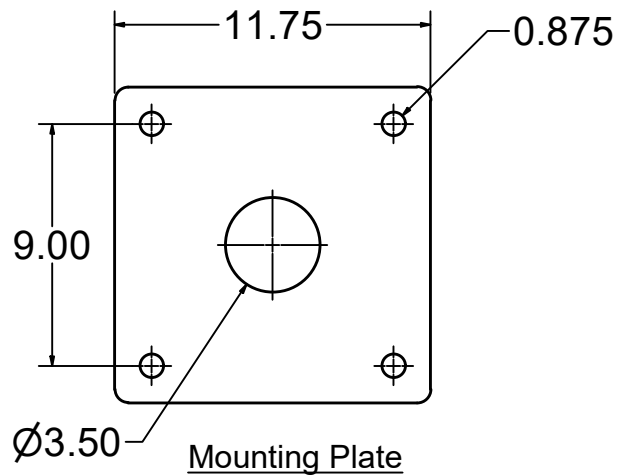
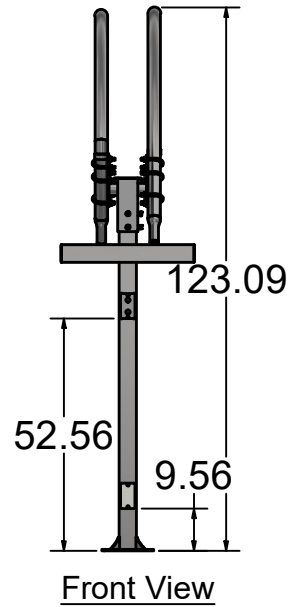
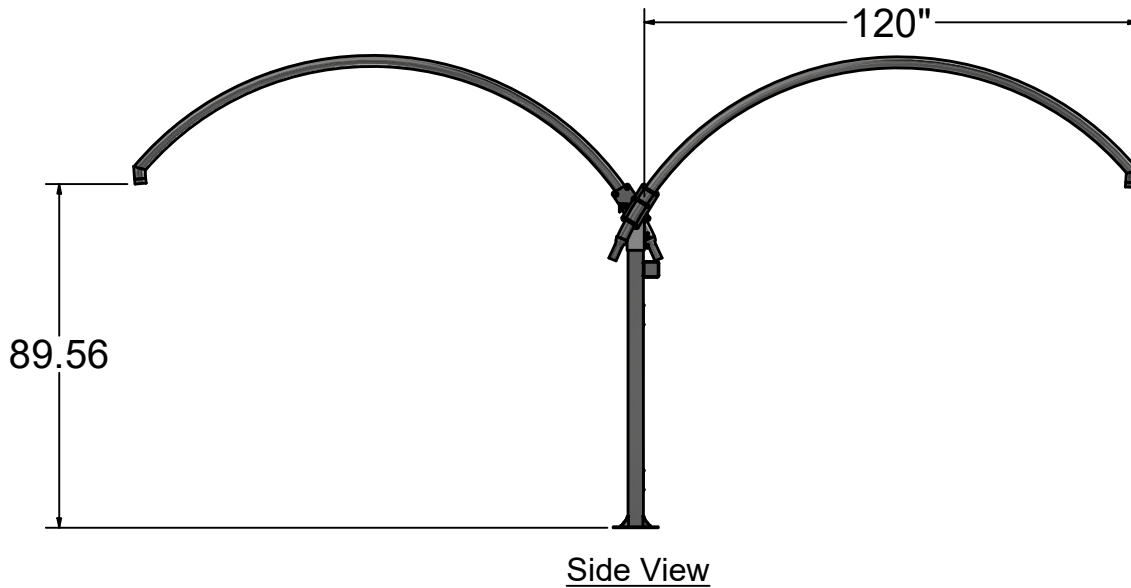


Configurations: R,S,T,U,X,Y,Z



*This configuration of Canopy Arches are available in 84" and 108" Square and Round Post.

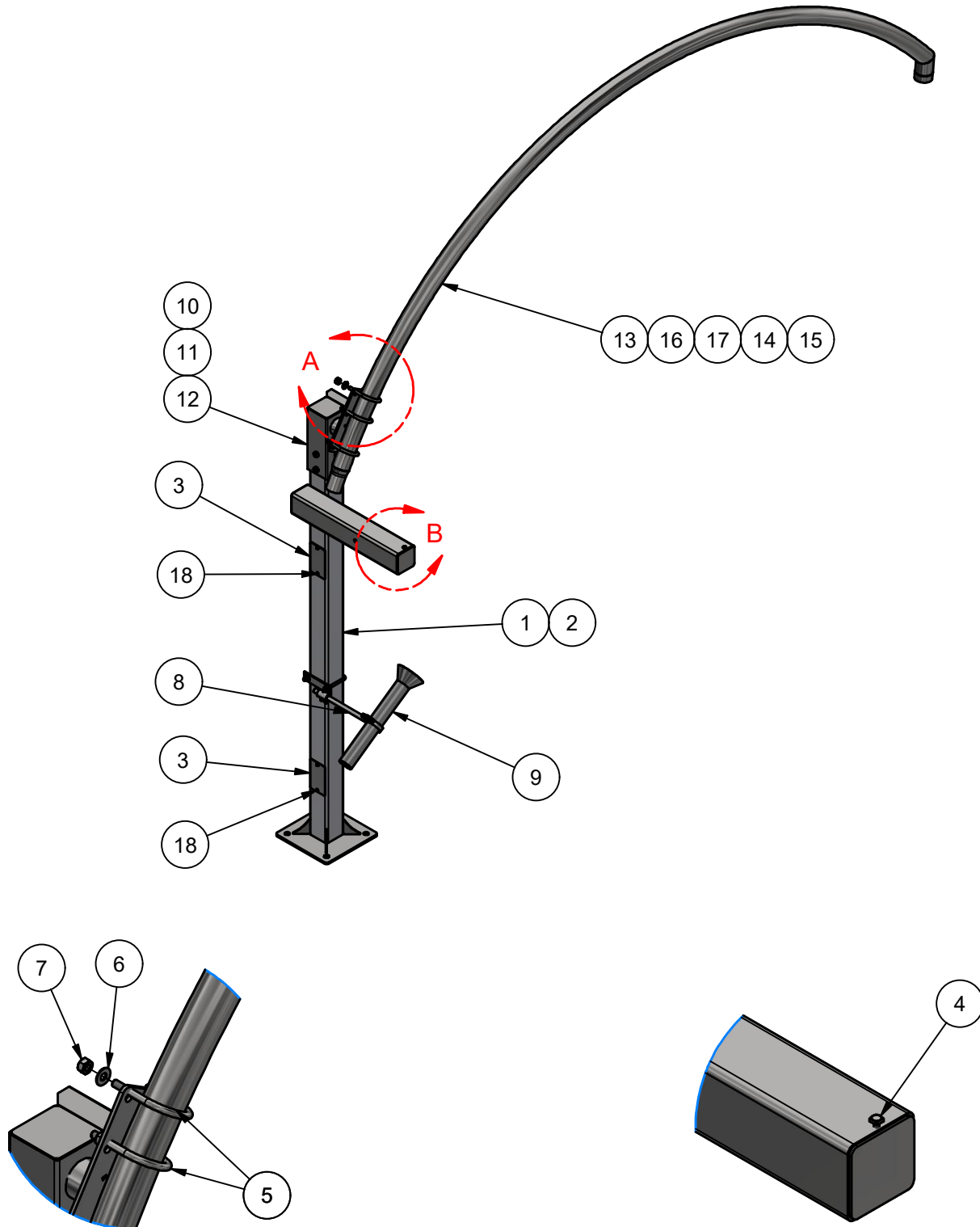
Configurations: CC,DD



*This Vacuum Arch Style comes in 84" Length Post with Arch Span Length of 10' and 108" Length Post with Arch Span Length of 12'.

Parts List

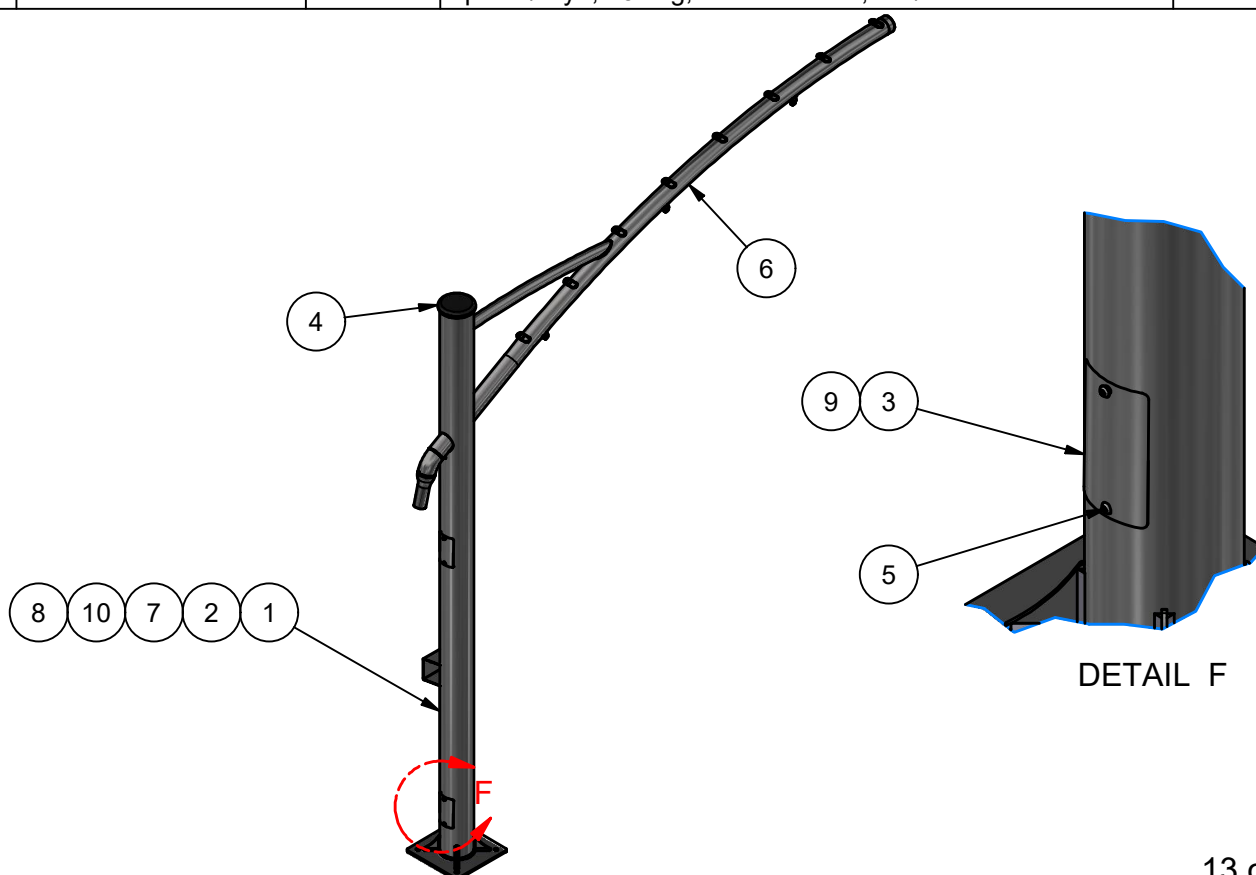
ITEM	PART NUMBER	QTY	DESCRIPTION	ID
1	VA3352AA-16	1	Single Vacuum Arch Leg 84" LG	C
2	VA2567AA-80	1	Single Vacuum Arch Leg 80" LG	A,L
3	PLSS14GX0338X0575X2H	2	Sheet Metal #14Ga x 3 3/8" x 5 3/4"	A,B,C,G,H,K,L,M,N,O
4	SQHS1420050	1	1/4" - 20 x 0.5" UNC Square Screw	A,B,C,G,H,K,L,M,N,O
5	UB-R050X300X1100	3	U-Bolt (Round): 1/2" x 3" x 4-1/2"	A,B,C,G,H,K,L,M,N,O
6	FW12	6	1/2" Flat Washer	A,B,C,G,H,K,L,M,N,O
7	HN1213	6	Hex Nut, 1/2-13, SS	A,B,C,G,H,K,L,M,N,O
8	VA3352W-16-CRVC	1	Single Claw Holder	C,D,E
9	VA3352WS-SS	1	Crevice Tool Holster, Stainless Steel	C,D,E
10	VA3352AS-16	1	Vacuum Arch Sleeve for single 10' Vacuum Arch mounted to left side of post	C
11	VA3352AS-13	1	Vacuum Arch Sleeve for single 10' Vacuum Arch mounted to right side of post	C
12	VA2567AS	1	Vacuum Arch Sleeve	A,B,K,L,M,N,O
13	VA2567AB	1	Vacuum Arch, Single Curved Overhead Arch, 10' Span, Curved Arch only(no post), SS, Pipe 2 1/2" SCH10 x 160" LG with 2-1/2" Hose Reducer and 2" Hose Adapter with Coupling	C,G,H
14	MIK-2VA4281C	1	Vacuum Arch Canopy Support, Single, SS, w/o Support Post, Pipe 2 1/2" SCH10 x 160" LG with 2-7/8" to 2" Hose Reducer and 2" Hose Adapter with Coupling	K,L,M,N,CC
15	2VA0524B	1	Oversized Vacuum Arch Pipe	DD
16	VA3352ACA	1	Vacuum Arch Pipe 2 1/2" SCH10 x 160" LG with end cutout	L,O
17	VA4847AB	1	Vacuum Arch Pipe 2 1/2" SCH10 x 160" LG without end cutout	A,B
18	BHSCS02520050	4	Button Head Cap Screw 1/4-20 x 1/2" LG.	A,B,C,G,H,K,L,M,N,O



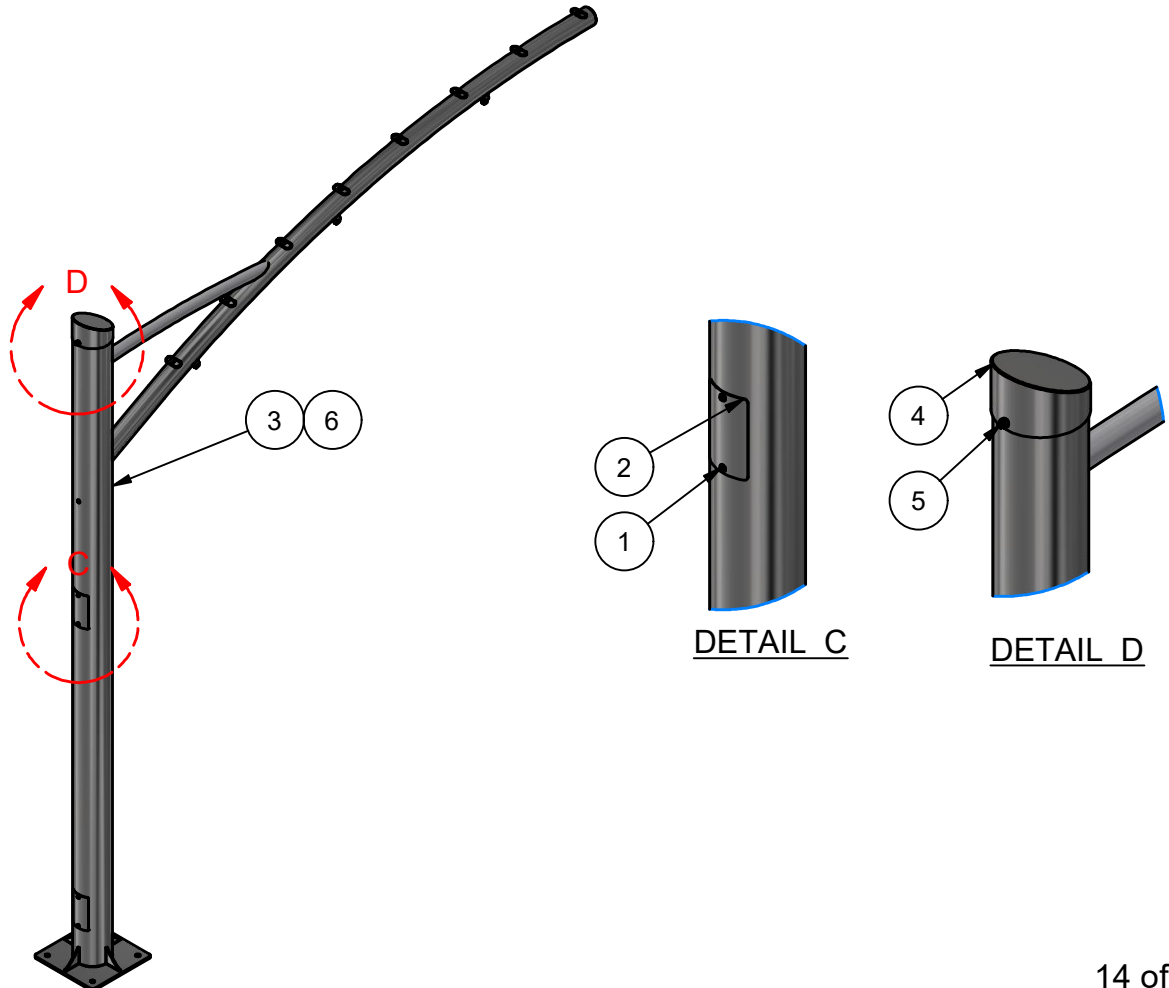
DETAIL A

DETAIL B

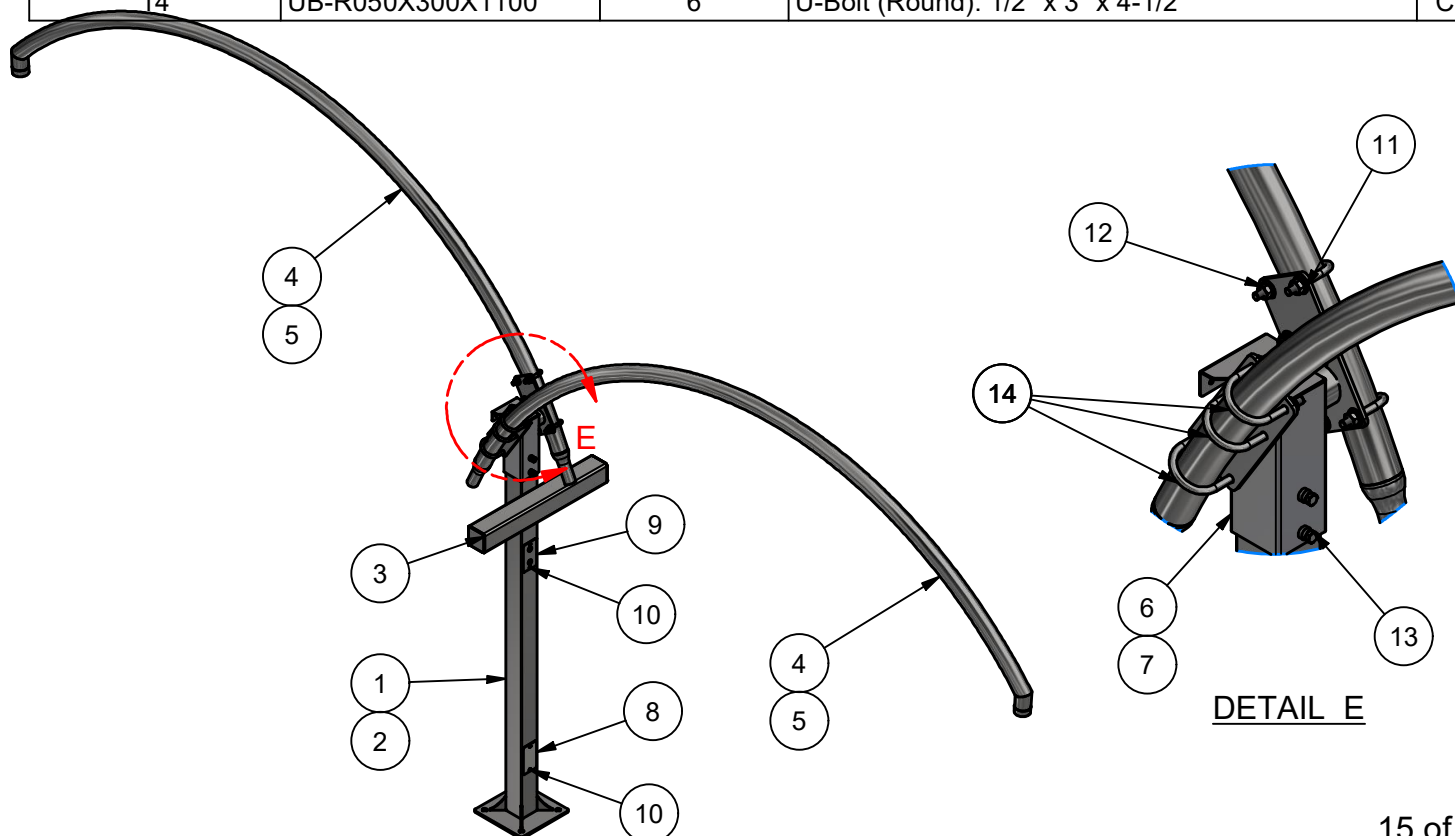
Parts List				
ITEM	PART NUMBER	QTY	DESCRIPTION	ID
1	VA5129AA	1	Post, Single Vacuum Canopy Arch Weldment, 5" Round Post, 108" LG	R,T
2	VA5129AA-1-84IN	1	Post, Single Vacuum Canopy Arch, 5" Round Post, 84" LG	S
3	VA5129D	2	Access Hole Cover Plate, Sheet Metal #14Ga. 5 3/4"x 3 1/4"	R,S,T,U,X,Y,Z, CC,DD
4	R-VA2476C1	1	Cap for Vacuum Arch, 6"OD, UHMW	R,S,T,U,X,Y
5	BHSCS02520050	4	Button Head Cap Screw 1/4-20 x 1/2" LG.	R,S,T,U,X,Y
6	VA5129AB	1	Canopy Arch Pipe 2 1/2 x Sch10 x 109" LG with 2-1/2" 90° Long End and 2"x2-7/8" Pipe Reducer	S
7	VA5129AA-1-0622	1	Single Vacuum Canopy Arch and 5" Round Post 108" LG Weldment with AirGun Access	U
8	VA5129AA-2-0622	1	Dual Hose Arch, Weldment with AirGun Access	Y
9	VA5129EA	1	Air Gun Access Cover Weldment	U,Y
10	VA5129AA-2	1	Single Vacuum Canopy Arch and 5" Round Post 108" LG Weldment	X
11	VA3425AB	1	Splitter/Wye, 45Deg, Vacuum Arch, 2-1/2" NPT	X,Y



Parts List				
ITEM	PART NUMBER	QTY	DESCRIPTION	ID
1	BHSCS02520050	4	Button Head Cap Screw 1/4-20 x 1/2" LG.	A,B,C,G,H,K,L,M,N,Q, R,S,T,U,X,Y,Z,CC,DD
2	VA5129D	2	Access Hole Cover Plate, Sheet Metal #14Ga. 5 3/4"x 3 1/4"	R,S,T,U,X,Y,Z,CC,DD
3	VA5129BA-W	1	Pay Station Canopy Arch Weldment	Z
4	VA5129CAP550-SS	1	Vaccum/Canopy Arch Cap 5" Pipe	Z
5	SQHS1420050	1	1/4"-20X 1/2" LG square head set screw	Z
6	PO1A	1	Canopy Arch Square Leg, 108"LG,SS	Q
7	VA0324A	1	VA0324 Canopy Arch Weldment with Sleeve	Q
8	SQHS1213100	1	Sq.Head Set Screw 1/2"-13x1" LG,SS	Q



Parts List				
ITEM	PART NUMBER	QTY	DESCRIPTION	ID
1	2VA2567AA	1	Leg Post for dual Vacuum Arch, 84",SS	CC
2	2VA0524A	1	Leg Post for dual Vacuum Arch, 108", SS	DD
3	2VA2567AB	1	30" LG Crossbar Assembly_Dual Vacuum	CC
4	MIK-2VA4281C	2	Vacuum Arch Canopy Support, Single, SS, w/o Support Post, Pipe 1/2" SCH10 x 160" LG with 2-7/8" to 2" Hose Reducer and 2" Hose Adapter with Coupling	CC
5	2VA0524B	2	Pipe Arch Assembly_Dual Vacuum	DD
6	2VA2567AD	1	Dual Vacuum Arch Sleeve Plates at 58 Deg. Angle	CC
7	2VA0524C	1	Dual Vacuum Arch Sleeve Plates at 30 Deg. Angle	DD
8	2VA2567AE	1	Cover Plate 5-3/4" X 3_1/4" #14Ga	CC,DD
9	2VA2567AF	1	Sheet Metal #14Ga x 5-3/4" x 3-1/4" w/ 2 holes	CC
10	BHSCS02520050	4	Button Head Cap Screw 1/4-20 x 1/2" LG.	CC,DD
11	FW12	12	1/2" Flat Washer	CC,DD
12	HN1213	12	Hex Nut, 1/2-13, SS	CC,DD
13	HHCS1213100	4	1/2"-13 x 1" L Hex Screw	CC,DD
14	UB-R050X300X1100	6	U-Bolt (Round): 1/2" x 3" x 4-1/2"	CC,DD



INSTALLATION

1) Recommended to install with a 3/4" J-Bolts submerged in concrete. If using J-Bolts are not possible it is recommended to use concrete anchors. Use anchor manufacturer torque recommendations.

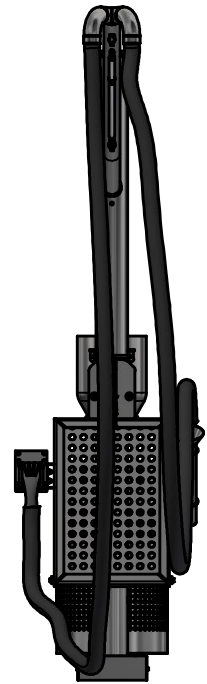
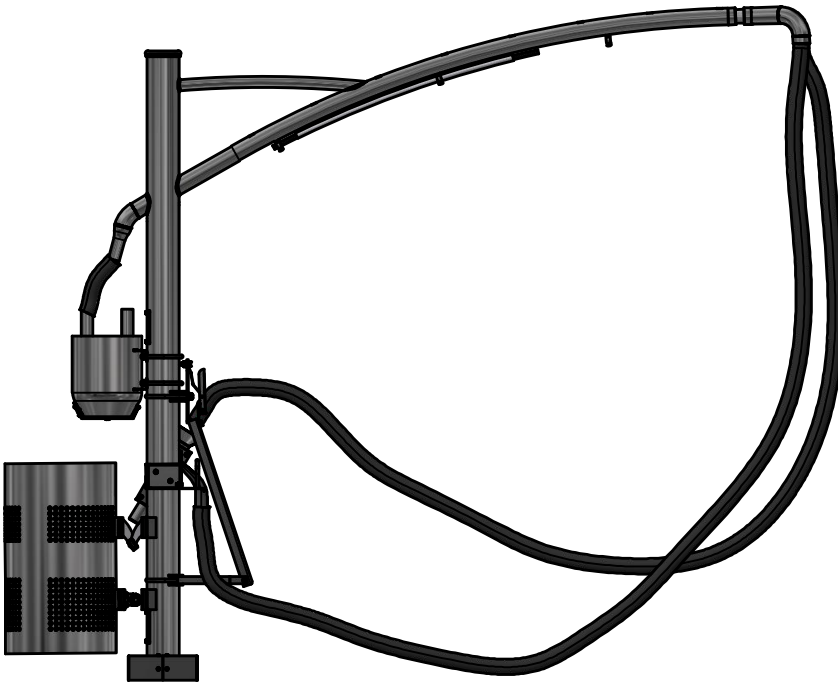
2) After installing the vacuum post along with base plate proceed to install the arches. If installing the arch with an arch sleeve, bolt the arches on the sleeve plate using provided U-Bolts, Hex nuts, washers and split-lock washers. When assembling all fastners, use the appropriate torque specs provided in the table below.

Nom Dia	Threads per Inch	Torque (in-lbs)	Torque (ft-lbs)
2	56	2.5	-
4	40	5.4	-
5	40	8.0	-
6	32	10.0	-
8	32	18.4	-
10	24	26.6	-
1/4	20	63.6	-
5/16	18	131	-
3/8	16	-	19.4
7/16	14	-	31.0
1/2	13	-	47.0
5/8	11	-	94.0
3/4	10	-	125.0
7/8	9	-	202.0
1	8	-	303.0

MAINTENANCE


- 1) Clean inside the vacuum arches once every 3 months using flexible nozzle clean out tool.
- 2) Fastner Retention Checklist should be done every quarter in a year. Below are two recommended items to be included in the checklist.
 - a) Worm Drive Hose Clamps
 - b) Base Plate Hex Nuts
- 3) Check nozzles and hoses for wear and tear . Replace if unsatisfactory.
- 4) If the arches are installed with a canopy, check the tension on canopy.

VACUUM ACCESSORY EXAMPLE



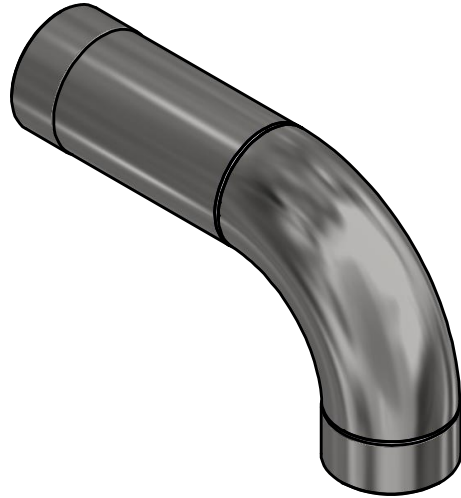


Separately Purchased Items:



NPL304200300

Nipple - 2" NPT x 3" LG



VA5129ABA

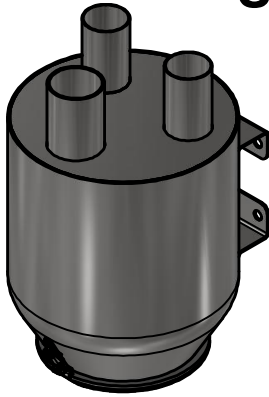
Elbow, 2-1/2" 90deg Long for Vacuum Arch End



VA3425AB

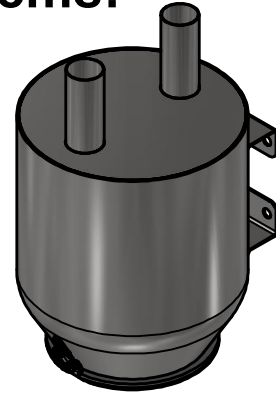
"Splitter"/Wye, 45Deg, Vacuum Arch, 2-1/2" NPT

Separately Purchased Items:



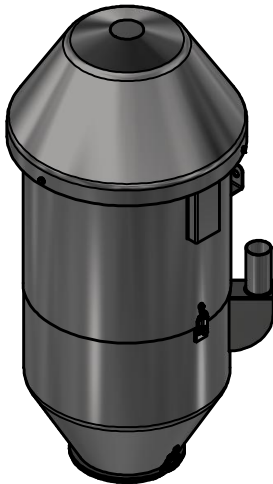
VA2567S

Separator, Baffle Type, for Two Arches



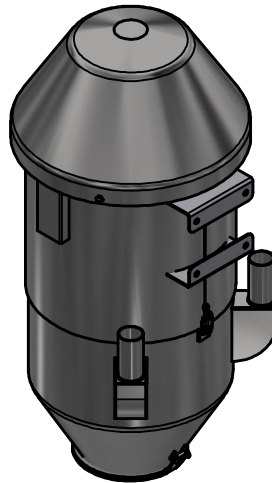
VA3246S

Separator, Baffle Type, for One Arch



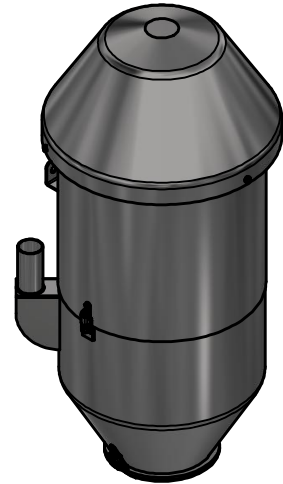
VA3875C-D

16" Vacuum Canister- Driver



VA4381C

16" Dual Vacuum Canister



VA3875C-P

16" Vacuum Canister-Passenger



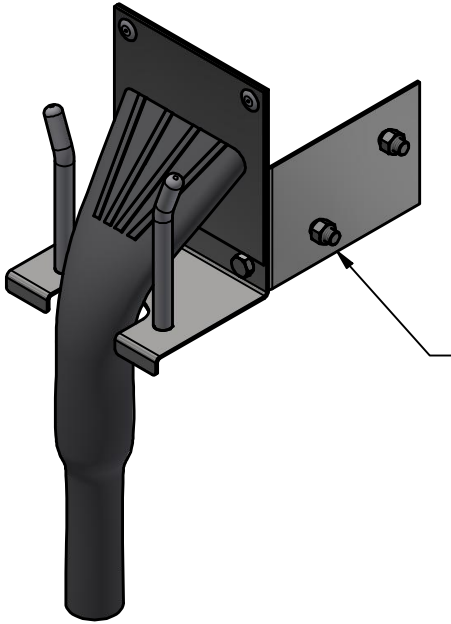
USE FOR MOUNTING CANISTERS

UB-RD050x563x1100

Round U Bolt D 1/2" x 5 5/8" x 6 1/2" LG

HHN014 - Heavy Hex Nut **FW12** - Flat Washer

Separately Purchased Items:

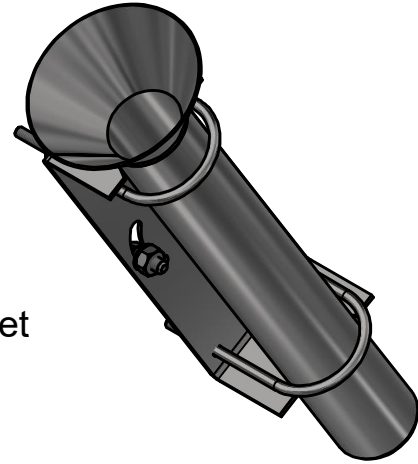


VA5129WS

Claw Hanger, Two-Peg Style
(Claw nozzle not provided)

VA5129WL

Claw Hanger "L" Bracket

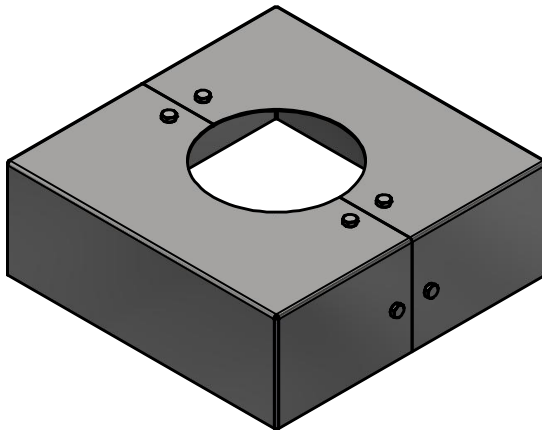


VA5129W

Single Tool Holster Bracket

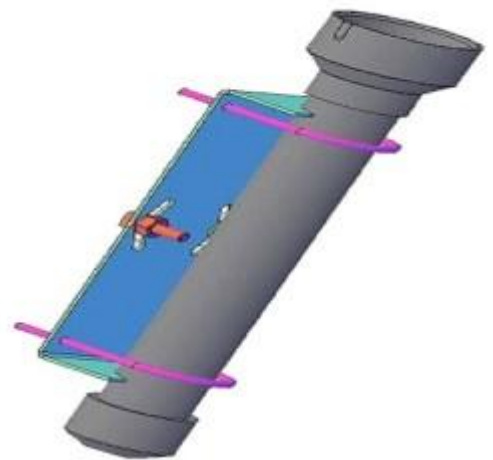
VA3352WS-SS

Crevice Tool Holster (SS)



VA5129AV

Cover, for Base Plate on Vacuum Arch (5" Pipe)



VA5129W

Single Tool Holster Bracket

VA3352WS

Crevice Tool Holster (PVC)

Separately Purchased Items:



VAC-HOSE-150 - 1-½" Black Vacuum Hose


VAC-HOSE-200 - 2" Black Vacuum Hose

VAC-HOSE-250 - 2-½" Black Vacuum Hose



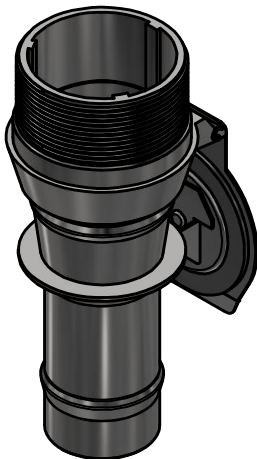
VAC-CREVICE-TOOL

Crevice Tool, for 1-½" Vacuum Hose



VAC-CLAW-NOZ

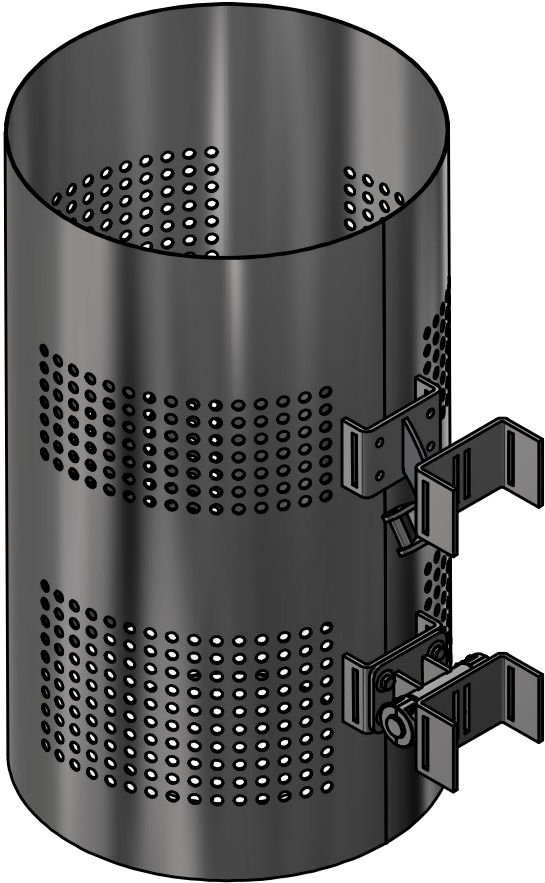
Claw Nozzle, 13"LG, for 1-1/2" Vacuum Hose



VA2567V

Vacuum Inlet Valve & 1-1/2 Hose Connector Assembly

Separately Purchased Items:



VA5129TS-30

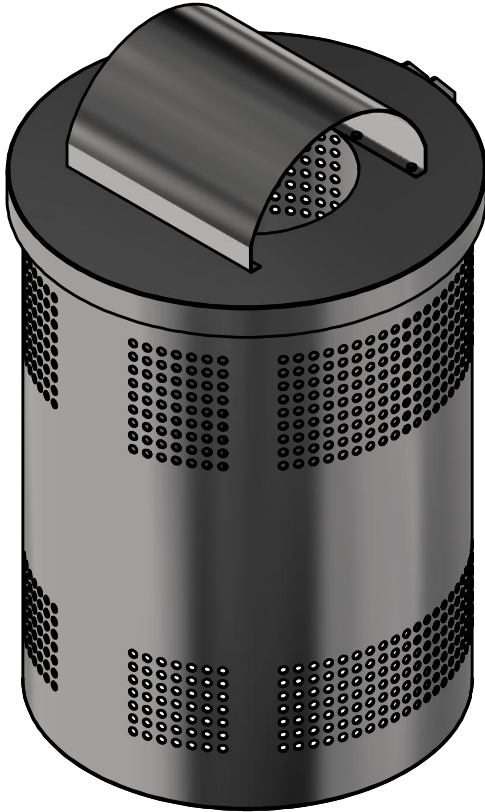
30Gal Trash Can w/ Hinge Joint



TS3352-30


30Gal Trans Can W/Standard Lid, SS

Separately Purchased Items:



TS3352

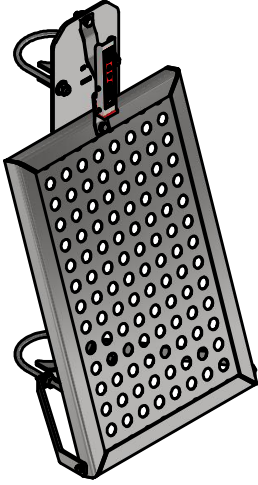
55Gal Trash Can W/Standard Lids, SS



TR3352


55Gal Trash Can W/Hinged Recycle Lids SS

Separately Purchased Items:



VA5129-MAT

Arch Floor Mat Rack, 5" Round Vacuum Arch



SS150

Filter 1-1/2"FNPTX8"H for Vacuum Canister Filter



VA-DIRTBAG-(Size)


5"x9" and 7"x9"Dirt Bag sizes for AVW Vacuum Canister

Separately Purchased Items:



VAC-CUFFSWIVEL-150HX150T

Swivel Cuff, 1- $\frac{1}{2}$ " Vacuum Hose x 1- $\frac{1}{2}$ " Tube



GGBTL

G&G 6FT LED Bendable Tube Light w/Cable

REVISION HISTORY				
REV	ECN#	DESCRIPTION	DATE	INITIALS
A		Initial Release	12/11/2024	RR
B		Full Vacuum AccesORIZED Example	02/28/2024	JL
C	ECN-2025-173	Changed Vacuum Arches PN and added Sleeve PN	04/22/2025	RR